

Name:

Unit:



Venturer Scout Award Scheme Planning Kit

Starting out as a Venturer and the Award Scheme

Congratulations on joining the Venturer Unit as you continue your journey in Scouting.

Venturing will offer you lots of fun, meet new friends, the opportunity to develop new skills and experience challenges set by yourself and by the Unit activities.

An important part is the Venturer Award Scheme, where you have the opportunity for:

Participation – Venturer Award

Individual Effort – Queen's Scout Award

Specialising – Endeavour Award

Some Venturers find the task of planning their Award Scheme difficult and this Kit is designed to assist your understanding and to help guide you through the process.

In this Kit you will find some planning sheets and other materials to assist your understanding of how the Award Scheme and standards works.

The Award Scheme is governed by the Unit Council who monitor the standards outlined in the 'Venturer Scout Record Book'; some activities also require the approval of the District/Zone Venturer Council.

Be aware that the Unit Council needs to approve the start and completion of each of your activities in the Unit Minutes so as to maintain accurate records.

Your Leaders and District/Zone Venturer Leaders are there to provide ideas and support, so please ask any questions if you are unsure.

Remember to take your Record Book with you on all Unit activities that involve your participation to be signed at the event (i.e. visit to local Council meeting).

For both Venturer Award and Queen's Scout, you need to produce a folder with more details of the activities. This will include reports, photos, certificates and any other evidence you collect along the way and you can use this folder to start this process.








The other exciting part of earning your Venturer Award is the opportunity to obtain the Certificate II in Business; this can count officially as credits towards your school subjects from Year 10 onwards.

We hope this Kit assists with planning and recording your award activities while you also have a fantastic time in Venturing.

Victorian Venturer Council

Edition 2.0 – February 2016

Venturer Scout Award Scheme

	Venturer Award & Certificate II <i>Participation</i>	Queen's Scout Award <i>Individual Effort</i>	Endeavour Award <i>Specialising</i>
Leadership Development	UNIT MANAGEMENT © 12	LEADERSHIP 26	
	VOCATIONS 25		
Outdoors Activities	INITIATIVE © 10		<div data-bbox="1129 667 1449 1653" style="border: 1px solid red; padding: 10px;"> <p><i>To earn your Endeavour Award, you need to complete:</i></p> <ul style="list-style-type: none"> • your Venturer Award, • the relevant V/Award activity (which may or may not be part of your completed V/A), • the relevant Queen's Scout activity, and • at least 50 more hours in that activity. <p><i>This specialising in an activity area may be done whilst undertaking your Venturer Award, and you could be working towards your Queen's Scout Award at the same time.</i></p> <p><i>It is your choice!</i></p> </div>
	EXPEDITION 12	EXPEDITION 30	
	OUTDOOR 10	OUTDOOR 30	
Personal Growth	IDEALS © 10	IDEALS 30	
	EXPRESSION 10	EXPRESSION 30	
	LIFESTYLE 10	LIFESTYLE 30	
	PURSUIITS 10	PURSUIITS 30	
Community Involvement	CITIZENSHIP 10		
	ENVIRONMENT © 10	ENVIRONMENT 30	
	FIRST AID © 15		
	SERVICE 10	SERVICE 30	
	  <p>Complete the 5 activities marked © as above, plus any other 2 activities</p>	<p>Achieve the ultimate in Venturing! Complete all 13 V/A activities and any 4 at Q/S level (one per area)</p> 	 <p>Specialise in any one activity, maybe with VET recognition.</p>



VENTURER SCOUT AWARD SCHEME: BADGE ACTIVITY STATEMENT



This form and process does not apply to Award activities in the Venturer weekly program e.g. Citizenship night, or Branch approved courses.

Venturer	PART 1		Planned activity: Set the challenge <i>(Submit to Unit Council prior to commencement of the activity)</i>	
	Name of Venturer Scout			
	Unit		Phone number	
	Award type and badge (e.g. VA Pursuits)			
	Detailed plans of intended activities			
	Planned report on the activity <i>(if applicable)</i>			
	Venturer Scout confirms that Examiner has sighted the intended activity details		Date	
Examiner	Is the Examiner already approved by Zone/District Venturer Council (Z/DVC)?		<input type="checkbox"/> Yes <input type="checkbox"/> No	If <u>already approved</u> by Z/DVC, approach examiner directly If <u>not approved</u> , send Examiner details to Z/DVC
	Name of Examiner			Telephone No:
	<i>If not an Approved Examiner, please sign this:</i> I have read the guidelines overleaf and agree to abide by them. I also agree I will ensure that the proposed activity will meet the requirements as listed in the Venturer Scout Record Book.	 Signature	
	Examiner's qualifications, experience, current role (if relevant)			

Unit Council	PART 2		Approval for the challenge	
	<input type="checkbox"/> 2A Unit Council Approval of activity <i>For badge activities (except those listed in point 2 overleaf), Unit Council can approve the submission, prior to commencement of activity. Must be recorded in UC minutes.</i>		OR	<input type="checkbox"/> 2B Unit Council Endorsement of activity <i>For badge activities listed in point 2 overleaf, the Unit Council can endorse the proposed activity, and advise the Z/DVC the work is to commence (subject to using an approved examiner)</i>
Z/DVC	2B. Only if examiner needs approval (QS and Outdoor Activities) OR not already approved			
	Attach copy of UC minutes or correspondence from Z/DVC showing that the Examiner has been approved for this activity. Attach copy of UC minutes or correspondence.			
Examiner	PART 3		Assessment of the completed challenge	
	The Venturer Scout has satisfactorily completed the challenge <input type="checkbox"/> <i>Please comment on the Venturer Scout's achievements:</i>			
Unit Council	PART 4		Approval for the completed challenge	
	<i>The Venturer Scout presents this form and Venturer Scout Record Book (both signed by the Examiner) to Unit Council: with supporting evidence to show that the activity was complete., e.g. reports, logs, photos etc</i>			
Unit Council: Approval of completion <input type="checkbox"/>				
Unit Council member: Signature.....Name.....Date of meeting..... <i>(Record this approval in the Unit Council minutes and distribute to the Venturer Scout)</i>				

Award Scheme - Guidelines for Venturer Scouts and Examiners

For Examiners: Thank you for assisting a Venturer Scout to achieve an Award! The award program is designed to challenge the Venturer Scout, expand their interests and assist them to become a capable and responsible adult.

1. Who can be an Examiner?

An Examiner is generally not the Venturer Scout's parent or Leaders. Examiners can be:

Non-Scouting Examiners

Any expert in the associated field known to the Venturer Scout could be used. Examples include: a teacher, (e.g. music teacher for Expressions), a sports coach (e.g. basketball coach for Lifestyles), a responsible person (e.g. supervisor at an Aged Care home for Service) etc.

Pre approved Examiners

The Zone /District Venturer Council have a list of Approved Examiners in many fields.

Examiners Outdoor Activities (Expedition, Outdoors, or any adventurous Pursuit badges)

Outdoor Activities are defined as activities of an adventurous nature such as hiking, abseiling, rock climbing, scuba diving, canoeing, sailing etc., involving a level of risk and a requirement for pre training. A Pursuit could also be classed as an adventurous activity and would also need a suitable Examiner, e.g. a Venturer could do rock-climbing for an Outdoor OR a Pursuit badge.

Examiners for Outdoor Activities could be any one of:

- Approved Examiners, or
- a Branch Activity Leader in that activity (the Venturer Leader has contact details), or
- another qualified expert, who would need approval by ZVC / DVC.

2. What designated activities need the Examiner approved by ZVC/DVC?

- Any QS badge
- Any VA Outdoor Activity badge or adventurous Pursuit.

3. What is the process for achieving a badge?

As some Venturer Scouts also use the Venturer Award Scheme to obtain Certificate II qualifications and the Duke of Edinburgh Award, it is vital to have accurate details of goals and achievements in order to comply with requirements of the training framework. The process for completing a Venturer Scout Award Activity covered by (2) above is:

Set the challenge: (Venturer Scout and Examiner)

The Venturer Scout and the Examiner establish a commencing skill level and then agree on the level of understanding and achievement that the Venturer Scout is required to attain over an agreed period of time that sets a reasonable challenge for the individual. Except in special circumstances, the challenge must meet all of the requirements listed in the "Venturer Scout Record Book".

Approval for the challenge: (Unit Council)

The Venturer Scout submits this Badge Activity Statement to Unit Council for discussion and recording in the minutes before the activity commences. If the Examiner also needs approval, then this Badge Activity Statement is submitted to the ZVC/DVC. (See above point 2 for designated activities that require Z/DVC approved examiners)

Complete the challenge: (Venturer Scout)

The Venturer Scout then undertakes and completes the activity within an agreed time and to the agreed level. The Venturer Scout should consult the Examiner and/or Venturer Scout Leader if there is any difficulty with progress or other aspects of the activity. The plan for the completion of the activity may have some small modifications if necessary, with the agreement of the Examiner providing it still meets the requirements outlined in the Venturer Scout Record Book.

Assess the completed challenge: (Examiner)

Upon completion, the Examiner should use the agreed levels of understanding and achievement to assess the work completed, the effort expended and improvement or achievement that the Venturer Scout has attained. If not satisfactory, the Examiner may decide that some additional work may be required to be assessed as competent.

When satisfied, the Examiner signs and dates the Venturer Scout Record Book and this Badge Activity Statement.

Approval for the completed challenge: (Unit Council)

The Venturer Scout provides to the Unit Council the signed Badge Activity Statement and signed Venturer Scout Record book and any supporting evidence of the activity: reports, logs, photos etc. The activity completion is recorded in the minutes.

Note that a fixed pass level is not intended; rather, some worthwhile improvement in the performance or understanding of the subject is expected. A key factor is that there may be some difference in understanding and ability for individual Venturer Scouts, which must be taken into account in the final assessment.

4. More information?

Your Venturer Scout Leader can assist with ideas for badges, resources and feedback on your plans for badges. All Venturer Scouts and Examiners are also welcome to attend any of the regular meetings of the Z/DVC. Website www.vicscouts.com.au

Your Zone / District Venturer Council contact isPhone.....

VENTURER SCOUT AWARD SCHEME PATHWAYS

Version 4.0 2011

Badge Activity Statement	Venturer Courses (Recommended by Branch)	Award as part of Unit program (e.g. Citizenship activity, Ideals visit)	All other VA Award Areas (except VA Expedition, Outdoor or other adventurous activity).	VA Expedition, Outdoors (or other Adventurous activity)	QS Activity with new Examiner	QS Activity with Examiner approved by Z/DVC	
	<ul style="list-style-type: none"> Unit Council (UC) approval is not required. A member of the UC (including Leaders) can approve Course attendance. Where conditions exist that require approval, then a member of the UC can minute attendance at the next meeting. 	<ul style="list-style-type: none"> Individual approval is not required as the Unit Council has already approved the program. UC to minute attendance, discussion or reporting, etc at next UC meeting. 	<ul style="list-style-type: none"> Ask someone to be your Examiner. Show them your Venturer Scout Record Book and "Guidelines for Examiners" Obtain approval for your plans (below). 	<ul style="list-style-type: none"> Contact a Zone / District pre-approved Examiner OR Seek Z/DVC recommendation for any appropriately qualified Examiner Discuss your plans with the Examiner. 	<ul style="list-style-type: none"> Ask someone to be your Examiner. Show them your Venturer Scout Record Book and "Guidelines for Examiners" Discuss your plans Obtain approval from your UC. 	<ul style="list-style-type: none"> Contact a Zone/District pre-approved Examiner Discuss your plans Obtain approval from your UC Report completion to Z/DVC. 	
<ul style="list-style-type: none"> Request approval for your plans (and for your examiner if not pre-approved) from the Unit Council, either by attending UC meeting and presenting verbally, or in writing (hard copy or email). 							
<ul style="list-style-type: none"> Unit Council Meeting: Minutes MUST contain approvals of individual plans for Award Areas, and any new Examiners. Minutes are sent to Venturer Scouts to include in their records of their Awards Scheme progress. 							
					Z/DVC Meeting: <ul style="list-style-type: none"> Minutes contain approval of new QS Examiners. Minutes send to Venturer Scouts for their records. 		
Upon completion	<ul style="list-style-type: none"> Venturer Scout Record Book to be signed at Course. 	<ul style="list-style-type: none"> Unit keeps records of event attendees. 	<ul style="list-style-type: none"> Ask Examiner to sign and verify that your activity met the requirements in Venturer Scout Record Book. Provide your signed Venturer Scout Record Book and any other evidence (diaries, reports, photos) to the Unit Council for recording in the minutes. 				
	Unit Council Meeting; Minutes contain approvals of: <ol style="list-style-type: none"> Records of Course Attendances (Venturer Scout name, course name and date) Records of Award Area activities which were part of the Unit program (Venturer Scout name, activity and date of activity) Records of Completion of other Award Areas (Venturer Scout name, activity and Examiner). Venturer Scout Record Book signed and dated by Unit Council. Minutes are to be sent to Venturer Scouts to include in their Award Scheme records.						
	Badge presented (only if Venturer Scout Record Book signed and dated). Date of presentation of Award badge noted in Venturer Scout Record Book.						
	Venturer Scouts to add evidence to their Award Scheme folder (Certificates, photos, reports, highlighted copies of Unit Council and Z/DVC Minutes)						

AUSTRALIAN VENTURER SCOUT AWARD BADGES

LEFT SLEEVE



AUSTRALIAN VENTURER SCOUT AWARD BADGES

RIGHT SLEEVE

CITIZENSHIP	
ENVIRONMENT	ENVIRONMENT
FIRST AID	
SERVICE	SERVICE
EXPRESSION	EXPRESSION
IDEALS	IDEALS
LIFESTYLE	LIFESTYLE
PURSUITS	PURSUITS
EXPEDITION	EXPEDITION
INITIATIVE	
OUTDOOR	OUTDOOR
UNIT MANAGEMENT	
VOCATIONS	LEADERSHIP

Name: _____

My Venturer Award

Venturing Skills



All five of these



Any two of these



Leadership Development	Unit Management	Unit Mgmt Course	Report:		
	Vocations	Present resume to major business:	Present resume to small business:	Research Activity:	
Outdoor Activities	Initiative	Initiative Activity			
	Expedition	Planning:	Expedition:	6 - 8 hrs / 2 days	
	Outdoor		10 hrs		
Personal Growth	Ideals	Activity 1:	Activity 2:	Activity 3:	
	Expression		10 hrs		
	Lifestyle	Research Drug Information and Discuss with Unit		10 hrs / 2 mths	
	Pursuits		10 hrs / 2 mths		
Community Involvement	Citizenship	Activity 1:	Activity 2:	Activity 3:	Activity 4:
	Environment	Discuss Australian Scout Environment Charter with Unit	Project:	10 hrs	
	First Aid	Intermediate First Aid Course	→ First Aid Badge		
	Service		10 hrs		

Name: _____



My Queen's Scout Award **Venturer Award** + All of these at VA Level + Do one of these in each area =

Leadership Development	VA Level:	Unit Management	Vocations			
	Leadership	Leadership Course	Application of skills:	10 hrs / 6 mths		
Outdoor Activities	VA Level:	Initiative	Expedition	Outdoor		
	Expedition	Planning:	Expedition:	30 hrs / 4 days		
	Outdoor		30 hrs / 6 mths			
Personal Growth	VA Level:	Ideals	Expression	Lifestyle	Pursuits	
	Ideals	Activity 1:	Activity 2:	Activity 3:	Activity 4:	
	Expression		30 hrs / 6 mths			
	Lifestyle	Research Lifestyle Information and Discuss with Unit		30 hrs / 6 mths		
	Pursuits		30 hrs / 6 mths			
Community Involvement	VA Level:	Environment	First Aid	Citizenship	Service	
	Environment	A: Explore/Reflect:	10 hrs	B: Design and Lead Project:	20 hrs	World Scout Environment
	Service		30 hrs / 2 mths			

Name: _____

My Endeavour Award

Venturer Award



Do one tape at QS Level



Do 50 hrs more!



Select from: Environment, Expeditions, Expression, Leadership, Lifestyle, Outdoors, Ideals, Pursuits, Service

Endeavour Award	Selected Activity	VA Level	QS Level	50 Hours

My Special Badges

Anchor Badge	Water Activities Charge Course		Surf Life Saving	Bronze medallion or higher
First Aid Badge	VA First Aid		Amateur Radio	Radio Operators License
Deaf Sign Language	Conversation 10 mins	Finger Spelling		Retell passage from book/periodical
Language Emblem	Conversation 15 mins	Letter 300 Words		Read passage aloud and translate
Scouts of the World	Discovery	Voluntary Service		
Their Service, Our Heritage	Activity 1:	Activity 2:		Activity 3:
World Scout Environment	QSA Environment		Landcare	Landcare Project 6 mths
Youth Helper	Help with Joeys, Cubs, Scouts	Youth Helper Course		



“The Venturer Award Scheme Standards for Dummies”

(or for people who want to know stuff!)

The Standards for the Venturer Award Scheme are entrusted to the Unit Council and monitored by the Zone Venturer Scout Council.

This is an important responsibility and every member of the Unit needs to be aware of the requirements of the Award Scheme. Making a correct assessment of a Venturer’s activity proposal against the criteria is very important as well as ensuring to that there will be a challenge to test them to the very best of their ability.

The **Venturer Scout Record Book** is the definitive reference to the requirements, guidelines and levels of achievement expected of Venturers in each area of the Award Scheme.

The **Badge Activity Statement** form outlines specific details of the Award level, planning and Examiner information which need to be provided. It is presented for the Award approval and final completion by the Unit Council, the Examiner and the Zone Venturer Council (when a new Examiner is recommended or for a Queen’s Scout proposal).

The **Award Scheme Pathways** chart details the approval process requirements for Unit Council and Zone Council proposals and presentations. Read this carefully when you evaluate how a Venturer is required to gain approval for their Award Scheme activities.

The **Zone Venturer Proposal/Presentation Scripts** are tools to assist Venturers when presenting their activity at both the Unit and Zone Council. Together with the Badge Activity Statement, It ensures that all relevant items are detailed, reduces questions and helps with confidence when explaining the activity to a group of people.

AWARD SCHEME PLANNING/PRESENTATION CHECKLIST

<input type="checkbox"/>	Have you completed the <i>Badge Activity Statement</i> form?	<input type="checkbox"/>	Who is your Examiner?
<input type="checkbox"/>	Is your activity relevant to the Award Areas chosen? Consider How?	<input type="checkbox"/>	What are their qualifications, experience and contact details?
<input type="checkbox"/>	What is the purpose of the activity?	<input type="checkbox"/>	Have you asked if the Zone has existing approved Examiners in this area?
<input type="checkbox"/>	What date will you start (and expect to complete) the activity?	<input type="checkbox"/>	Will you require special permission to undertaken this activity (Scouting rules, local authorities)?
<input type="checkbox"/>	What is the required minimum duration (hours / months)? Does your activity meet these?	<input type="checkbox"/>	Have you presented your proposal for approval to the Unit Council prior to commencement?
<input type="checkbox"/>	Is the activity over a period of time or an intensive period (please explain)?	<input type="checkbox"/>	Have you completed the Venturer Presentation Script before you explain your activity to your Unit Council (and the Zone Venturer Council if required)?
<input type="checkbox"/>	What challenges, training and skills do you expect will be required? Do you have existing skills or need more?	<input type="checkbox"/>	Did you receive a copy of the Unit Minutes which recorded your Award Proposal / Completion?
<input type="checkbox"/>	What is your goal(s) for the final achievement and expected outcomes?	<input type="checkbox"/>	When the activity is completed, have you presented it for approval to the Unit Council (and the Zone Venturer Council if required).

Questions?

- Ask your VL to clarify or contact a Z/DVL directly for advice or clarity
- List of Approved Examiners – contact a Z/DVL for information
- Exceptional activity opportunity? – don’t wait for the Zone meeting – call a ZVL to discuss or talk with your VL by phone. Unit Council approval needs to occur at the earliest opportunity.

AWARD SCHEME PROPOSAL SCRIPT

(for use at Unit Council and/or ZVC)

INTRODUCTION

Hello I am
(First name) (Last Name)

from Venturer Unit (not required for unit council)

and I am proposing to undertake the following activity area: Venturer Award
 Queen's Scout Award

ACTIVITY DETAIL

I intend to do this by
.....
.....
.....

(Consider how this meets the requirements of the badge in the Venturer Record Book, would it fit better elsewhere? If so then explain why/how it fits this badge area)

I will be starting this on

and will complete it on

(Does this timeframe meet the requirements in the Venturer Record Book? If this is an intensive period, does it meet the need for this?)

I will report to the unit on my progress by
.....
.....

EXAMINER

Either

I have met and discussed with the examiner my objectives. My examiner for this is and his/her qualifications to examine this activity are.....

Or

I have not yet been able to find an examiner and would like to ask whether the Zone Council could recommend someone appropriate?

UNIT COUNCIL APPROVAL (only required when presenting to ZVC)

This proposal has been approved by my Unit Council at their meeting held on/...../20....

BADGE ACTIVITY STATEMENT

Please complete a badge activity statement and ensure all the details are completed and are reflected in this proposal. Bring the badge activity statement to Unit and Zone Councils.

AWARD SCHEME COMPLETION SCRIPT

(for use at Unit Council and/or ZVC)

INTRODUCTION

Hello I am
(First name) (Last Name)

from Venturer Unit (not required for unit council)

and I am reporting the completion of Venturer Award
the following activity area: Queen's Scout Award

That I proposed at the Unit or Zone Council meeting on/...../20....

ACTIVITY DETAIL

I
.....
.....
.....

(Consider how this meets the requirements of the badge in the Venturer Record Book? Are there any specific activities that you needed to do?)

I started this on

and completed it on

(Does this timeframe meet the requirements in the Venturer Record Book? If this is an intensive period, does it meet the need for this?)

Reflection on what you achieved may assist in presenting to Unit or Zone Councils. Some questions that you might like to reflect on are:

What did you enjoy about the activity?

Did you learn anything?

Would you do anything differently if you did this again?

Is there anything extra you would like to share about your experiences?

UNIT COUNCIL APPROVAL (only required when presenting to ZVC)

This completion has been approved by my Unit Council at their meeting held on/...../20....

BADGE ACTIVITY STATEMENT

Please complete a badge activity statement and ensure all the details are completed and are reflected in this completion. Bring the badge activity statement to Unit and Zone Councils, duly completed in sections 3 and 4.

VENTURER AWARD PRESENTATION

(for use at Unit Council and/or ZVC)

INTRODUCTION

Hello I am
 (First name) (Last Name)

from..... Venturer Unit (not required for unit council)

and I would like to present the completion of my Venturer Award.

Complete the five compulsory © activities, plus any two other activities

Area	VA Award Tape	Activity Undertaken
Outdoor Activities	Initiative ©	Location : _____ Date: _____
	Expedition	Location : _____ Date: _____ Type: _____
	Outdoor	
Community Involvement	Environment ©	Activity: _____ Environment Charter discussion date: _____
	First Aid © <i>(entitled to First Aid badge also p103)</i>	Location : _____ Date: _____ Provider: _____ Certificate Number: _____
	Citizenship	1: _____ 2: _____ 3: _____ 4: _____
	Service	Alternative Selected: 1 Scouting or 2 Community <i>(Circle Alternative)</i> Activity: _____ Start Date: _____ End Date: _____
Leadership Development	Unit Management ©	Location : _____ Date: _____ Organisation Report: _____
	Vocations	1: Resume Interview 1: _____ Interview 2: _____ 2 or 3 or 4: _____
Personal Growth	Ideals ©	1: _____ 2: _____ 3: _____
	Expression	
	Lifestyle	1: _____ 2, 3 or 4: _____ Start Date: _____ End Date: _____
	Pursuits	Start Date: _____ End Date: _____ Activity: _____

QUEEN'S SCOUT PRESENTATION

(for use at Unit Council and/or ZVC)

Area	QS Award Tape	Activity Undertaken
Outdoor Activities	Expedition	Location : Date: Type:
	Outdoor	Start Date: End Date: Activity:
Community Involvement	Environment <i>(earns World Scout Environment badge)</i>	A1: A2: A3: A4: A5: B:
	Service <i>(Alternative 1 could entitle Venturer to Youth Helper badge)</i>	Alternative Selected: 1 Scouting or 2 Community <i>(Circle Alternative)</i> Activity: Start Date: End Date:
Leadership Development	Leadership Course	Location : Date: Leadership role: Start Date: End Date:
Personal Growth	Expression	Start Date: End Date: Activity:
	Ideals	1: 2: 3: 4:
	Lifestyle	1: 2a or 2b: Start Date: End Date:
	Pursuits	Start Date: End Date: Activity:

Venturer Alpha Activities Provide Perfect Programming

A	B	C	D
Abortion Abseiling Acting Adult Literacy Aero Club Aerobics Age Concern Agricultural Aid Agencies AIDS Aikido Alcohol Aluminium Recycling American Evening Anything Goes (AG) Aquarium Archaeology Archery Arms Race/Control Art Arts Council Astronomy Athletics Australia Red Cross Australian Youth Council Automata Aviation Award Scheme	Baby Sitting Backwoods Cooking Baden-Powell Ballet Balloon Debate Ballroom Dancing Baseball Basketball Bathpushing Beachcombing Beekeeping Belly Dancing Bird Watching Birth Control Bivouacking Blindfold Meeting Bloodsports Blue Light Disco Board Games Boating Botany Bowling Brass Rubbing Bring-A-Friend Night Buddhism	Cameras Campfire (leading one) Camping Canoeing Canyoning Car Maintenance Car Rally Car Wash Carry a Ladder Casualty Makeup Caving Censorship Charity Collection Child Poverty Chinese Cookery Chocolate Tasting Christian Aid Church Parade Civil Defence Civil Liberties Clay Pigeon Shooting Climbing Clothes Night Community Crime Community Services Consumerism Conversation Cooking Co-operative Games Court Visit Crazy Challenge Crazy Whist Cricket Cruising Cub Scouts Cub Scouts Cycle Treasure Hunt Cycling	Debating Disability Disco Discussion Drinking Driving Drugs Dry Slope Skiing Duke of Edinburgh Award
			E
			Ecology Editing (your newsletter) Effluent Eggs Elderly Elections Electricity Enamelling Engineering English Folk Dancing Environment Equestrian Event Equipment European Travel Examiners (badge) Exchange Visit Executive Training Expeditions
F	G	H	I
Family Planning Famine Fauna & Flora Fencing Filed Studies Fire Fireball Soccer First Aid Fishing Flower Arranging Food Footpath Survey Forestry Forestry French Food Customs Friends of the Earth Fundraising	Gadgets Games Gardening Gem Fossicking Geocaching Giving Gliding Go-Karting Gold Prospecting Green Issues Grid References Guides	Hair Cutting Handball Handyman Health High Ropes Course Hiking Hinduism Hoadley Hide Hockey Hoe-Down Home Help Horoscope Horse Riding Hostelling Hot air-Ballooning	Ice Hockey / Skating Ice Sculpture Iglute Incident Hike Income Tax Indoor Games Initiative Course Insurance International Activities Investitures Inviting Speakers
			J
			Japan Jargon Jazz Jelly Race Jet Skiing Joey Scouts JOTA / JOTI Jousting Judaism Judo Jamboree

Venturer Alpha Activities Provide Perfect Programming

K	M	N	P
Kite Making Krypton Factor Knotting	Magazine Map Reading McDonalds Crawl Meal Out Meals On Wheels Media Relations	National Trust Nature Conservancy Non-Alcohol Drinks Nuclear Anything Newsletter Nuclear Debate	Palaeontology Paper Making Parascending Parliament House Parties Pen Friends Physical Training
L	Mountaineering	O	Photography
Land Yachting Language Law and Order Lawn Bowls Lawn Mower Race Library Life Saving Lightweight Cooking Link/Unit	Mixed Hockey Mock Trial Model Aeroplanes Mosque Visit Motor Cycling Motor Racing Museums Musical Evening	Organising Things Orienteering Origami	Pioneering Pizza Night Planting Politics Pollution Pottery Progressive Dinner Promise & Law Public Speaking Pyromania
Q	S (continued)	U	Your Ideas Here
Queen's Scout Award Quilling Quilting	Spot Lighting Square Dancing Square Dancing Stamps Steam Museum Surfing Survival Techniques	UNICEF United Nations	
R	Sweet Making Swimming Synagogue Visit	V	
RAAF Radio Raft Race Railways Rambling Recruitment Recycling Relationships Religions Resources Resumes Rifle Shooting Rock Climbing Role Playing		Venturer Award Vic Gathering (VG) Video Night Volleyball	
		W	
		Water Skiing Water Watch Western Plain Zoo White Water Activities	
S	T	X	
S.E.S. Sailing Sand Yachting Sauna Scavenger Hunt Scouts Screen Printing Self Image Skeet Shooting Skiing Skittles Socialising Sex Shelter	Table Tennis Talent Competition Tasting Night Ten Pin Bowling Terrorism Third World Tourism Trade Unions Train Museum Tram Museum Treasure Hunt Triathlon	Xylophone Playing	
		Y	
		Yachting Youth Clubs Youth Forums Youth Hostels	
		Z	
		Zoo Visit	



Spiritual



Physical



Intellectual



Emotional



Social



Character



Nature



Service



Team System



**Promise
& Law**



**Games &
Activities**



**Symbolic
Framework**



Victorian Venturers



Venturers completing the Venturer Award and being an active Unit Member are eligible to be awarded:

- ✓ **Certificate II in Business(BSB20115)**

This Certificate II and the qualifications are accepted by VCAA and provide credits in Units 1 & 2 in VCE/VCAL.

***“Accelerate into
VCE/VCAL”***

Venturers commencing entry into a VCE/VCAL program in Year 10 can gain Unit 1 or 2 subject credits via the Venturer Award / Certificate II pathway, allowing them the option to undertake additional Unit 1 & 2 subjects.

Venturers considering taking Unit 3 or 4 subjects as a part of their Year 11 can gain accelerated entry & options into the VCE program.

More details and pathways can be found overleaf.

Further Details & Enrolment: training@vicscouts.asn.au

Venturer Award Scheme and the VCE – VCAL Explained

Scout training courses are accredited at a National level and Venturer badge work can contribute to a formal qualification as part of senior secondary certificates currently being offered in Victoria [Victorian Certificate of Education (VCE) and the Victorian Certificate of Applied Learning (VCAL)].

When a Venturer completes their Venturer Award and demonstrates they are an active Unit member, they complete the requirements for the Certificate II in Business (BSB20115). **This Certificate can count directly as credit units towards the VCE and VCAL.**

VCE

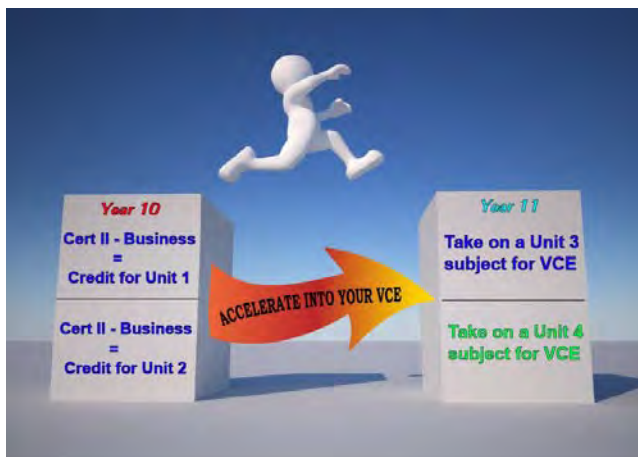
The Certificate II in Business contributes to the VCE as **non-scored assessment units**. The Scout Award scheme **cannot** provide credits to the Venturer's Australian Tertiary Admission Ranking (ATAR) at the end of Year 12 as these require **examination based assessment units**.

The Venturer Award scheme contributes to the VCE as Units 1 and 2 which normally completed in Year 11, but may be undertaken in Year 10 as part of an enhancement program. VET certificates may be completed as a Unit 1 and 2 VCE subject (non-scored assessment units) and as such the Venturer Award scheme can be considered as a Unit 1 and 2 VCE subject.

Venturers who are in **Year 10** could complete an accelerated VCE program by completing their Venturer Award/Cert II while in Year 10 and gain credit for one VCE Unit 1 subject and one VCE Unit 2 subject.

When the Venturer progresses to **Year 11**, they could then undertake a Unit 3 and 4 VCE subject as a part of their accelerated program, assisting them in completing their Year 12 requirements while in Year 11 and providing greater opportunities for success when they are in Year 12.

In **Year 12**, Venturers will have completed a VCE Year 12 subject in Year 11 and as such may choose to do one less subject or an additional VCE subject which would contribute an additional 10% to their ATAR score.



For some students, the VCE may be completed as a non-scored certificate, in which case the accredited Scout certificate may contribute to either Year 11 or Year 12 completion of the VCE. Where a Venturer completes the accredited Scout courses in Year 10, they could foreseeably be studying 2 subjects less in Year 12. This would provide an opportunity for the Venturer to complete a school based apprenticeship and a non-scored VCE in Year 12. This pathway needs to be discussed with the School VCE Co-ordinator when considering this option.

VCAL

The VCAL program comprises a number of strands. Students in the VCAL are required to complete a number of units in order to accumulate credit points. The Certificate II in Business and Certificate II in Leadership Support can contribute towards credit points in the VCAL and as such Venturers will **complete part of their VCAL** when they complete their Venturer Award.

Venturers must discuss their intentions with School VCE Co-ordinators as early as possible in the academic year so that these credits options can be factored into their study program.

Make sure that your Leaders, Parents and School VCE Co-ordinator are shown this document.

Contact training@viscouts.asn.au for Enrolment Form and additional notes and information.

Current at February 2016