

Scouts Victoria
Victorian Venturer Scout Council



QUEEN'S SCOUT PORTFOLIO OF EVIDENCE

The Victorian Venturer Scout Council provides the following as an example of the “minimum evidence” required to accompany the Venturer Scout Record Book when submitting the Queen’s Scout Nomination for review.

The examples provided are used with the permission of the Venturers who provided them and attained their Queen’s Scout. No judgement as to the standard and acceptability of the examples should be made without knowledge of these individual Venturers’ skills, experience and circumstances which formed part of the Unit and District/Zone Councils considerations during their peer assessment.

Venturer Scouts are encouraged to review the evidence they have gathered on their Queen’s Scout journey and provide a similar approach to this document with the necessary Certificates, Reports and other data to demonstrate their achievements.

Unit Council & District/Zone Council Minutes together with additional evidence may also be requested for review, but these are not required to be included as part of your folder.



Presenting Queen's Scout Award Completion

When a Venturer completes the requirements of the Queen's Scout Award (QSA) their Venturer Scout Commissioner-Regions (VSC-R) needs to review their work to ensure that the technical requirements of the award have been met. For this to occur each Venturer will need to provide the VSC-R their Venturer Record Book, completed QSA application form and portfolio of evidence (collection of documents and other items that expands upon the details in the Record book and provides proof of what the Venturer has undertaken).

This document is provided to provide guidance as to the expectations of the VSC-R and subsequently the District Commissioners (DC) for the final assessments towards a Venturer being awarded their Queen's Scout

The Venturer Scout Record Book

The Venturer Record Book is the primary document of both the requirements and proof of undertaking the Venturer Award Scheme which culminates with the Queen's Scout Award. Therefore it is important that the record book is fully completed with adequate detail to understand what a Venturer has done to meet the requirements of each section. After all this is where each examiner is signing their name to say the Venturer has met the requirements, and though despite the award scheme not being like money, lack of details in the record book would be like signing a blank cheque. Would you sign a blank cheque?

A preliminary review of a Venturer's record book should be undertaken by both Unit Leaders and District Venturer Leaders prior to completion of the QSA and then again before it goes to the VSC-R and DC. Below are some things to be looking for:

- All fields are completed from page 7 onwards where the section has been completed.
- All parts requiring signatures have a signature and relevant dates.
- Dates have been filled in and are correct and relevant. That they match minutes and other records.
- Where activities require certain time-frames that these have been met eg Leadership, Pursuits etc.
- Examiner details have been completed in each area and especially on pages 121-126 of the record book and as per approvals by Unit Councils and Z/DVCs.
- Where activities need to be done in a specific order (eg Expeditions), care should be taken to ensure that this has occurred and is recorded correctly.

Really good practice for record books is that they are completed as activities are proposed and completed, there is nothing worse than chasing an examiner three years after having completed a badge to get their signature.

The Portfolio of Evidence

It is not expected that a Venturer will provide their version of War and Peace to support their Queen's Scout application, it could be as simple as 30 pages or sleeves of information and is expected to be not more than one folder containing 150 pages or sleeves of information.

The following tables provide a guide as to the evidence that could (where there is no defined reporting requirement in the Venturer Record book) and what must (where the Venturer Record book specifies a written report) be included in a portfolio of evidence for activities undertaken in completing the activity requirements.

Where the Venturer Record book doesn't contain a specified requirement there is no need to specifically create a report or other item, in this case just provide what you have found, collected, produced, used or been given whilst completing the activity and proving yourself to your examiner and or unit.

If you want some brownie points then presenting it in the order of the record is really appreciated by VSC-Rs!

Venturer Award Level

Area	Award Tape	Possible evidence to include in portfolio
Outdoor Activities	Initiative	Include your certificate if the course supplied one.
	Expedition	Include any documents used/created for planning the expedition. When expedition completed include material used/created in reporting to the examiner and unit including evaluation of the original planning.
	Outdoor	Include any evidence that you undertook the activity for at least 10 hours and understand the rules, such as a report, photos, certificates, training materials or research materials.
Community Involvement	Environment	<u>Must</u> include your 250-300 properly formatted report covering the requirements as per record book. Could include some photos or researched information, Environment charter.
	First Aid	Include your certificate from the first aid course provider
	Citizenship	<ol style="list-style-type: none"> 1. May include notes you made for the discussion or copies of documents/info found during research 2. Could include a copy of the agenda or minutes, or a short report 3. Talking notes used and/or copies of sources of information to give 5 minute talk. 4. Copies of emails/letters (not chat) that you sent/received that approximate 2.5hours of effort. 5. Could include a report, copies of documents/info found during research 6. Could include talking notes, brochures, copies of sources of information 7. Any evidence comparable to above in undertaking the citizenship activity as approved by your unit council.
	Service	Could include diary or logbook, programs, photos, letters of thanks or other evidence. For service in scouting you should include a completed Service within Scouting sheet/card.
Leadership Development	Unit Management	<ol style="list-style-type: none"> 1. Include your course certificate. 2. <u>Must</u> include your written report on management/leadership of your chosen organisation equivalent to approx. 4 hours effort.
	Vocations	<ol style="list-style-type: none"> 1. Include a copy of your resume/CV and application letters. Your interviewer is to do a short report on your interview which is to be discussed at your unit, this <u>must</u> be included. 2. Include your reports and/or supporting research documents on the chosen 3 vocations. 3. Include information used/obtained during investigation, and any notes or reports you prepared about setting up a small business or undertaking a program. 4. Include any information found/used/created in undertaking parts a, b and c.
Personal Growth	Ideals ©	<ol style="list-style-type: none"> 1. Include any research, documents or notes used for the debate. 2. Include any information and/or notes on the organisation chosen and/or your report. 3. Include any information and/or notes and/or report used or created on the religion chosen and its similarities and differences to your religion. 4. Include any information and/or notes and/or report used or created about the church chosen about its organisation, role and effectiveness. 5. Include any information or documents used/created for the Scout's Own. 6. Include any information, notes or reading list used to develop and understanding of values and morals and relationship to the Scout Promise. 7. Any evidence comparable to above in undertaking the ideals activity as approved by your unit council.
	Expression	<ol style="list-style-type: none"> 1. Include the 3 works or other evidence of their creation (photo, video, report). 2. Include evidence of taking part in three performances ie program, photos, reviews 3. Include evidence (brochures, tickets) of attending three performances or exhibitions and any notes used for discussion with the examiner. 4. Any evidence comparable to above in undertaking the expression activity as approved by your unit council.
	Lifestyle	<ol style="list-style-type: none"> 1. Include information/material collected or research undertaken used to present to the unit. 2, 3 or 4. Include evidence of participation for required time (min 2 months) and of improvement in proficiency/performance as agreed with examiner ie log book, diary, progress chart.
	Pursuits	Include any evidence that you undertook the activity for at least 10 hours over 2 months and understand the rules/safety such as a report, photos, certificates, training materials or research materials.

Queen's Scout Award Level

Area	QS Award Tape	Possible evidence to include in portfolio
Outdoor Activities	Expedition	As per Venturer Award level expedition.
	Outdoor	As per Venturer Award level Outdoor except to be for 30 hours over approximately 6 months, or more concentrated period. If doing the same activity as VA level then show an extension/improvement upon that level.
Community Involvement	Environment	Include any information found/used/created to undertake the requirements and to demonstrate to your examiner. Include any information found/used/created to design and lead the project. Any evidence of completing/undertaking and evaluating the project such as a report, photos, letters of thanks etc.
	Service	Could include diary or logbook, programs, photos, letters of thanks or other evidence showing required length of time and/or hours of service. Where training is required or undertaken include any certificates and/or training material or notes. For service in scouting you should include a completed Service within Scouting sheet/card.
Leadership Development	Leadership	<ol style="list-style-type: none"> 1. Include your course certificate. 2. Include any evidence of 6 months of leadership in area chosen ie copies of some minutes of meetings, letters of recommendation or appreciation.
Personal Growth	Expression	Include evidence of 30 hours over approximately 6 months of effort ie diary or logbook or practice/rehearsal schedule. Then provide evidence of performance or art form such as programs, photos, reviews, displays or items created.
	Ideals	<ol style="list-style-type: none"> 1. Include any research, documents or notes used for the debate. 2. Include any information and/or notes and/or report used or created on the religion chosen and its similarities and differences to your religion. 3. Include any information and/or notes and/or report used or created about the church chosen about its organisation, role and effectiveness. 4. Include any information and/or notes and/or report used or created in researching and comparing service groups. 5. Include evidence of 6 months of regular participation and the activity of your unit or other young members of your scout group with the chosen religion. 6. Include any information or documents used/created for the Scout's Own. 7. Any evidence comparable to above in undertaking the ideals activity as approved by your unit council.
	Lifestyle	<ol style="list-style-type: none"> 1. Include information/material collected or research undertaken used to present and discuss with the unit. 2a. Include evidence of participation for required time (season or approx. 6 months) and of improvement competence/performance as agreed with examiner ie log book, diary, progress chart. 2b. Any evidence comparable to above in undertaking the Lifestyle activity as approved by your unit council.
	Pursuits	As per Venturer Award level Pursuits except to be for 30 hours over approximately 6 months. If doing the same activity as VA level then show an extension/improvement upon that level.

The Last Word

Less is More!


Or

If in doubt leave it out!



Initiative Course

This certifies that



has attended and successfully
completed an Initiative course
held at

Amazing Race Initiative Course

on

2 – 4 May 2014

This course is designed to develop
Venturer Scouts in all aspects of
initiative and teamwork skills.



DATE
4 May 2014

COURSE LEADER
Phillip Britt

INITIATIVE COURSE

This course involved aspects of:

*Problem Solving
Leadership
Initiative
Survival Skills
Basic Emergency Procedures
Team Building*

As a member of a small team, the person mentioned on the front of this document has displayed excellent teamwork skills and played an active part in a series of exercises requiring initiative and problem solving skills.

Comments on teamwork and problem solving skills are listed below.



Victorian Branch Commissioner, Venturer Scouts

Date 4 May 2014

VA Expedition – Great Ocean Walk

On my expedition on the Great Ocean walk between Johanna Beach and Blanket Bay we all had an amazing time. We got to implement various skills along the way and admire amazing views throughout the hike.

We used various Scout craft and leadership skills throughout the two days including navigational skills using maps and compasses for the entire hike. The leadership roles on the hike were shared between myself and Ethan as we took in turns to navigate and lead the way, making some decisions as we went.

The weather on our hike was very good throughout most of the weekend. On the first day it was around 25 degrees and was clear for most of the day until the evening when it started to spit a bit, which continued overnight. In the morning of the second day it was slightly colder, around 20 degrees and was clear for the beginning of the day's hike. When we made it up to the top of the cliff however, it became very windy and began to rain. This continued on and off for the rest of the day. Just after we finished the hike the temperature dropped even further to about 12 degrees and it started to rain even more. Overall the weather for our hike was pretty good.

While on the track we were almost constantly surrounded by plants and flora. On the first day we walked through a lot of shrubs and bushes for the majority of the day but in the afternoon there quite a few sections with large trees and different grasses as well. On the second day we started out walking through a lot of trees and larger bushes but as we got further up the trees gradually got smaller and more and more grasses started appearing. As we got towards the end the flora became more like the beginning, trees and bushes again.

There was quite a bit of fauna on our hike as well. The first day we walked past a lot of cows and sheep in paddocks along the road into the camp and also saw some kangaroos. While at the campsite in the evening there were some koalas exploring around near our tents and the trees above it. We also went for a small walk down to the river and saw a lot of fish and frogs too. On the second day of hiking we saw an echidna and a snake near the trail and some lizards on the rocks nearby. There were also a huge amount of birds around us for the entire hike.

The track that we were walking on was mainly a dirt track as well as a lot of sand and rocks. Around us was a lot of plants, rocks and sand and while we were walking along the beach there was a lot of water too.

VENTURER AWARD - EXPEDITION

The only environmental issue that stood out to me along the way was the spread of cinnamon fungus. To protect against this there were boot cleaning stations to clean the fungus off our boots. Here we had to use special brushes to get the initial fungus off and then wash our boots in soapy water before using the brushes again. The only fault in strategy however is that some people don't use them and there often isn't any soapy water in there so it isn't effective. There were also boards laid along parts of the trail to stop the spread of the cinnamon fungus as well.

I believe that we have done a pretty good job with our expedition. Ethan and I planned the entire thing, discussed our plans with our examiner and the group members and then did a preparation day with a small day hike as one of our group members hadn't hiked before. We then followed through with our plans. We completed the hike well with only a few minor complications including an unwell party member. We still got everyone through the whole hike and everyone felt the joy of accomplishment as we finished.

VENTURER AWARD - EXPEDITION

Scout Australia – Victorian Branch
Yarra Batman Zone Venturer Scout Council

EXPEDITION REPORT

SECTION A: PLANNING FOR THE ACTIVITY

Name: [REDACTED]

Unit: 1st Hurstbridge

Group: 1st Hurstbridge

Introduction: (a brief outline of your expedition).

Hiking on Great Ocean Road Trail at the end of January.
Planned with Ethan Price.

Award Section:



VA Expedition



QS Expedition



VA Outdoor



QS Outdoor



Other

Expedition Type: (hiking, canoeing, skiing, sailing, etc)

Hiking

Intended Location (provide general details and specific information on travel to the site)

Great Ocean Rd Trail

Time of Year Proposed

January - Summer

Dates and Meeting Times

Departure Date:

24/01/15

Time and Location:

9:00am Johanna Beach

Return Date:

25/01/15

Anticipated Time and Location:

4:00pm Blanket Bay

Begin + end at
house - [REDACTED]

VENTURER AWARD - EXPEDITION

Adventurous Activity:

(In what ways is this expedition/activity expected to be an Adventurous Activity under the Award Scheme guidelines?)

Hiking is an adventurous activity because there is risk and danger to it. There is also a high level ~~of~~ of fitness required.

Use of Venturer Scout Knowledge & Skills:

(Briefly describe some of the ways in which the expedition/activity Team members expect to use Scoutcraft and Leadership knowledge and skills during the activity).

Leadership in order to lead expedition as well as Scoutcraft in hiking and setting up the campsite.

Names of Expedition Group Members and Emergency Contacts

Name	Address	Mother's Name	Father's Name	Home Ph.	Mother Mobile	Father Mobile

VENTURER AWARD - EXPEDITION

Contacts for Emergency Services in the Area

Town	Name	Location	Contact Telephone
Apollo Bay	Medical Centre / Hospital	75 McLauchlan St Apollo Bay	000 (03) 5237 8500
	Police Station	31 Nelson St Apollo Bay	000 (03) 5237 6750
	Fire Brigade / CFA	28 Pascoe St Apollo Bay	000 (03) 5232 9400
	SES (State Emergency Service)	90 Furner Avenue Bell Park	000 132500 & (03) 9256 9350
	Medical Centre / Hospital		
	Police Station		
	Fire Brigade / CFA		
	SES (State Emergency Service)		
General	Department of Sustainability & Environment	84 Gellibrand St Colac	136 186
	Parks Victoria	—	131 963
	Other (specify)		

Maps

(List details of all maps that are available for the chosen area. These should include Vicmaps, walking or hike maps, etc). Some maps are also available in electronic format).

Map Title(s): The Otways 4WD Map

Area: Otway Forest Park

Scale: 1:100000 Produce by: Meridian Maps

Date Issued: July 2014

VENTURER AWARD - EXPEDITION

Trip Planning

Day 1:

Starting From:	Name: Johnson Beach Campground	Grid Reference: 057 073	
Finishing At:	Name: Great Ocean Rd Campground	Grid Reference: 151 033	
Details:	Follow marked out track along track & beach. Along cliffs, down hills and beach		

Day 2:

Starting From:	Name: Great Ocean Rd Campground	Grid Reference: 151 033	
Finishing At:	Name: Blanket Bay	Grid Reference: 242 994	
Details:	Follow track and along beach. Same as first day.		

Day 3:

Starting From:	Name:	Grid Reference:	
Finishing At:	Name:	Grid Reference:	
Details:			

Day 4:

Starting From:	Name:	Grid Reference:	
Finishing At:	Name:	Grid Reference:	
Details:			

Day 5:

Starting From:	Name:	Grid Reference:	
Finishing At:	Name:	Grid Reference:	
Details:			

VENTURER AWARD - EXPEDITION

Clothing and Equipment List:

(Quantities will vary depending on the duration, terrain and conditions of your expedition).

Qty	Your Personal List	PERSONAL LIST EXAMPLES	
1	Thermals	1	Set of Thermals (Top & Bottom)
1/wear	Pants	1	Good, Sturdy Pants (not jeans)
1/wear	T-shirts	2	T-shirts
1/wear	Socks	2	Pairs of Socks
1/wear	Underwear	4	Underwear
1	Jumper	1	Jumper (no more than one)
1	Towel (small)	1	Gloves
1	Hat	1	Beanie
1	Rain Coat	1	Small Towel or Tea towel
1	Toiletries (keep)	1	Hat
1	Sleeping Bag	1	Rain Jacket & Pants
1	Mat	1	Toiletries
1	Torch	1	Sleeping bag
1/2	Hydro-Sack/Drink Bottles	1	Roll mat
set	Pot/Utensils/Cup	1	Small torch
1	First Aid Kit		Pen and Paper
1	Matches	1	Drinking Bladder (2 litres)
1	Stove/Fuel	2	Garbage Bags
1	Tissues/Toilet Paper	Set	Eating Utensils, Bowl & cup
1	Mobile Phone	1	Small first aid kit
		1	Packet of 50 matches
		1	Pocket Knife
Qty	Group Equipment	GROUP EQUIPMENT EXAMPLES	
2	Tents	2	Tents (3 man hike tents)
2	Maps & Compasses	2	Stoves (spare fuel)
1	Camera	1	Knife (sharp)
1	Large First Aid Kit	2	Map & Compass
1	Plastic Trowel	1	Major first aid kit
		1	Camera
		1	Wok
		1	Billy
		2	Washing up kits
		1	Emergency Beacon (EPIRB)
		2	Mobile Phones (spare battery)
		1	GPS

VENTURER AWARD - EXPEDITION

Menu for¹ People:

(carefully plan you menu to consider weight, weather conditions, total fire ban, etc)

Day 1	Lunch	Cheese & Bacon Roll
	Dinner	Pasta
Day 2	Breakfast	Pikelets
	Lunch	Cheese & Bacon Roll
	Dinner	
Day 3	Breakfast	
	Lunch	
	Dinner	
Day 4	Breakfast	
	Lunch	
	Dinner	
Day 5	Breakfast	
	Lunch	
Snacks		Fruit Crush Up, Muesli Bars, Scaggin.
Emergency Rations		2 minute Noodles

VENTURER AWARD - EXPEDITION

First Aid Kit

[illegible]

Special Preparation / Risk Assessment required for Activity:

(outline any special preparation required – ie. Charge certificates, Group permission form, Adventurous Activity Permission form and any risk assessment of potential emergencies – bushfires, snow conditions, inclement weather, water availability and purity, equipment, transport, etc).

next page

VENTURER AWARD - EXPEDITION

Incident	Hazards	Group at Risk	Likelihood	Severity	Risk Rating	Comments
Heatstroke	Someone unwell/ unable to continue	Party members/ support adult	B		3 H	Water Keep an eye on each other Sufficient rest time
Hypothermia	Someone unwell/ unable to continue	Party members/ support adult	D		4 H	Jackets Warm drinks
Injuries/Medical	Someone hurt/unable to continue or hike not able to be completed	Party members/ support adult	A	2-4	H-E	Be cautious Stay on trail
Lost Party Member/ Group	Hike to able to be completed until reunited	Party members/ support adult	C		1 L	Keep together Mobile Phones
Bushfires	Hike called off	Party members/ support adult	C	1-5	L-E	Weather - watch & check look at website Take map/compass
Part of track closed	Finish times delayed or hike called off and unable to be completed	Party members/ support adult	C		1 L	

VENTURER AWARD - EXPEDITION

EXPEDITION RECORD

Route Plan - Day 1 - Date:

(From / To):

Johanna Beach Campground
- Gr Ocean Rd Campground

[illegible]

EXPEDITION RECORD

Route Plan - Day 2 - Date:

25/1/15 (From / To):

Great Ocean Rd Campground
Blanket Bay

[illegible]

Proposed Campsites

(when arriving at a place to camp, placement of tents requires careful consideration – terrain, overhanging trees, weather conditions, roads, water courses, noise, other people etc Consider minimum impact camping, risks, fire location).

Day 1:

Name / Location: (Grid Reference)	Aire River East Campground (151046)
Criteria for selecting siting of each tent	1 site for 6 people
Water Situation: (explain location and source of water, requirement to carry extra water, etc)	Carry in
Cost:	\$38 per night for 6 people

Day 2:

Name / Location: (Grid Reference)	
Criteria for selecting siting of each tent	
Water Situation: (explain location and source of water, requirement to carry extra water, etc)	
Cost:	\$ per night for people

Day 3:

Name / Location: (Grid Reference)	
Criteria for selecting siting of each tent	
Water Situation: (explain location and source of water, requirement to carry extra water, etc)	
Cost:	\$ per night for people



B.A.R.C.O.M.



Best Australian Rafting Centre On Murray
Victorian Branch – Venturer Scout Activity


CERTIFICATE OF PARTICIPATION

AS

 LIGHTNING

of a RIVER RAFT

Plying the Murray River between Murrabit & Swan Hill


Given under the seal of the BARCOM Leaders at Pental Island this 26th Day of September 2014

DAVID SUMBLER

Leaders

MARK DUNCAN.

STEPHEN FINCH

JACKIE CONNELLY

Leaders

VA Environment

Environmental course held at Harkaway Scout Camp

INTRODUCTION:

The Harkaway Scout Camp is a biodiverse area of bushland located south east of Melbourne. The area is well known locally for its flora and fauna, and as a result it is well maintained by the scouts as well as the local council in order to preserve its beauty.

What you did:

Over a weekend in May 2016, from Friday 27th to Sunday 29th I participated in an organised Environmental Course held at Harkaway. Over the three days, I participated in serious discussion about environmental sustainability, including the need for clean and regulated waterways, the clearing of bushland through practises such as manual work and controlled fire burns to reduce the buildup of substance which would act as fuel in a fire, intensifying the harm done to animals and the local environment, as well as the benefits of this practise to the soil of the park. As well as this, we ourselves dug gutters to assist with water run off to maintain the surrounding paths and allow the creek to function properly. Furthermore, I assisted with the fixing of the hall's septic tank system, in order to dispose of the waste in an environmentally friendly method. However, our main task was to clear pathways and patches of bushland in preparation for a regulated "burn" to diminish build of natural fuels such as bark, leaves and branches, as well as promote future growth. Furthermore, we collected rubbish, including tyres and litter from the park.

Why you did it:

In order to minimise bushfire impact, the CFA is expected to clear 5% of bushland annually to reduce build up of fuels. This is a regulated practise, in which the fire is controlled both in the area it covers as well as the heat it reaches. This practise not only reduces the impact of potential future fires, but stimulates the soil and therefore allows for more sufficient habitats in which plants may prosper or animals migrate too.

Elements fulfilled through this task:

- "improving the number of sufficient natural habitats which exist to support native species"
- "preparing to respond to environmental hazards and natural disasters"

The work undertaken on the septic system was necessary in order to establish a waste removal system which would allow for human inhabitants to attend the area without harming the environment with their own waste. Also, the management is necessary to the safety of the local flora and fauna, as it reduces the harmful substances which may impact soil or waterways, as well as the air source due to gas production.

Reduction of waste was also noted as we collected various materials which would otherwise pollute the area, and harm local fauna if consumed, including everything from general litter to tyres.

Elements fulfilled through this task:

- "sources of clean water and clean air in the local environment"
- "minimising the risk of harmful substances to support native species"

VENTURER AWARD - ENVIRONMENT

We also dug gutters along the road throughout the path to assist with water flow following rain. This would preserve the paths for future use, and minimise the destruction of the landscape which could occur if the water couldn't run into to creek or be evaporated, instead saturating the ground. This also assisted in the health of the creek.

Elements fulfilled through this task:

- "sources of clean water and clean air in the local environment"

How you did it:

We were split into groups of 4-5 in order to complete tasks, and rotated every few hours. Equipped with various garden tools and gloves, and following explanations as to how to complete each task and why this was necessary, we headed off. The tasks included:

Path clearing,

Digging gutters

Clearing the gutters of the hall


Building paths around the hall, as well as through the bushland.

Litter collection

What did you learn:

After discussion about the camp itself, as well as the importance of environmental conservation, particularly in regard to the Scout Environment Charter I found the weekend to be highly educational. Particularly, I was unaware mostly to the practise of control burning, which was what most of our course revolved around.

Furthermore, I was previously unaware of the components of the Scout Environment Charter. Although I am familiar with the scout law, specifically the line "A scout cares for the environment" I did not understand the depths of this statement. Mostly, the Scout Environment Charter covers the importance of caring for our environment in a sustainable are respectful manner in order to preserve it for all people, of all times.



REVIVE2SURVIVE
1300 000 112

STATEMENT OF ATTAINMENT

A Statement of Attainment is issued by a Registered Training Organisation
when an individual has completed one or more units of competency
from a nationally recognised qualification(s)/course(s).

Australian Statewide Education and Training Pty Ltd
RTO 21688

This is a statement that



has attained

HLTAID001 – Provide Cardiopulmonary Resuscitation
HLTAID002 – Provide Basic Emergency Life Support
HLTAID003 – Provide First Aid

from the following training package

HLT07 – Health Training Package

Heather Hefron – Managing Director

Issue Date: 1/04/2015

Recommended Renewal Date/s: 1/04/2016 (HLTAID001)
1/04/2018 (HLTAID002)
1/04/2018 (HLTAID003)

Document Number: 18591 / 18605



This Statement of Attainment is recognised within the Australian Qualifications Framework.

Suite 18, 1 East Ridge Drive Chirnside Park 3116 ph 1300 000 112 fax 03 97369735
www.revive2survive.com.au firstaid@revive2survive.com.au
Australian Statewide Education and Training ABN 265 221 556 09

Revive2Survive First Aid Training

Aspect one for VA citizenship states that the Venturer Scout must "Take part in a group discussion on multiculturalism/Australia's indigenous history/people with disabilities and how it relates to the Unit/Scouting/community".

Friday the 4th of March 2016, our venturer unit went on a road trip to Nathalia to visit the Barmah Forest Heritage and Education Centre where we researched some of Australia's local Indigenous history as well as the rest of the Barmah Forest's history.

The Barmah Forest is the largest natural plantation of Red Gums in the world and therefore attracts hundreds of tourists on a weekly basis including schools from as far away as Melbourne.

The first thing we did was watch a summing film that gave us a rough idea of what we were going to see and learn about the Barmah environment and the gradual colonisation of Europeans. Next the tour guide escorted us around the centre where she described each of the sections, such as transportation using the river or industries taking up in the Barmah forest, and gave a brief explanation of them.

Following our tour of the two story building we were each handed a quiz sheet to which we would find the answers to by searching the entire centre and reading specific monuments and posters. Everybody's quiz was different but questions included things like, "what is the only industry still occupied in the Barmah Forest?" or "When did the Barmah Forest become a National Park?". I was the only one in this activity that did not have a partner and I believe this is why I lost.

I found the whole experience very interesting and have since been back to finish exploring and learning of the Barmah Forest's History.

In relation to the Indigenous history I learnt that the local tribe based in the Barmah Forest is called the Yorta Yorta tribe and has slowly been pushed away from their home because of white people. This has happened both first hand and because our influence on the environment has meant that the Yorta Yorta people cannot sustain life there anymore.

Following this venturer activity I researched the Scouting movement's involvement with Australia's Indigenous and what I found was this: In the 1990's the Scouting in Indigenous Communities Program was established.

The objectives of the Scouting in Indigenous Communities Program have been developed in relation to the specific cultural needs of Indigenous young people and their communities. The program aims to:

- encourage young people to actively participate in the development of their communities with recognition and respect for the dignity of other people and for the preservation of the environment;
- provide opportunities for young Indigenous people to develop personal and group relationships by enhancing their emotional and social well-being;
- provide the opportunity to develop strong cross-generational links with older community members through a range of traditional cultural activities;
- provide challenging and appealing activities for Indigenous Scouting participants designed to build self-determination and meaningful life opportunities;
- develop a sense of achievement and belonging among young people within their communities;
- encourage cross-cultural exchanges that will enhance the reconciliation process;
- learn by doing;
- stimulate the search for knowledge and encourage active participation in education; and
- provide a wide range of attractive, constructive and challenging outdoor adventures, exploration activities and fun.

County Court of Victoria Open Day Report

On 21 May, 2106, I visited the Country Court of Victoria and attended mocking hear of culpable driving and some behind the sense tour.

From the open day, I learned that culpable driving is driving causes death and this type of cases are heard in County Court mostly. Judges normally take half days to hear the case which includes medical reports, witnessers, rebuttal between lawyers and all sort of things in order to make the fairest decision. Culpable driving is a serious offence, it is an individual crime. It could have maximum 20 years in prison. There would be 20 to 30 per cent discount of the sentence if the person plead the guilty earlier, no repeat offence record previously. Plead guilty earlier shows a person's responsibility and the judge on the day suggests If you plead guilty to a criminal offence (charge) earlier, the discount will be bigger. Culpable is a criminal offence to those who drive causes death other people, even you drive causes death of your



Daily Room List	33	Victorian County Court Facility
Date: Saturday 21 May 2016		
10.30am	Judge Hanson	
CR-15-00998	STANTON, Richard	Plea
12.00pm	Judge Hanson	
CR-1501113	RIDGERS, David	Plea
2.30pm	Judge Hanson	
CR-15-00998	STANTON, Richard	Plea




family member, you would receive the charge. The judge on the day shares as a case she experienced before: in one family, one son drove and caused death of the other son, on the day on the court, the parent sitting at the back were devastated as one of the son died and the other were going to be in prison. That is a hard case for the judge too. Driving causes injury would be an other charge.

With some behind the sense tour, I visited the area only for jury, criminal courts, civil courts,

the prison cell under the building. It is very interesting to tour around the County Court and I learned lot from it.

SAFE DRIVING!!!



VENTURER AWARD - CITIZENSHIP

I exchanged emails with 2 venturers in different state, Dan from NSW and Alisha from Tas.
I met Dan on the top o the Ben Lomond Summit in Queenstown after we exchanged emails and I will visit Alisha one day!!



VENTURER AWARD - CITIZENSHIP



Citizenship!

18 messages

Sun, Jul 5, 2015 at 1:00 AM

Hi Alish!

I am [REDACTED] from 1 Doncaster East Venturer unit. Th unit is located in a eastern suburb called Doncaster East (of course..). Also, in Manningham district, Mt. Dandenong Region. Sometimes you can say Yarra Batman zone, our unit goes to Zone for our award propose instead of Region.

I don't really know what I should write there. Maybe just I just tell you something about my unit.

My unit is a cool unit. Not perfect but we know and support each other.

My unit is small and we don't have a leader. So, o her units in my district, Manningham district decided to combine toge her to become Manningham venturers unit. Not all the units in the district join us because the district (area) is quite big. But luckily, 1st Doncaster East shared AVL with other unit and we have 4 units together now. Some imes 5 units, mostly 4. We have 15 boys and girls now, from year 9-12.

Our leader found out a app called teamapp for our unit. We use this app for posting weekly activities and courses. It is like a diary for our Manningham unit. Leader can post photos on it so that everyone can see. But normally, venturers can post on it, so we use Facebook.

We meet on Tuesday evening during school terms and we meet in 1st Doncaster East Scout Hall. Because our hall is big and have small bushes area around which is really great!

Our leaders always have some great ac ivi ies ideas for us. Like caving in the hall and Office chairs Olympic. We like doing hall-base activities so that we can chill in a warm place during winter. We also going out for fun sometimes, like visi ing other scout halls in our district and pool night in th summer. Recently we did progressive dinner and movie night in the hall. I can show you some photos! I don't think have lots of hem in my phone, maybe ask my leader.

Tell me something about you unit and ask me some questions of you can!

In scouting,
[REDACTED]

2 attachments



IMG_4993.JPG
106K



IMG_2786.JPG
103K

Sun, Jul 5, 2015 at 5:59 PM

Hi Dan!

I am [REDACTED] from 1 Doncaster East Venturer unit. Th unit is located in a eastern suburb called Doncaster East (of course..). Also, in Manningham district, Mt. Dandenong Region. Sometimes you can say Yarra Batman zone, our unit goes to Zone for our award propose instead of Region.

I don't really know what I should write there. Maybe I just tell you something about my unit.

My unit is a cool unit. Not perfect but we know and support each other.

My unit is small and we don't have a leader. So, o her units in my district, Manningham district decided to combine toge her to become Manningham venturers unit. Not all the units in the district join us because the district (area) is quite big. But luckily, 1st Doncaster East shared AVL with other unit and we have 4 units together now. Some imes 5 units, mostly 4. We have 15 boys and girls now, from year 9-12.

Our leader found out a app called teamapp for our unit. We use this app for posting weekly activities and courses. It is like a diary for our Manningham unit. Leader can post photos on it so that everyone can see. But normally, venturers can't post on it, so we use Facebook.

We meet on Tuesday evening during school terms and we meet in 1st Doncaster East Scout Hall. Because our hall is big and have small bushes area around which is really great!

Our leaders always have some great ac ivi ies ideas for us. Like caving in the hall and Office chairs Olympic. We like doing hall-base activities so that we can chill in a warm place during winter. We also going out for fun sometimes, like visi ing other scout halls in our district and pool night in th summer. Recently we did progressive dinner and movie night in the hall. I can show you some photos! I don't think have lots of hem in my phone, maybe ask my leader.

Tell me something about you unit and ask me some questions!

In scouting,
[REDACTED]

2 attachments

VENTURER AWARD - CITIZENSHIP



IMG_4993.JPG
106K



IMG_2786.JPG
103K

Sun, Jul 5, 2015 at 6:00 PM

I got some little mistakes in the email.

"I don't really know what I should write there. Maybe I just tell you something about my unit."

"Our leader found out a app called teamapp for our unit. We use this app for posting weekly activities and courses. It is like a diary for our Manningham unit. Leader can post photos on it so that everyone can see. But normally, venturers can't post on it, so we use Facebook. "

"Tell me something about you unit and ask me some questions!"

=]

Sun, Jul 5, 2015 at 7:11 PM

Hi there

I attend 1st Turrumurra Venturer Unit of the Ku-rin-gai district. We are near Hornsby which seems to mean a lot more to people than Turrumurra (at least it does in Sydney).

We are a fairly large unit consist ing of about 15-20 regular attendees and about 25 total. Annually we attend many extracurricular camps within and beyond he district, such as: Ventout (Venturer and Scout combined camp) Roventure (Rover and Venturer combined camp), and Dragonskin, which is a very large patrol based hiking ac ivity for Venturers and run by Rovers). This year we came 2nd at Dragonskin.

Each term our unit comes toge her for the first night and spend some time talking about brainstorming for some new ideas for he coming weeks. We have a whiteboard of the wall which is usually full by the end of it. Some of these activities go along the lines of Jelly wres ling, Canoe Polo, and multiple rock craft related things. But not all ideas will fit into a week nightly meeting so we have to dedicate a weekend to it. e.g. Skiing, or biking.

Our unit organises most things through email, however do remind each other, or inform each other over the units private Facebook page. This seems to work well for us, as long as we make sure everyone responds each week with a "yes" or "no".

some questions I have are:

Do you guys run your unit mostly by yourselves or do your leaders have a large input?

What kind of district activities do you guys attend, if any?

Thanks a heap, Dan.

P.S. Here is a photo i found of our Units two troublemakers atop Mt. Kosciuszko on my QueenScout expedition. Will (left) JJ (right).

> On 5 Jul 2015, at 5 59 pm, wrote:

>

> Hi Dan!

>

> I am from 1 Doncaster East Venturer unit. Th unit is located in a eastern suburb called Doncaster East (of course..). Also, in Manningham district, Mt. Dandenong Region. Sometimes you can say Yarra Batman zone, our unit goes to Zone for our award propose instead of Region.

>

> I don't really know what I should write there. Maybe I just tell you some hing about my unit.

>

> My unit is a cool unit. Not perfect but we know and support each other.

>

> My unit is small and we don't have a leader. So, other units in my district, Manningham district decided to combine together to become Manningham venturers unit. Not all the units in the district join us because the district (area) is quite big. But luckily, 1st Doncaster East shared AVL with other unit and we have 4 units together now. Some imes 5 units, mostly 4. We have 15 boys and girls now, from year 9-12.

>

> Our leader found out a app called teamapp for our unit. We use his app for posting weekly activities and courses. It is like a diary for our Manningham unit. Leader can post photos on it so that everyone can see. But normally, venturers can't post on it, so we use Facebook.

>

> We meet on Tuesday evening during school terms and we meet in 1st Doncaster East Scout Hall. Because our hall is big and have small bushes area around which is really great!

>

> Our leaders always have some great activities ideas for us. Like caving in he hall and Office chairs Olympic. We like doing hall-base activities so that we can chill in a warm place during winter. We also going out for fun sometimes, like visi ing other scout halls in our district and pool night in th summer. Recently we did progressive dinner and movie night in the hall. I can show you some photos! I don't think have lots of hem in my phone, maybe ask my leader.

>

> Tell me something about you unit and ask me some questions!

>

> In scou ing,

>

>

>

>

> <IMG_4993.JPG><IMG_2786.JPG>

Mon, Jul 6, 2015 at 11:28 PM

Hi Dan!

Nice to know about you unit!

We run our unit mostly but some times leaders give us some ideas for activities and support us. We do programme planning with leaders at the end of the year. We shared our own opinions on that night. Leaders will give us ideas. As I said, Manningham Venturer Unit is a combined unit, we have 3 to 4 leaders, mostly 3. They have their duty roster. One of them helps us run the unit per week.

For the district activities, we do "A Minute To Win It" on the first week of each term. We love doing this to start a term. We even have a district trophy for the winner. We doing different small games, everyone can have fun on that night.

We camp together as well. In Victoria we have AG, Anything Goes at the start of the school year. It is a big camp for Venturers. This year there are more than 1,000 venturers and leaders on camp. It is a relaxing camp but you can do some activities such as high ropes and rafting. There is a paint party at night as well, Venturers love that! In 2015, our unit rent a slushy machine for fundraising! Great fun! We bring our own food, not really cook together which is a shame, I don't like it. I like cooking together.

VG, Victoria Gathering is similar to AG but it's at the end of the school year. This is a big camp for some rovers and mostly venturers. This is social camp, less fun but more relaxing.

We have rock climbing, caving camp this year. These are for the district. We do Venturing camp together basically.

We don't normally camp together as a big group. Because we have quite amount of Senior students, they are busy. But we still go to different camps and courses by ourselves. For example, state camp - Hoadley Hide. I think this is really similar to Dragonskin. Hoadley Hide is an annual activity-base camp and competition hike for Venturers, run by Rovers and leaders each Easter in bushland Victoria. Our state have a rafting camp, Bacon, some of the venturers in our unit go there each year for outdoor award.

I attached some photos, 3 photos were taken in the hall. They are about "A minutes to win it" The other two are from VG.

Alright, tell me something about the school life in NSW or Sydney. I guess there are lot of differences between NSW and VIC.

Thanks!

5 attachments



10411778_10152756202449730_798101180092853484_n.jpg
76K



10533447_10152756203969730_1196154650350125928_n.jpg
93K



10703619_10152756203004730_4989063260844003457_n.jpg
69K



106956-b68da92f9158d0c22e5b23d34c897e878b7b6126.png
494K



106957-adf473647f6333cb9202d2a41b7d144aea9fb34b.png
495K

Sun, Jul 12, 2015 at 3:29 PM

Hello

VENTURER AWARD - CITIZENSHIP

Sorry it has taken me so long to reply, I will explain further down the message.

My name is Alisha Foggo from the Huonville Venturer Unit - most Southern Unit running in the whole of Australia!! We have a reasonably small unit, but for our district, we are funtionable. Huonville Venturers has 1 boy and 6 girls all up (at this point of time) and three leaders.

I'm not too sure what to write about but the book does recommend aspects of the community and personal involvement, so lets see...

Our community is quite nice, it's definately a safe environment, the venturers are probably the scariest things about - hahah. our Unit has a 'rule' of **If your in the unit, you must own a Onsie!!** so we all do, and we do wear them on casual nights where we can sit back and relax. We don't really run by the books, so it's alot of fun when we can just be rebellious.

In Jan of this year, I got awarded 'Young Citizen of the Year' which was pretty cool for my involvement in the community. I do stuff like Venturers (obviously ;)) and Huon Valley Theatre, and am involved on the Youth Advisory committee for the Council, plus a few other bits and bobs around the place like Archery. I love my theatre and have just got into the next production called 'Hoodwinked' - a robin hood story. and am playing the part of Little John/Joan (as I am a girl!) which should be lots of fun.

I have earned three of my badges through theatre - Expression VA, Expression QS and Endeavour Expression! I also have Unit Mangement VA, Initiative VA, Outdoor VA, Ideals VA, Lifestyle VA, Pursuits VA, First aid VA, Service VA, Leadership QS, and am a presentation away from Service QS - therefor technically am only 5 badges away from my Queen Scout award!

I love being busy and pushing the boundaries of stress, probaly more then I should, I attend Rosny College (Which I have to by-pass two other colleges to get to but I wouldn't change my mind ever) which is about 1 hour and 20 minutes by bus, we don't have trains or trams here :(

last week I stayed at Gilwell Park in Gembrook - Melbourne for YPR stage 4, that was an awesome week except for the lack of reception, but none-the-less, I hope to be apart of changing tomorrow.

Please in your next email tell me about yourself and what you like to do!!

Until Next time

PS. Photo 1 - venturers bearing flags for ANZAC day
photo 2 - Young Citizen of year.

Date: Sun, 5 Jul 2015 01:00:28 +1000
Subject: Citizenship!

[Quoted text hidden]

2 attachments



DSC_0684.JPG
2310K



Alisha photo for Fee.jpg
25K

Tue, Jul 14, 2015 at 10:51 PM

Heya [REDACTED]

NSW school life is probably just about as busy as everywhere else in Australia work load wise. Not sure how you guys structure your schools in Melbourne, but we start high school from Year 7 and start year 12 in term three of year 11. At my Public school (Turrumurra high) we have four subjects per day spanning up to 90 minutes per period with a break between each one. Personally I think its a bit full on and I struggle to concentrate for so long a lot of the time.

Being in a fairly urban area our school competes in weekly sport with many other local schools. We are not particularly strong in anything, except Baske ball. Since I started High school I have played Grade Ultimate frisbee every semester excluding current. Ultimate frisbee is like a cross between Gridiron and Netball, in the sense that you can't run with the frisbee, but the aim is to get it to an end zone at the end of the field.

Unrelated to school life, Hobby wise I volunteer for the Rural Fire Service which is really rewarding skill wise and socially, as well as counting for Queen Scout service. Something I highly recommend to anyone but is a bit more permanent than what you might expect for badge work.

Going off on another tangent, our unit holds elections for unit council every two terms and we had our last night. I was just voted in for Unit Chairman for the second time! do you hold a Unit Council position?

Do you have a large community involvement?
Are you attending the upcoming NZ Venture?

Thanks, Dan.

[Quoted text hidden]

[Quoted text hidden]

<10411778_10152756202449730_798101180092853484_n.jpg><10533447_10152756203969730_1196154650350125928_n.jpg><10703619_10152756203004730_4989063260844003457_n.jpg><106956-b68da92f9158d0c22e5b23d34c897e878b7b6126.png><106957-adf473647f6333cb9202d2a41b7d144aea9fb34b.png>

VENTURER AWARD - CITIZENSHIP

Hi Alisha!

Sorry for replying you so late. I hope you had a great time in Melbourne!

That is so cool that you unit is the most Southern running unit!!! I want to visit you all one day!

I love the 'rule' in your unit! It seems very comfortable especially in winter I think! My unit try to not repeat activities in a year so there are lots of type of activities in our unit. Also, we have some award night, which help most of the venturers sign off some part of some awards together. We have debate night coming, that night venturers can sign off activity one in ideal award if they participate and do research before.

Congratulations for your achievement! It's always good to involve community. I am helping Joeys Scout at the moment. I guess this is one type of community service.

About myself, I'm in year 10 right now and go to Presbyterian Ladies College. We have number of girl guides and scout in the school but not so many friends understand us. I love doing different kinds of sports like crossing country running, AFL and tennis. I take them seriously! In scouting, I like go hiking with my friends. We are planning a expedition to Great ocean walk, there is a famous and wonderful track called Great Ocean Walk. I also like cooking, I can cook quite a lot of food. Italian is my favourite all the time! I love theatre too! I am studying drama at school as a elective subject now. It brings me a lot is fun! I play music instruments as well, piano and harp. I love my little harp! Sounds nice and I feel great when I play it. I have earned VA expression by playing the harp and I will keep playing for QS and the highest level award.

I have completed VA unit management, ideals, first aid lifestyles and pursuit. Now, I and doing every badges except outdoors activities section. I still looking for something and I am planning to go for a hike.

Please tell me something about Tasmania! I want to visit one day! Must be really pretty there!

Thank you!

On Sun, Jul 12, 2015 at 3:29 PM, [REDACTED] wrote:
Hello [REDACTED]

Sorry it has taken me so long to reply, I will explain further down the message!

My name is Alisha [REDACTED] from the Huonville Venturer Unit - most Southern Unit running in the whole of Australia!!
We have a reasonably small unit, but for our district, we are functional. Huonville Venturers has 1 boy and 6 girls all up (at this point of time) and three leaders.

I'm not too sure what to write about but the book does recommend aspects of the community and personal involvement, so let's see...

Our community is quite nice, it's definitely a safe environment, the venturers are probably the scariest things about - hahah. our Unit has a 'rule' of **If your in the unit, you must own a Onsie!** so we all do, and we do wear them on casual nights where we can sit back and relax. We don't really run by the books, so it's a lot of fun when we can just be rebellious.

In Jan of this year, I got awarded 'Young Citizen of the Year' which was pretty cool for my involvement in the community. I do stuff like Venturers (obviously ;)) and Huon Valley Theatre, and am involved on the Youth Advisory committee for the Council, plus a few other bits and bobs around the place like Archery.
I love my theatre and have just got into the next production called 'Hoodwinked' - a robin hood story. and am playing the part of Little John/Joan (as I am a girl!) which should be lots of fun.

I have earned three of my badges through theatre - Expression VA, Expression QS and Endeavour Expression! I also have Unit Management VA, Initiative VA, Outdoor VA, Ideals VA, Lifestyle VA, Pursuits VA, First aid VA, Service VA, Leadership QS, and am a presentation away from Service QS - therefore technically am only 5 badges away from my Queen Scout award!

I love being busy and pushing the boundaries of stress, probably more than I should, I attend Rosny College (Which I have to by-pass two other colleges to get to but I wouldn't change my mind ever) which is about 1 hour and 20 minutes by bus, we don't have trains or trams here :(

Last week I stayed at Gilwell Park in Gembrook - Melbourne for YPR stage 4, that was an awesome week except for the lack of reception, but none-the-less, I hope to be apart of changing tomorrow.

Please in your next email tell me about yourself and what you like to do!!

Until Next time
Alisha [REDACTED]
PS. Photo 1 - venturers bearing flags for ANZAC day
photo 2 - Young Citizen of year.

Date: Sun, 5 Jul 2015 01:00:28 +1000
Subject: Citizenship!

Hi Alisha!

I am [REDACTED] from 1 Doncaster East Venturer unit. The unit is located in a eastern suburb called Doncaster East (of course..). Also, in Manningham district, Mt. Dandenong Region. Sometimes you can say Yarra Batman zone, our unit goes to Zone for our award propose instead of Region.

I don't really know what I should write there. Maybe just I just tell you something about my unit.

My unit is a cool unit. Not perfect but we know and support each other.

My unit is small and we don't have a leader. So, other units in my district, Manningham district decided to combine together to become Manningham venturers unit. Not all the units in the district join us because the district (area) is quite big. But luckily, 1st Doncaster East shared AVL with other unit and we have 4 units together now. Sometimes 5 units, mostly 4. We have 15 boys and girls now, from year 9-12.

Our leader found out a app called teamapp for our unit. We use this app for posting weekly activities and courses. It is like a diary for our Manningham unit. Leader can post photos on it so that everyone can see. But normally, venturers can post on it, so we use Facebook.

We meet on Tuesday evening during school terms and we meet in 1st Doncaster East Scout Hall. Because our hall is big and have small bushes area around which is really great!

Our leaders always have some great activities ideas for us. Like caving in the hall and Office chairs Olympic. We like doing hall-base activities so that we can chill in a warm place during winter. We also going out for fun sometimes, like visiting other scout halls in our district and pool night in the summer. Recently we did progressive dinner and movie night in the hall. I can show you some photos! I don't think have lots of them in my phone, maybe ask my leader.

Tell me something about your unit and ask me some questions if you can!

In scouting,
[REDACTED]

VENTURER AWARD - CITIZENSHIP

Sun, Jul 19, 2015 at 5:08 PM

Hey Dan!!!

Victoria high schools or secondary colleges whatever you call, are from year 7 to 12. Year 11 and 12 are the senior years. I go to private girls school (Presbyterian Ladies College). We have a lot of girls!!!!!! Around 3000 girls from kindergarden to year 12 and there are few of us are scouts or girl guides. Shame..!

I don't have large community involvement but I am helping Joeys scout in my Group at the moment. They are lovely and energetic. I love spending my time with them. I plan to do some volunteering job in local library later this year. Rural fire service is really cool!!!

Yes!! I am going to New Zealand Venture and Pre tour!!! Hope to meet you then! I can't wait for the venture!

I joined scou ing last year, I am sort of new to scouting but what about you?

Cheers,

[Quoted text hidden]

Thu, Jul 23, 2015 at 11:33 AM

Hi [REDACTED]

Melbourne was absolutely fantastic, a bit cold... but I suppose I am used of hat!! I learned a lot about the Cub Scout section and more about the underlying structures of scouting itself.

I hope to be apart of the new face of scouting when they bring it into the 21st century!!

YOU PLAY THE HARP!!!! That is amazing! I'd love to watch you play because I've never actually seen anyone play the harp, let alone someone younger then me!! I can't really play any instrument - even if my life depended on it... I used to play he recorder, and he guitar, and he Trombone but I was never really any good. I'll just stick to pretending I can sing, when really I can't! ahahah!!!

You are welcome to come and visit the good little state of Tassie, (however it is freezing here!!!!) although the beauty of it makes up for the temperature. My family have 12 acres of land in a place called Franklin, which is right on the river. The Huon river is one long straight - a lot of rowers (including Olympic) come here to prac ice. Before my next email to you, I'll try and get some good photos of the scenery from my house, attached though is a photo of my Dad and I collecting honey from our bees about two years ago as we used to keep them (un il they all flew away)

We currently have Chickens, Dogs and Goldfish - but in he past we have had Bees, Pigs, a sheep, a goat and a horse, just to name a few.

My Family is pretty cool too, we like to be busy most of the time, My mum is a School teacher - but she is second in charge of the school and is he acting principal some times, but she is also he Joey leader in our scout group. My Dad owns something like 5 businesses all moulded into one and is the Scout Leader for he group, plus he helps with the Volunteers at scout HQ some imes. I have a brother who is younger then me, currently working towards his ASM and is obsessed with how things work, I also have a Foster Sister, she has been with us for 2ish months now, she is just older then me and just so happens to be my best friend! Our puppy's name is Maxwell, he is a Lab x, who just wondered up the road at the age of 4 weeks old following his mum and fell asleep in the middle of our driveway. His owner gave him to us as they had no way of housing him, but he is the sweetest and hyperactive dog ever.

If you ever want to visit, you are more then welcome to come and stay with me.

Until Next time!

Alisha 😊😊😊😊

Date: Fri, 17 Jul 2015 17:11:36 +1000

[Quoted text hidden]

Thu, Jul 23, 2015 at 11:38 AM

photos:
1&2 - Abseiling natural surface, pic 2 is me at the top with my leader Mark.
3 - Bees!!

Subject: RE: Citizenship!
Date: Thu, 23 Jul 2015 12:03:53 +1030
[Quoted text hidden]

3 attachments



DSCN3001.JPG
3031K



DSCN3004.JPG
3160K

_B040184.JPG
6416K



VENTURER AWARD - CITIZENSHIP

Tue, Jul 28, 2015 at 8:07 PM

Begin forwarded message:

From: [REDACTED] m au>
Subject: Re: Citizenship!
Date: 14 July 2015 10:51:55 pm AEST
To: [REDACTED]
[Quoted text hidden]

Wed, Jul 29, 2015 at 9:30 PM

[Quoted text hidden]

Wed, Jul 29, 2015 at 9:54

Hi [REDACTED]

I joined scouts at the beginning of cubs when i about seven years old. being 17 now thats ten years!
I suppose scouts has become a pretty large part of my life and has given me a lot of my current assets.

Talking about school before got me wondering, what subjects do you do, and how hard do you find them?
I do chem, Earth & Enviro science, Vis Art, Geography, General Math, and standard english. Chem is by far the hardest subject for me to get my head around

On another subject, in the last six weeks i have been doing my basic fire fighting course for RFS and have just passed the assessment! I can now attend real fire calls instead of just training and maintenance all the time.
That was just really exciting for me, :p.

Thanks, Dan.

P.s

Below is a photo of my weekend sport. Laser sailing is a unique sport which my grandpa introduced me to.
(i am in the blue shorts, closest)



VENTURER AWARD - CITIZENSHIP

Fri, Aug 7, 2015 at 8:59 PM

Hi Alisha!

I'm sorry that I replied you so late. I've been busy for scouting courses... Environment and leadership. Wrote a lot of report as well. At the moment I am planning a hike with my friends for VA expedition. We are going to Wilson Promontory National Park. I guess that place is really sort of close to Tassie! We are going to hike for a weekend for 43 km. That is a combination of bushland and beach. Have you done your expedition? Where did you go? If not, what's your plan? Victorian scouts love hiking/walking maybe it is because there are some good walking tracks.

I don't have pets. I think it's because I went to boarding school from kindergarten to year 9 when I was in China. I'm sort of afraid of dogs. They are quite cute sometimes but when they bark, I feel scared! But, it is good that you live with different animals! YAY! I really wish to visit you!

I think I will visit you one day!

How's the weather in Tassie now? Snow on the beach? I wish the place I live had snow during winter. I came from a place where it is really hot!

Are you going to New Zealand Venture? I am going to and I can't wait!

All good!

[Quoted text hidden]

Sat, Aug 8, 2015 at 4:40 PM

Hi [REDACTED]

It's great to hear from you once again, when your name pops up in my inbox, I can't help but get excited as it's so interesting to learn about you. How was it growing up in a boarding school? I've been in Public Schooling System my whole life and don't know much different.

Our Venturer Unit takes baby steps when going on Expeditions and Hikes - nowhere near 43 km! I am taking a few people down to the South of Tassie to the 'South Cape Rivulet'. I don't think we are going the whole way though, as it is like a 4-day hike to do the whole thing. So we will be going to the first or second campsite - depending on the fitness level of the group of people I take, because it can get quite hard after the first campsite.

The last few days have been interesting weatherwise - IT SNOWED!!! and yes, in some places down to the beach. I live in the Huon Valley, so we were stuck for 3 days because we couldn't get through the mountain roads into Hobart - where my school is... 5 day weekend for the win! Hahahaha.

Random question, is Glen V in your Unit? I think I've seen him in some of your photos on FB, (or vice versa) and I just thought how small the world is if that is the case - I was at YPR S4 with him! aha.

I have been quite busy at school, I had to write a report on Osmosis in Science - which took forever! But close to 4,000 words later, I got to hand it into a very happy teacher!

Well, until next time - I hope your Hike goes well if we don't speak before hand.

Yours in Scouting

Date: Fri, 7 Aug 2015 20:59:04 +1000

Subject: Re: Citizenship!

[Quoted text hidden]

Mon, Aug 10, 2015 at 1:44 PM

Hello Dan!!!

I've been the most craziest time in 2015. I got some many due day and assessments, scout course and report to write as well... But! All good!

I am year 10 now and year 11 next year. I am going to do VCE something like HSC! I do EAL(ESL)(I am from China...), Literature(a bit of fun...), physics, chem, maths Methods and Specialist maths. I like engineering so I chose a lot of science/math's base subjects. I think English and literature will be hard for me and maths as well. I like maths but I am not sure about that...! I will try to do my best. For chem, if you find anything hard, go to youtube and find some videos that can show you how to do. It helps.

YOU CAN ATTEND REAL FIRE CALLS NOW!!!!!! OMG!!!! Such a great news!!! I always think firemen are brave because I am afraid of fire. Congratulations!!!! I want to join air force for engineering after university. Quite a decision for my life as well!

I am going to New Zealand Venture! Pre tour! I am in Unit 300! I hope we can catch up during NZV!

I am planning expedition hike for my VA. I am really excited about it. Friends and I, group of 5 are going to Wilson Promontory National Park for 2.5 days hike over a weekend. 43km in total and it is a hike combines bushland and beach. I hope the weather is nice in October there. I think Victoria Venturers love hiking for expedition is because Victoria has many great hiking /walking track! I want to do Great Ocean Walk one day with my friends! What about NSW? Do you guys do a lot of hike? Have you completed your VA or QS expedition? What did you do and where? If not, what is your plan? =]

Hope you alright in NSW! Weather is getting better in Vic! =]

Cheers,

[Quoted text hidden]

Wed, Aug 26, 2015 at 10:18 PM

Hello Alisha!

Life is busy!!! Not just only about school but also Scouting!! Senior years are always busy..!

I know Glen! Nice and cool guy! He is not from my unit but we have a group of common friends. Glen, the group of friends and I went to environment course one weekend. We had the best train ride and fun time when we were planning trees. Evening bonfire was great as well! I believe you have seen those photos on my facebook! It's great that I have a gang of friends that I actually go camps with!

My expedition planning is going very well! Just got approval in my ZVC and I really can't wait to go! I go with my friends, really close friends. Hope it will be fun!

Term 3 is nearly finish! I can't wait for holiday! Any holiday plan for you and your family? I am going back to China! Need to spend some time with my family!

All the best to you!

[Quoted text hidden]

Political Parties Report:

Labor - We'll Put People First



- The Australian's oldest political party.
- Labor's commitment to fairness at work, access to quality education no matter what a person's circumstances and a firm belief that we should all have the same opportunities in life underpin what we do.



- Labor's policy platform is made by national conferences comprising the federal and state parliamentary leadership of the Party, together with elected delegates from all states, the Australian Capital Territory, the Northern Territory and Australian Young Labor.
- 2016 election: "we will offer Australians a real choice: on fair taxation, on Australian jobs, on a properly-funded Medicare, on renewable energy and importantly - on quality education."
- Labor stands up for middle class and working class people.
- Serving the labor movement.
- Bill Shorten is the current opposition leader in the Australia (Feb 2016).

Greens -

- A young political party in Australian.
- Greens' commitment to ecological sustainability, economic justice, peace and non-violence, democracy and social justice.
- 2016 election platform: "The Greens stand up for what matters: for our precious environment, for a confident Australia, for equality and compassion."



- The Australian Greens policy platform establishes the principles and aims of the party. These policies underpin all initiatives and bills developed by our members of parliament and are reviewed every three years by the membership of the Greens in a grassroots process.
- Standing up for the environment, our society, and always for what's right.
- Richard Di Natale is the current leader of the party (Feb 2016)

Electoral Procedures

- Commonwealth Electoral Procedures is intended as a guide to the federal electoral system. It closely follows both the structure and language of the Commonwealth Electoral Act 1918 but should not be read as a replacement for the legislation which governs our electoral process.
 - Compulsory voting was introduced at federal elections in 1924 and remains in force today.
 - The Australian electorate has experienced three types of voting system First Past the Post, Preferential Voting and Proportional Representation (Single Transferable Vote).
 - Today, two variants of Preferential Voting and two variants of Proportional Representation are used for all Australian parliamentary elections. This paper has two primary concerns: firstly, explaining in detail the way each operates, the nature of the ballot paper and how the votes are counted; and secondly, the political consequences of the use of each system.
 - Under Full Preferential Voting each candidate must be given a preference by the voter. This system favours the major parties; can sometimes award an election to the party that wins fewer votes than its major opponent; usually awards the party with the largest number of votes a disproportionate number of seats; and occasionally gives benefits to the parties that manufacture a three-cornered contest in a particular seat.
 - With Optional Preferential Voting the voter may allocate preferences to as few as one candidate. This system can produce similar outcomes to full Preferential Voting, but can also produce results where the winning candidate wins with less than half of the votes. It also clearly lessens the importance of preferences in many seats.
 - The Proportional Representation system used in Senate elections increases the chances of minor parties and independents winning seats, produces closer results in the struggle between the major parties, and makes it difficult for a major party to gain control of the Senate.
 - The Hare-Clark system ensures that no seat is safe, creates an electoral system where party members fight each other as much as their external opponents, and operates in such a way that minority governments are more common than when Preferential Voting is used.
 - The system of preferential voting is a notable feature of the Australian political system. (*Full Preferential Voting*)
 - Most similar political systems employ the Simple Majority (First-Past-The-Post) system or some form of proportional representation.
 - Preferential voting is employed in elections for the House of Representatives and all State lower houses in Australia, apart from the Tasmanian House of Assembly and the A.C.T. Legislative Assembly.
1. voters are required to place the number "1" against the candidate of their choice, known as their first preference.
 2. voters are then required to place the numbers "2", "3", etc., against the other candidates listed on the ballot paper in order of preference.
 3. the counting of first preference votes, also known as the primary vote, takes place first. If no candidate secures an absolute majority – 50% plus 1 – of primary votes, then the candidate with the least number of votes is "eliminated" from the count.

4. the ballot papers of the eliminated candidate are examined and re-allocated amongst the remaining candidates according to the number "2", or second preference votes.
5. if no candidate has yet secured an absolute majority of the vote, then the next candidate with the least number of primary votes is eliminated. This preference allocation continues until there is a candidate with an absolute majority. Where a second preference is expressed for a candidate who has already been eliminated, the voter's third or subsequent preferences are used.

Representative from my local area (Manningham):

In my local area, both Member for Warrandyte: The Hon. Ryan Smith MP and Member for Bulleen: The Hon. Matthew Guy MP are not from Greens or Labor, they are from the Liberal Party. Hon Kevin Andrews MP, is the member of House of Representative from Menzies, he is also from the Liberal Party as well

I personally prefer Labor.

Going Bananas 2014 – VA Service

Between the 2nd and 4th of July myself and 7 other Scouts were asked to help out at a church based holiday program in Diamond Creek called Going Bananas. The theme for this year was 'Jungle Adventure' so all of the games and activities were Jungle themed.

During this week we got to run games, both indoor and outdoor, for kids aged 5-12 during their daily activity rotations at the program.

On the first day (Wednesday the 2nd of July), I was helping with the indoor games. We played 'It's In the Bag' where we put a whole lot of plastic animals in a bag and the kids had to feel the bag to see if they could figure out what the animal was. We also played 'Elephant Peanut Relay' where the kids had to blow a balloon across the hall to the next member of their team. The last game we played was 'Get the Snakes' where the kids had to dig through a pile of sand to find the plastic snakes that were buried there.

On the second day (Thursday the 3rd of July), I helped with the indoor games again. The first game was 'Jungle Parade', which was basically just a game of memory, where the kids had to match pictures of the same animals together when they turned them over. The other game for this day was 'Jungle Letters' where the kids had to join different words onto other words (like Scrabble) until there wasn't any other words that could be added.

On the last day (Friday the 4th of July) I was helping in the craft room. For this activity the kids were given a bag of beads and some string to make a beaded crocodile with, so I was helping them to thread the bead in the right order and pattern so that they could make it successfully.

Overall I think that this was a great experience, I had a lot of fun doing it and I am definitely looking forward to next year's program.



Unit Management Course

This certifies that



has attended and successfully
completed a Unit Management course
held at

Treetops Scout Camp

on
13th April 2014

This course is designed to develop
Venturer Scouts in all aspects of
management and organisational skills.



VUM 3275

DATE

11/04/14

Trevor Clark

J. O'Brien
COURSE LEADER

UNIT MANAGEMENT COURSE

This course has provided the young person with individual training in leadership, team building and management skills.

As part of the course, the person mentioned on the front of this document has proven to be proficient in general organising skills and displayed good personal achievement.



Victorian Branch Commissioner, Venturer Scouts

Date *11-4-14*

UNIT MANAGEMENT (Section 2) – Alpine Shire – [REDACTED]

The Alpine Shire is the local level government for the areas encompassing the three major towns of Bright, Myrtleford and Mount Beauty and smaller surrounding towns such as Tawonga, Porepunkah, Ovens, Dinner Plain, Harrietville, Rosewhite, Wandiligong, Freeburgh, Smoko and Hotham Heights. Its aim and principles are stated and followed by the Alpine Shire Council's Vision and Council's Mission.

Council's Vision

*The Alpine Shire provides outstanding opportunities
for its residents and visitors through sustainable growth
in balance with the natural environment.*

Council's Mission

*The Alpine Shire will:
Provide leadership and representation
Foster community spirit through community cohesion and participation
Encourage best value, customer focused services
Facilitate sustainable growth and development
Provide an accessible and accountable system of government.*

The vision and mission talk about the key points in the shire which Council will work on developing into the future to make the shire the best it can be.

The objectives of the shire are stated in a key document of the shire, the Alpine Shire 2030 Community Vision. This document outlines the key directions the Council wishes to take the Shire forward in. These are our natural environment, balanced development, economic prosperity, identity and character of communities, services and facilities, links between communities and enhancing our strong and safe communities. This document was first drafted in 2005/2006 and was reviewed in 2010. On top of this, every new Council is required to deliver a 4-year Council Plan spanning their term as a Councillor which outlines each of the Council's directions and commitments to our communities, with the current one ranging from 2013-2017.

Because the Council is elected by the people of the Alpine Shire, and the CEO, who manages staff and the overall functioning of the Shire is chosen by Council, the entire organisation is accountable to the residents who elected them. Because the majority of Council's funding is sourced through rates for the provision of services to local communities, accountability to the people is at the forefront of how the Alpine Shire functions. This is why Council is so concerned with ensuring it communicates with residents effectively and includes them in making decisions that impact them. Council provides services ranging from maternal and child health services and vaccinations to Home and Community Care for our aged residents; capital works such as new sporting and recreational facilities, roads and footpaths, tree management, waste and recycling services etc.

The structure of the Alpine Shire is similar to a hierarchy system. At the bottom are Officers, these range from titles such as Youth Development, Media, Tourism and more. These Officers report to Managers, who look after areas such as Community Services, Economic Development, Project Delivery and more. Managers then report to Directors, who cover three areas, one each. These are Sustainable Development (Heather Green), Corporate and Community (Trevor Britten) and Infrastructure Services (Ian Ellett). These three directors report to the Senior Council and the CEO. The Senior Council is made up of 7 Councillors from all across the shire, from Tawonga to Buffalo River. The councillors, one elected every four years, nominate and vote for the positions of Mayor

VENTURER AWARD - UNIT MANAGEMENT

and Deputy Mayor, whom are currently Peter Roper and Jan Vonarx each in their respective roles. The newly appointed CEO as of October 2013 is Dave Barry, who replaced Ian Nicholls.

Council elections are every four years, the next one being 2016, and all positions held by councillors are up for nomination. All Alpine Shire residents aged 18 and over are required to vote in this election. The voting is done through a preference based voting system.

The Alpine Shire receives it's funding in two major ways. Two thirds of their annual budget is received from rates paid by households in the Shire, and the other third from the Victorian State Government.

The Council works on many major projects and issues all the time, recent ones include the Bright to Harrietville Shared Trail, Bright Riverside Play Area, Mt Beauty Foreshore Project, better flood systems in Myrtleford and the trial closure of Martley Street in Porepunkah.

There is also an Alpine Shire Youth Council, which was originally formed in 2001, who works closely with the Senior Council on giving a youth view and opinion on local issues and projects, as well as work with the Youth Development Officer on running programs and events for local youth through FReeZA. These include the North East Skate Park Series, Battle of the Bands, Youth Week, Youth Awards, workshops and numerous other events held throughout the year for 12-25 year olds.



tennis coaching & competitions at warrandyte tennis club and south warrandyte annexe

Hi [REDACTED]

Thank you very much for your very impressive job application. I feel it is very professionally written which is even more impressive considering your age. I feel that in a very brief application letter I learnt a great deal about you. I am particularly interested in your experience with astronauts. I think a lot of people are fascinated by space travel.

In regards to the content I am very impressed with your achievements in your life to date. It shows that you are actively involved in life ☺. As an employer I am always interested in applicant's voluntary work. My business (as with most) require give and take and I find that those willing to volunteer and more adaptable and put in a greater effort than those who do not.

The only comment I would make is that I feel you could elaborate on your tennis experience (under sports). You have achieved a great deal and reached a high playing standard already. Maybe you could give a little more details, number of years playing, grade reached to date.

In summary.....you have got the job. Well done

Regards

Craig Haslam
Director
The Tennis Guru



the TENNIS GURU
PO Box 301, Warrandyte 3113
m: [REDACTED]
e: info@thetenniscguru.com.au
w: thetenniscguru.com.au

VENTURER AWARD - VOCATIONS

Email: [REDACTED]

Mobile: [REDACTED]

Great skills summary, very coherent and fluent.

You have identified what employers are looking for- a team player and someone who is honest, reliable and flexible.

Might present easier in dot points

VCE student seeking employment in a people friendly organisation

Personable and astute student with proven time management and collaboration skills developed from sporting and volunteer engagements. Strong interpersonal skills enhanced by taking part in collaborative IT projects for major universities to develop confidence and communication abilities. Understanding of general employability skills and the importance of working as part of a team, learning from others and developing as a professional. Looking for first-time employment in a position that requires a dedicated, young and enthusiastic employee. Strong morals and ethics ensure honesty, reliability and ability to undertake tasks responsibly. Has understanding of need to remain flexible to support last-minute demands and changes. Comfortable in changing environments and situations, ensuring ability to remain flexible and adaptable at all times.

After objectives, and before education, you should outline professional experience

e.g. McDonald's Doncaster East 2012-2015

Also good to outline what your role included, 'Create Your Taste' host etc

School

'Education'
More formal

- Currently at East Doncaster Secondary College – Year 12
- Currently enrolled in Physics, English, Chemistry, Mathematical Methods and Specialist Maths
- Consistently achieved merit certificates throughout years 7 – 12
- Raw Score of 43 for Yr 12 IT whilst in Year 11

Sports

I would also incorporate Sports/Hobbies under the same heading. Then Scouts would become a subheading underneath.

- Participated in Tennis for Warrandyte over a long period include the length in time e.g 2006-2015

Scouts

- Achieved Scout Medallion whilst in Scouts
- Nearly completed Queens Scout award whilst still in Venturers Possibly rephrase to "currently completing".
- Nearly completed Certificate II in Business through Venturers

Hobbies

- Extensive collection of cricket memorabilia Change to present tense, as hobbies are things that you currently enjoy completing
- Designed and published extensive cricket database complete with cricket simulation matches
- Designed and printed set of cricket cards designating "Knights of Cricket"
- Created Abstract art portfolio, using maths. Might be an idea to incorporate different employability skills into these hobbies to demonstrate your commitment, initiative and diligence.

Other Achievements

- Second Place at CGBC IT Challenge, 2013
- Second Place at Code Masters, 2015
- Second Place at Young ICT Explorers, 2015
- Talked to ISS astronauts through Amateur Radio
- Earned HLTAID001 – Provide Cardiopulmonary Resuscitation
- Earned HLTAID002 – Provide Basic Emergency Life Support
- Earned HLTAID003 – Provide First Aid
- Done over 30 hours of volunteer work at local scout group
- Volunteered at 5 day camp, for kids 8 – 11
- Member of Warrandyte Junior Football Club Committee for 6 months
- Completed work experience at JB Hi-Fi and Alcatel

Clear and thorough listing of achievements- Well Done

Professional Referees

Susan Everon
Susan's Bookkeeping
[REDACTED]

Garry Foster
Group Leader – Warrandyte Scouts
Phone: [REDACTED]

Some employers also like to know your relation to the referee and the length of time you worked with them.

VENTURER AWARD - VOCATIONS

5th April 2016

To whom it may concern,

As a young adult in the local area, I wish to enquire about potential available positions within your business at Dyson's IGA.

Although I have no previous experience working in this area, I have completed a food handler's course, and have a wide skillset developed by working on our family operated farm in Katunga. I believe that by evolving my skills and understanding of the workplace through offering your business my services, I will be able to gain experience and deepen my understanding of the operating of a renowned, large scale business.

It is understood that your business needs motivated and enthusiastic workers in order to maintain its longstanding position as a community based, successful operation. I have been recognised personally for my communication skills and dedicated work ethic, which I would be privileged to offer to your business.

Your reputation for quality, both in the service and products your company provides, evinces a proud repute for the understanding of the needs of your employees, your customers and the local community. I would deeply appreciate the opportunity to be interviewed for consideration as employee as a part of this organisation.

I have enclosed my personal resume for your consideration. I intend to be in contact regarding available positions in the upcoming weeks, but would be grateful to be contacted in the meantime if your business should have an opening that may be suitable. I may be contacted at any time on the details provided on my resume.

Thanking you for your time and consideration,



VENTURER AWARD - VOCATIONS

After several preliminary phone calls and emails, I called Kerry McQualter of the NAB Bank to fulfil the requirements of aspect 4 of my VA Vocations.

Kerry is the Agribusiness Manager of the section of NAB Shepparton which specialises with the finances of farming industries and individuals.

Kerry had sent me an email briefly explaining most of the elements I needed to deepen my understanding of, which we then elaborated upon over the phone. The emails exchanged are attached.

I learnt many things through this interview, both in regards to the general banking system as well as that of NAB. The following is a summary of my findings in regards to that necessary in regards to the Scout Records Book.

4a) Contact a financial institution and evaluate the types of accounts available and their method of operation (eg. Loans, cheque, savings, credit facilities) and record keeping.

Cheque/Savings: My basic understanding of accounts prior to this activity was limited to that of "Cheque, savings and credit" and the assumption that something would also be available to major business accounts. I learnt that the cheque account is fairly outdated, with Kerry estimated that only 20% (approximately) of the banks customers still use cheques, presumably as a result of the introduction of online banking. As a result of this, most customers merge their cheque and savings accounts for convenience.

Credit Credit accounts are popular for customers for necessity, convenience and the perks which are available. For example, frequent flyer points are associated with credit accounts, as are equivalent schemes including flybys.

Loans: Customers will borrow a certain amount to be paid off in a set time frame, with the money borrowed accumulating interest accordingly. The interest rates and timeframes of loans will vary on the needs of the customer. Therefore, different types of loans are available to those who are trying to buy a house, in comparison with those purchasing a used car. Kerry explained this simply and clearly in her email, as attached

Record Keeping: Interestingly, the NAB Bank is now predominantly paperless. 99% of the files are instead stored on a digital data base. Papers are scanned and uploaded before being destroyed. This works for convenience in the management and storage of the data, which is securely protected through passwords and codes.

VENTURER AWARD - VOCATIONS

Following my call to Kerry on 18/04/2016, I called Matt Van der Burg to fulfil the other requirements of the Vocations badge.

4b) Contact the credit office of a major retailer and determine the information required to be accepted as a credit customer and the additional costs to the customer compared with cash purchase.

Matt Van der Burg is a previous employee of Murray Goulburn Trading, a company situated in Cobram dealing with farming supplies. Through his position, Matt is well acquainted with the financial management of a large scale retailer and able to offer insight to its administration.

Due to the value of the equipment and services offered by Murray Goulburn Trading, **to be accepted as a credit customer**, customers are asked to present a financial statement, certified by an accountant. Otherwise, the contact details of their personal account can be supplied and they can be contacted directly. This is necessary due to the large scale operation of the business, in order to not jeopardise the profits of its trading.

According to Matt, there are no **additional costs to the customer from** Murray Goulburn Trading itself, when compared with cash purchase, and no registration fees. However, their own banking will deal with their credit accounts accordingly.

4c) Investigate lay-bys, term payments, mortgages, leasing, hire purchase, use of personal credit cards and all associated costs eg. Management fees, discounts, interest payments.

Lay-bys: A lay-by is offered from some retail stores, in which a deposit is paid on a certain item, and then paid for upon collection. In either two or three instalments, the customer is able to purchase the item and then take it home, but still secure it before being able to buy it outright.

Term payments: As I discussed with Kerry, a term payment is the payment made per a given period of time to either pay off a loan from a bank or to accept your own money from an investment. Accordingly, term payments generate interest. Depending on the amount of interest and the payment made, the balance of the loan/investment may increase in value, decrease in value or remain the same.

Use of personal credit cards and all associated costs: Credit cards are associated with credit accounts from which customers can access (and later repay) more money than is in their current balance. Credit facilities carry the cost of interest, which varies according to the

VENTURER AWARD - VOCATIONS

debt, the bank and the account. Discounts can be awarded to credit card uses through the associated use of “flybys” or “frequent flyer” points.

Mortgages: A mortgage is an agreement between a financial institution and an individual, usually relating to houses. Simply, the property or goods are purchased by a loan, which is paid back to the financial institution in instalments with interest. However, the property is under the title of the financial institution, and only becomes the property of the individual after the final payment of their mortgage.

Leasing: A lease relates to a contracted agreement in which one party conveys property or equipment to another for a specified time frame. During this time, periodic payments will be made in exchange for the goods used. While an individual is leasing goods, the ownership of the object lies with the leaser

Hire Purchase: Hire purchase is a system in which an individual pays for goods in regular instalments, and during this time is able to maintain the use of the object. Unlike a lease however, they do not maintain ownership of the goods/property until after the last payment is made.

Use of personal credit cards and all associated costs: Credit cards, as in my report with Kerri, offer an individual access to their credit accounts. However, as credit relies on money which an individual is not always currently in possession of, it carries added costs such as interest.

-Management fees: Bank members are required to be a fee for the services of the bank. This is generally an annual payment and allows the individual to be a member of the bank, and for the bank to handle their finances.

-Discounts: Credit cards often have a certain appeal as they can entail discounts such as FlyBys. Use of credit cards have these benefits which can be traded for other goods and services, and often form a loyalty to the financial institution and the credit account.

-Interest payments: For most loans or investments, interest is accumulated in wither simple or compound form. This is how most banks make their money, as when customers borrow money for their credit accounts, they are obligated to pay this back, as well as interest upon it. The higher the interest rate, the bigger the original loan, and the more often it compounds, the more interest an individual will have to pay.

VENTURER AWARD - VOCATIONS

I received the following email from Kerry prior to our phone conversation to provide a basis for our discussion.

Hi [REDACTED]

The scope of the question covers a very broad product base.
The NAB overs an extensive range of accounts

To summarise the basic products available

Personal accounts

Classic banking- transaction account , no fees, accessed by card, atm cheque book, and internet banking. Paper or online statements

Investment accounts ie I saver – daily interest , variable interest rate , no fees, daily access- internet banking access

Term deposit- fixed term, fixed interest, limited early access- must give 30 days notice, no fees- can view on internet banking but need to come into a branch to deposit and withdraw

Personal credit cards- for general living costs, high interest rates charged if not fully repaid each month

Personal loans- unsecured, for purchases such as a car, holiday, caravan- medium to high interest rate- fixed repayments, internet banking access, automatic payment options. \$150 application fee \$10monthly fee

Home loans- to purchase a home or investment home loan - variable and fixed interest rate options Principle and interest or Interest only options. Internet banking access \$600 application fee . Some have \$8 monthly fee. Secured by a mortgage over the home, Can borrow up to 80% of the value of the home

Business Accounts

Cheque accounts- accessed by card, atm cheque book, and internet banking. Transactions fees apply ie 10c internet, 40c per cheque, paper or online statements

Business loans- to purchase a business or farm- fixed or variable interest rate options. Principle and interest or Interest only options. internet banking access, automatic payment options. Application fee in line with loan amount. ie \$100,000 loan - \$750 fee . Monthly loan service fee in line with loan amount ie \$100 per month. Secured by a mortgage over the business, farm and/ or home.

Business investment accounts - daily interest , variable interest rate , no fees, daily access- internet banking access

Equipment loan / Lease- for purchase of vehicles, plant and machinery, Fixed interest rate , fixed repayments, automatic repayments \$375 application fee. Secured by a charge over the vehicle etc

The NAB's web site has much more detail regarding all of the above and more.....

<http://www.nab.com.au/>

Regards

Kerry McQualter

Agribusiness Manager

NAB Agribusiness Shepparton

381 Wyndham St Shepparton Vic 3630 | T: +61 (0) [REDACTED] | F: [REDACTED] | MO [REDACTED]

Contact the NAB Business Assist Team on 13 10 12 for quick answers to your general business enquires. Make sure to have your National Identification Number (N.I.N.) and PIN number ready to key in when prompted

Please consider the environment before printing this e-mail notice

Big Brothers Big Sisters Australia

Big Brothers Big Sisters Australia is an organisation that helps young people aged 7-17 years old who have little opportunity to develop positive relationships by pairing them up with volunteer mentors.

Big Brothers Big Sisters supports disadvantaged children including:

- Children living in low income households who deal with the cycle of unemployment and poverty
- Children whose parents have psychiatric illnesses, intellectual disabilities or addictions
- Children exposed to family violence or child abuse
- Children with poor social skills who have a hard time making friends and/or experience bullying
- Children with learning disabilities at school or display behavioural concerns
- Children experiencing family breakdowns
- Children living with single or homosexual parents
- Children in foster care or residential care situations
- Children with intellectual disabilities

These children are referred to Big Brothers Big Sisters by parents, grandparents, schools, youth and family support agencies, foster care agencies, child protection services or disability programs.

After referral kids are then matched up to a volunteer mentor with similar interests and personality traits. After being paired up, a first meeting is organised and the kids and mentor then begin to get to know each other.

What the kids do with their mentor is ultimately up to them, but common activities are:

- Walks
- Going to the park
- Cooking
- Kicking the footy
- Bike rides
- Board games
- Craft

VENTURER AWARD - IDEALS

Big Brothers Big Sisters had three main programs that they offer, all of which have the same basis, to pair a young person up with a mentor to provide the support and positive role model that they require through community, school and web based problems.

The community based program is their primary program which pairs a young person with a child where they meet around once a week usually for between one and three years for the formal program however these mentor partnerships usually last for a lot longer after the program finishes. This program is aimed at providing children with a positive relationships.

Big Brothers Big Sisters also has an online mentoring program called Our Space. Our Space offers mentoring and support with the same principles of the community based program, giving children who live in remote areas the chance to receive the same support as those living in suburban areas. Online support programs can also provide support to children who can't participate in the face to face mentoring due to chronic illness, unstable mental health, physical disabilities, exclusion/isolation due to religion or culture and/or anxiety disorders.

The main in school program that Big Brothers Big Sisters run is Big Futures. Students in Years 8-12 are referred to the program by the school's wellbeing staff or teachers. The mentors then meet up with students at the school, during school hours for one to two hours per week for either a term or a whole school year. This program is aimed at providing young people with the support and encouragement to take full advantage of what the school offers and develop positive pathways for the future after school. Mentors in the Big Futures program also play a role in keeping students at risk of dropping out or failing in school.

Big Brothers Big Sisters has had programs running internationally for the past 110 years and in Australia for the past 30 years.

The current national office for Australia is in St Kilda with mentoring hubs in Inner Western Melbourne, Geelong, Ballarat and Queensland and program partnerships in Adelaide, Sydney, a Jewish mentoring partnership also in Sydney as well as the online Our Space available Australia wide.

Big Brothers Big Sisters has a board of 10 directors with a chair and a deputy chair who run the organisation. Underneath them is the senior leadership team with four representatives; the chief executive officer, business development officer, operations officer and the quality and training officer. There is then a team of staff at each mentoring hub who support the volunteer mentors.

VENTURER AWARD - IDEALS

The Big Brothers Big Sisters program has had positive results in the lives of many children around Australia.

Proven outcomes of the program include:

- Educational success
- Avoidance of risky behaviours
- Higher aspirations for the future
- Greater confidence and self esteem
- Better relationships with peers and adults in their lives
- School retention
- School and community safety
- Greater employment pathways
- Participants more likely to give to charitable causes and volunteer

In the program 90% of mentors saw a positive change in the young people they were mentoring, 88% of kids in the mentor program saw positive academic improvements and 64% of young people developed a higher self esteem and confidence, showing that the program is effective and serves it's purpose in the community.

Volunteers in Big Brothers Big Sisters programs are fully supported by the Big Brothers Big Sisters staff in order to provide a positive experience, not only for the young people but for the mentors as well.

The steps to become a volunteer mentor at Big Brothers Big Sisters are:

- Submit an online application, registering your interest in becoming a mentor
- An initial interview is carried out at the Big Brothers Big Sisters office
- Read through policies and security documents, check your documentation and nominate referees
- Complete a computer based psychological test at the Big Brothers Big Sisters office
- Police, working with children and referee checks are performed
- A second interview is conducted at the Big Brothers Big Sisters office
- The Big Brothers Big Sisters staff conducts a home visit/check
- Complete online and face to face volunteer training
- You will be paired up with a compatible young person based on shared interest, personality and location
- Attend the first meeting with the child you'll be mentoring, which will be supervised
- Continue to meet with and support the child for as long as they require it

Volunteers in all of the Big Brothers Big Sisters programs are all supported mentoring coordinators on the staff who ensure that everyone is getting the most out of the programs and having fun at the same time.

VA Ideals Comparison of Islamic and Christianity

Islamic	Christianity
The Qur'an is their sacred text, the final book of revelation from God, sent down to Prophet Muhammad through angel Gabriel. The Qur'an contains every word of God.	The Bible is the sacred text which is divided into the Old and New Testaments.
Use the Hadith, which is a collection of sayings, actions and tactic approvals of Prophet Muhammad; explains Qur'an and how to practice it.	Jesus Christ is the Son of God who came to Earth to teach about love and fellowship.
Marriage is the basis of family life. It is a simple contract between a man and a woman, always performed with the consent of the couple.	Marriage is the commitment to spend their lives in the relationship. Based on love, made richer and deeper through sex. Best condition for raising children.
Disapproves of premarital and extramarital sex.	Disapproves of sex outside of marriage.
Discourages open mixing between sexes.	Male/female friendships are approved of.
Men and women are seen as equals.	Men and women are equal.
Everyone must cover bodies with decency, simplicity and modesty. Men must cover naval to knees, women must cover whole body except for face and hands. Nobody can wear tight, transparent or suggestive clothing, because it send the wrong signal to others. Pure silk and gold are too extravagant for men and are reserved for women only.	Everyone should dress with modesty and decency. Clothes or accessories should not be worn for the purpose of 'showing off' or drawing attention to ourselves. Inner beauty is far more important than outer beauty and should be more highly regarded than 'looking good'.
Teaches decency, humility, good manner and respect.	Strive towards peace and justice.
Greet each other with: 'as-salamu alaykum' (peace be upon you) and respond with 'was alaykum as salamu' (and peace be upon you).	Perform unmerited favours, 'grace'.
Prayer is important. Pray formally seven times a day; fajr (pre-dawn), dhuhur (noon), 'asr (afternoon), maghrib (sunset) and 'ishaa (evening).	Prayer is an exercise of faith and hope, admitting need and humility and claiming dependence upon God.
Must pray towards Mecca (in Saudi Arabia), as the Kaaba (a cubic structure the is the centre of the Islamic world) is situated there.	Prayer can take on different forms including written and silent communication, not just verbal.

VENTURER AWARD - IDEALS

'Islam' comes from the root word 'sa-la-me' which means peace.	'Christian' comes from followers of Christ, meaning 'like Christ'.
"No deity worth of worship but God"	There is only one God, but God is made up of consists of three 'persons': <ul style="list-style-type: none"> • God the Father • God the Son • The Holy Spirit
Muhammad is the messenger of God.	Jesus Christ is the Son of God.
Must be clean for prayer.	
During the month of Ramadan (ninth month of Muslim lunar calander), Muslim adults don't eat, drink or engage in sexual activity during daylight hours. Children, travellers, women who are menstruating, have just given birth or are breastfeeding are excused.	Christians fast when they feel the need for self discipline.

VENTURER AWARD - IDEALS

1st Hurstbridge Scout Group
Venturer Unit

The Scout Promise

This is to certify that



has participated in the unit discussion on
Personal values and morals relating to The Scout Promise
held at

Queenstown Cemetery on 11th March 2016

for

Venturer Award Ideals Activity 6.

19th March 2016

A handwritten signature in blue ink, appearing to read 'Ivan Carter'.

Ivan Carter

AVL – 1st Hurstbridge

VA Expressions

In early January, I was invited to attend a branch certified, two day "street art" course at Blender Studios. This course had 2 aims; firstly, it allowed participants to fulfil requirements for either VA Expressions or VA pursuits, while developing artistic skill, and secondly it allowed scouts to create artwork which would then be used in the upcoming Big Day Scout.

So, on the 7th of January 2015 I woke up at a stupid hour of the morning, in order to catch a bus from Katunga and then train from Shepparton, to arrive in Melbourne three hours later at 10am.

The course began at 10:30am, and According to Google maps, I could walk there and arrive with 8 minutes to spare. However, in true Google Maps fashion, this number was as accurate as lotto predications, and resulted in me asking various strangers for directions.

It turns out that the cause of the my Lostness resulted not from the inaccuracy of Google Maps, but that Blender Studios does not, in fact, have a front entrance, nor any signs to alert onlookers, such as myself, to its presence. After a phone call, I was met by one of the artists outside, and escorted in (only 10 minutes late).

I was one of about 15 attending venturers, and knew one other from my region, Madeline Crichton. We were seated around tables, sketching on stretches of Butcher's Paper as we made introductions to one another.

The day began with a tour of the studio, enlightening us to the various artists that work from Blender Studios, and the different medias which they produce; from photography to sculpture, graffiti art to "paste ups".

Artwork 1: Paste Up (11am-3pm, 4hours)

A Paste Up was to be the first art form our small group would create. This art form is achieved by taking a printed piece of paper and adhering it to a wall with the use of a paste. This paste can be made from cornflour and water, or from a watered down PVC glue solution.

We wanted our creation to be semi-permanent, withstanding any potential weather that may damage between that time and the upcoming scavenger hunt. For that reason, PVC glue solution was opted for.

We were each called into a separate room to have our photos taken. We were asked for "action shots" to depict what it means to be a scout. We were also given a box of props to use, including balls, rope, a flag, kayaking paddles and other paraphernalia. I simply chose to run across the backdrop while my photo was snapped.

These photos were then printed, almost life size. We sat on the floor with our scissors, quietly snipping away at our four foot selves. I was one of the last to finish, as I regretted my decision to not tie back my hair, and trimming between strands proved to be both time-consuming and fussy.

After FINALLY succeeding, we mixed our paste, and tripped down to a nearby alley to stick up our art. The wall belonged to a mechanic company, who were open to the idea of us decorating the otherwise blank wall with our mural.

The business was sloppy and sticky, but quite fun. The overall result being a crowd of scouts, running across the wall. In Big Day Scout, this was to be a checkpoint for scavenger hunters who would snap a photo in front of it before proceeding to their next point.

In the following picture, I can be seen in the centre (wearing a grey shirt and blue skirt) in front of our mural, alongside all other venturers who participated in its creation.

VENTURER AWARD - EXPRESSION



Artwork 2: Collage (30 minutes)

We regrouped the following day to continue our course, beginning the day with a collage. We were given a selection of magazines, including old copies of Scouts Australia. This activity wasn't in order to create artwork to be used in Big Day Scout, but to encourage us all to create, and to inspire us for the upcoming activity. Using markers, cut-outs and glue as our only materials we created these simple pieces as a "warm-up" for the rest of the day.



Artwork 3: Stencilled Graffiti Art (10:30-12.37pm 2hours 37minutes)

This was to be our major project for the day. We began with a talk from one of Blender Studios' Artists which specialised in stencil art.

We each sketched our own designs; I chose to model my art off a sketch of a scout scarf. This sketch would have to be transferable to the thin plastic that would be our stencil, and not be overly complicated to avoid it breaking or blotching.



We traced our design onto the plastic sheeting, then (very carefully) used Stanley knives to remove components that would reveal our design after painting. This element proved to be the most complicated part of the process, but with care and precision I ultimately achieved a stencil I was happy with.

Following this, we took to the Studio's alleyway to test out our stencils. For safety reasons we were asked to wear masks to prevent us from inhaling the spray paint.

After experimenting with my stencil across various surfaces; the pavement, the bricks ect. And with various colours of paint I decided to create my final work using the colours of the Yullaba scarf, my

own home troop. On a square canvas, I started the base layer with a light blue paint, and then moved the stencil slightly to create a two-toned, striped effect with a matte black to evince the bands across the scarf. Finally, I opted to colour in the woggle with the black paint again for a more solid effect and add a "splattered" result around the edges of the canvas.

The canvases were then left to dry in the alley as we ate our lunches.

VENTURER AWARD - EXPRESSION

Hour Log

Time spent on artworks: 7hours 7minutes

-The combined time spent participating in the physical creation of our artwork over the course, including all three aspects: the collage, paste-up and stencil art.

Research and Planning: 2 hours

-Time spent being taught about various mediums undertaken by artists at Blender Studios and manners in which this art can be personalised or completed personally. Also time in which we toured the studios and nearby streets to witness "street art" throughout Melbourne to inspire us with our own work.

Clearing and cleaning: 30minutes (approximately)

-Time spent cleaning and clearing areas after producing art, in order to restore the workplace to its original state.

Placing Artwork: 1hour 20minutes

-Time spent installing artwork in various places throughout the city. After the conclusion of the workshop, several Venturers, myself including, and two Rovers took the artwork to the locations throughout the city where they would be displayed the next weekend. Then, we took pictures of the work, to remember this placement later, and then took them down again to avoid theft or damage.

Travel time: 6 hours

-Time spent travelling to and from the course in Melbourne from my home in Katunga.

TOTAL TIME: 10hours 57minutes (+ 6 hours travel time)

Summary

This experience not only taught me about the various forms of street art that can be both found and made in Melbourne, but also encouraged me to create art in various forms- something I seem to do less and less over the years. Furthermore, the art we produced was beneficial to a wider cause, being a contribution to Big Day Scout. It was rewarding to have my work shown and used in this program, and to know that it was seen by hundreds of scouts across Australia in a fun activity based around art and Scouting in Melbourne's centre.

Venturer Award Lifestyles – Section 1

The use of tobacco, alcohol and drugs can have a detrimental effect on our bodies. This can cause harm to our physical and mental health. These drugs can affect everyone differently based on body type, amount taken and other substances in the system.

Tobacco, most commonly consumed by smoking in the form of cigarettes and cigars, releases the chemical nicotine along with many other poisons when smoked. The poisons found in these cigarette are also found in other products, such as methanol (rocket fuel), cadmium (batteries), and hexamine (barbeque lighter). Short term effects include a raised heartbeat, bad breath, dizziness and coughing. Long term effects after chronic use include loss of taste and smell, stomach ulcers, heart attack, stroke, various cancers and yellow fingernails. Giving up tobacco can be hard as it is addictive, with withdrawal symptoms featuring headaches, restless sleeping, cravings, anxiety and trouble concentrating. In terms of mental health, tobacco has been shown to increase anxiety and tension, as well as smoking rate in adults with depression being twice as high when compared with adults without depression.

Alcohol is a depressant (meaning it slows down the body) affects the body in many ways. Short term effects after some alcohol include slower reflexes, trouble concentrating and feeling relaxed. When a large amount of alcohol is in someone's system, these short term effects change to blurred vision, memory loss, nausea, vomiting and passing out. Effects of long term use of alcohol in large quantities includes regular colds and flus, depression, poor memory, liver disease, cancer, high blood pressure and heart disease. Alcohol can also cause people to behave impulsively and lose inhibitions, which may lead to some actions they might not have otherwise done, including self-harm and suicide.

Illicit drugs are illegal drugs such as cannabis, methamphetamine, cocaine and heroin. These drugs are made illegal by the government due to the effects they have on a person's actions and behaviours, including effects on a person's ability to drive safely. Cannabis and heroin is depressant which slows down the body's central nervous system, while ecstasy, ice and cocaine are stimulants which speed up the central nervous system. The central nervous system includes the brain and the spine. Long term effects of some popular illicit drugs include:

Cannabis – Memory loss, learning difficulties, mood swings, sore throat, reduced sex drive

Cocaine – Insomnia, exhaustion, depression, paranoia, psychosis, nose bleeds, eating disorders

Ecstasy – Colds and flus, depression, dependence on ecstasy, social problems

Ice – Restless sleep, muscle stiffness, anxiety, violence, heart and kidney problems, weight loss

Heroin – Intense sadness, constipation, damaged heart, lungs, liver and brain, vein damage

All in all, these substances all have negative impacts in the long term to a person's health, both physical and mental.

VENTURER AWARD - LIFESTYLE

Venturer Award Lifestyles – Section 3


For this section, I decided to complete regular cross country running, with my examiner being former Olympian and teacher Bill Scott, who raced in the 10,000m at the 1980 Moscow Olympics. Bill provided great feedback and a great assessor for the challenge set for myself.

To improve my running, I participated regularly over various different tracks and courses. These included:

- Reservoir Course – A measure 5km course used as a standard for timing, included a variety of challenging hills, steep descents and flat sections.
- Rail Trail – Close to my house, easy and includes gradual inclines, usually ran towards Porepunkah or sometimes towards Wandiligong
- Canyon Walk – A difficult run due to rocky terrain and stairs at time
- Cherry Walk – Difficult to access easy as on other side of town, however features many undulating hills and shaded in many parts, various distances run.

On top of these tracks, I also participated in other training exercises as a part of my Year 12 Physical Education class which assisted. These included:

- The Beep Test – I scored a 9.5, meaning I covered over 1500m in around 9 minutes before I was unable to keep up with the beeps. This session also included warm up exercises and an active recovery following.
- Fartlek Training – Focussing on speed play, this included rotations of various durations and running intensities including jogging, 3/4 pace, sprinting, walking and running backwards. This is used to test heart rate changes as it was very strenuous on the body to be changing so often. This included a warm up jog and an active recovery.



As seen in the attached log, I was running on average 3 times a week, varying depending on what else was on that week. To show an improvement, I ran the Reservoir course (the same used for the Bright P-12 College Cross Country Event) and timed myself. Times are in the table below:

Week number	Time (minutes : seconds)
0 (25/1/2016)	33:51
2 (14/2/2016)	32:47
4 (25/2/2016)	31:13
6 (9/3/2016)	28:26
8 (24/3/2016)	26:54

These timed runs were completed in relatively similar conditions as to avoid extraneous variables. This included completing these runs at a cooler temperature, usually in the evening, not running directly after a big meal and always trying in each one so the results were not affected by other variables except for an improvement in running ability. Over time I also found it easier to run certain sections of the course, and less soreness and fatigue after a run. In terms used in my P.E. class, my VO_2 max increased, therefore meaning there was more oxygen moving around my body, and due to

VENTURER AWARD - LIFESTYLE

this less soreness would be felt during and after the runs as the lactic acid was able to be moved away from the muscles quicker.

As shown by these times, my ability in cross country running improved immensely over the two month period. This running shall continue on even since the badge is done, as it is a great way to keep fit and healthy.

January 2016

VENTURER AWARD - LIFESTYLE

Monday	Tuesday	Wednesday	Thursday	Friday	Saturday	Sunday
				1	2	3
4	5	6	7	8	9	10
11	12	13	14	15	16	17
18	19	20	21	22	23	24
25 Reservoir Week 0	26	27 20 mins Rail Trail	28	29	30 25 mins Rail Trail	31

February 2016

Monday	Tuesday	Wednesday	Thursday	Friday	Saturday	Sunday
1	2 25 mins Rail Trail	3	4	5 25 mins Canyon Walk	6	7
8	9	10	11 20 mins Rail Trail	12	13 30 mins Cherry Walk	14 Reservoir Week 2
15 25 mins Rail Trail	16	17 25 mins Rail Trail	18 30 mins Rail Trail	19	20 30 mins Cherry Walk	21
22	23 40 mins Rail Trail	24	25 Reservoir Week 4	26 Beep Test 20 mins	27	28
29 30 mins Canyon Walk						

March 2016

Monday	Tuesday	Wednesday	Thursday	Friday	Saturday	Sunday
	1	2	3	4 Fartlek 30 mins	5 Cherry Walk 40 mins	6
7 Rail Trail 30 mins	8	9 Reservoir Week 5	10 Rail Trail 30 mins	11	12	13
14	15 Canyon Walk 30 mins	16	17 Rail Trail 30 mins	18 Cherry Walk 25 mins	19	20
21 Rail Trail 25 mins	22	23 Canyon Walk 30 mins	24 Reservoir Week 8	25	26	27
28	29	30	31			

VENTURER AWARD - PURSUITS

[illegible]

Assessment 1: Questions (summative): Abseiling and belaying on natural surfaces			
Questions		Candidate's answers	
Planning an abseiling activity			
1	List 6 factors or issues to consider when you are planning an abseiling activity on natural surfaces?	1 Weather 2 Equipment 3 Site	4 Participants / Team 5 Experience / Skill level 6 Policies in place
2	What legislation, policies and industry codes will influence how an abseiling activity is planned?	Scout Policies National Park Rules Duty of Care	
3	List 6 ways the weather will impact on planning an abseiling activity on natural surfaces?	1 Slippery when wet (Rain) 2 Wind - hard to abseil straight 3 Fire - evacuate 4 Flood Risk - evacuate 5 Extreme heat - heat stroke 6 Snow/Ice - slippery / freeze up	
4	List 6 places to find information to assist with planning an abseiling activity and what sort of information would you be looking for?	1 Internet to research - everything 2 National park info - internet/phone 3 Weather forecasts - internet/news 4 Vic. Scouts Website - policies/team 5 Scout Info. Book - policies/team info. 6 Abseiling books - general info/safety.	
5	Considering nutritional food and drink requirements, what would be a suitable lunch and snacks for a day of abseiling?	High energy carbohydrates. Scroggin, nuts, muesli Lots of water (at least 2L per day).	
Abseiling equipment			
6	List the personal equipment required for a safe descent on an natural or natural surface?	Harness Helmet Karabiners Closed-toe footwear Gloves	
7	What personal abseiling equipment must be fitted correctly and why?	Harness in order to support weight correctly and so you don't fall out or slide.	
8	When do you wear a helmet? Why?	When abseiling on rock or natural surface when things (eg rocks) are likely to fall from above or likelihood of swinging into rocks is high.	

VENTURER AWARD - PURSUITS

My NAME is: _____

9	What protective clothing would you wear when abseiling? Why?	<ul style="list-style-type: none"> • Closed-toe footwear to protect feet. • Cotton clothing that won't melt on ropes.
10	List 4 points to consider when selecting a harness?	<ol style="list-style-type: none"> 1 Weight of harness 2 Amount + strength of loops. 3 Amount + quality of buckles and straps. 4 Comfort + support for body.
11	How would you maintain and care for a karabiner?	<ul style="list-style-type: none"> • Check regularly for cracks and breaks. • Clean + coat with graphite after salt exposure. • Don't store in humid, salty or corrosive environment.
12	What are the advantages and disadvantages of a Figure of Eight descender?	<p>Advantages: easy control, different ways to use it and belay easy to attach to rope</p> <p>Disadvantages: easy to drop + lose, can twist ropes around</p>
13	What causes damage to abseiling ropes?	<ul style="list-style-type: none"> • Friction from use • Sharp rocks can break ropes. • When not dried out properly ropes can go mouldy.
14	How should you care for abseiling ropes?	<ul style="list-style-type: none"> • Check regularly for defects • Avoid stepping on them • Dry after use • Rotate if sharp rocks • Check regularly for fraying
Abseiling knowledge and skills		
15	List your top 8 safety rules and actions to follow when abseiling on natural surfaces?	<ol style="list-style-type: none"> 1 Always wear a harness 2 Ensure anchor points are secure 3 Don't go abseiling alone 4 Remain attached to safety lines or ropes 5 Use belay (top, bottom or self) 6 Lock karabiners 7 Use safety calls 8 Wear a helmet + closed toe shoes.
16	What do the following voice calls mean and when are they used? <ul style="list-style-type: none"> • On rope • On belay • Abseiling • Abseil when ready • Safe • Off rope • Below • Rope below 	<p>On rope: Before abseiler jumps Abseiler attached to rope to abseil</p> <p>On belay: When belay is ready Belay on rope to belay</p> <p>Abseiling: When abseiler is ready Abseiler about to descend</p> <p>Abseil when ready: In reply to abseiler being ready Belay ready to belay, abseiler can start.</p> <p>Safe: When abseiler lands Abseiler safe on ground</p> <p>Off rope: When abseiler is off the rope Abseiler has all equipment off rope.</p> <p>Below: When objects fall An object is coming from above (throwing or falling down)</p> <p>Rope below: When ropes are falling down A rope is being thrown down</p>

VENTURER AWARD - PURSUITS

My NAME is: _____

Assessment 2: Exercise (summative): Personal plan for an abseiling activity on an natural surface

1	When will this abseiling activity happen?	12 th -13 th of March 2016	
2	What is the location for the abseiling activity on an natural surface?	Peterson's Lookout, Yallourn North	
3	What communications equipment will I be carrying?	Mobile phone	
4	Who will be the emergency contact who will hold a copy of the abseiling activity plan?	Matt Conway + abseiling team	
5	What weather conditions will I expect?	Cloudy with a few showers 25°C - 30°C	
6	What will I wear on this abseiling activity?	Long shorts, cotton t-shirt, hike boots harness, helmet, gloves.	
7	My personal gear list for this abseiling activity	- Clothing - Raincoat - Food - Toiletries - nappies! - Water - Closed footwear (hike boots) - Sleeping gear	
8	My personal food menu	- Nuts - Pasta - muesli bars - Dry biscuits - Roll	
9	My water requirements	2L per day = 4L total	
10	List of 10 potential hazards and risks I expect to encounter on this abseiling activity on an natural surface?	1 Rocks slippery if rain 2 Uneven surfaces 3 No water source 4 Inexperienced abseilers 5 Moss making it slippery	6 Equipment failing or not enough 7 Slips or falls walking back up 8 Hair or clothing getting caught 9 Objects falling 10 Losing control of ropes
11	10 actions I will take to minimise impact to the environment while participating in this abseiling activity?	1 Take all rubbish 2 Stay on marked tracks 3 Ensure trees won't break 4 Watch where stepping 5 Don't dig out tracks	6 Don't mark areas or spots 7 Use padded sling etc on trees 8 Don't leave gear on plants 9 Don't destroy animal nests etc 10 Don't leave any equipment behind

The candidate demonstrated personal planning a for a abseiling activity and is considered to be satisfactory

Supervisor's Name:

Signature:

Date:

QUEEN'S SCOUT

QUEEN'S SCOUT - OUTDOOR

For my QS Outdoors I have been on three ski trips during the 2015 ski season, two of them to Mt Hotham and one to Mt Buller.

The first ski trip I went on this season was with my family at Mt Hotham from on the 13th – 17th of July. We left at about 2:30am on Monday morning to get to Mt Hotham at about 7:30am. I then did 5 days of full day ski lessons in level 6 of the Kid's Klub ski school. I also skied before and after ski school, so that each day I skied for an average of 7.5 hours, a total of 37.5 hours over the week. For this week my instructor was Martina, who is an instructor at the Mt Hotham Race Club so we did a lot of carving race turns and short turns on very steep black runs. By the end of the week I had dynamic long turns and powerful short turns.

The second ski trip I did this season was a day trip with my school on the 14th of August. I was asked to go on the Yr 8 ski trip to Mt Buller as a student leader to help the Year 8's learn to ski. We met at school at 3:30am and then got on a bus to Mansfield. Once we got to Mansfield I helped the Year 8's to get their hire gear, particularly with getting boots on a off and labelling their gear. After some breakfast we went up the mountain and all of the Year 8's went into their lessons. During these lessons I went around the mountain with some of the teachers to check out the snow conditions on some of the runs. After their lessons I then got to ski with some of the students and help them with their snowploughs to stop and how to turn for a couple of hours before lunch. After lunch I skied with some of the Year 8's to keep on helping them a bit and then went out to some of the harder runs with a couple of the teachers. We skied for a total of 7 hours before getting on the buses back to Mansfield and then back to school.

The last ski trip I went on this season was a ski trip to Mt Hotham with the Scouts and Venturers from my group. For this trip I also got to help with the planning. I planned out the costs for everything (accommodation, lift tickets, lessons, patrol, resort entry and food), planned out the menu and also made the information flyers for the trip. We left the Scout hall on Friday afternoon and arrived at Mt Hotham at 8:30pm. Once we arrived we went straight to the ski hire shop where I helped the Scouts and Venturers to get all of their gear organised and then showed them over to the lodge we were staying at. Once in the lodge we all got settled into our rooms, had supper and went to bed. The next day I did a full day Kid's Klub lesson (Level 6) and then skied with the Scouts in the afternoon, once again helping them with their turns and such. On the second day I did a half day Kid's Klub lesson and then spent the afternoon in the extreme zone (double black runs) and then in the terrain park, working on my jumps and tricks. That evening the Scouts and Venturers went home but my family stayed up for another day. On the Monday we had fresh powder so there was some amazing snow to ski in. I did another full day Kid's Klub lesson where we went around the mountain looking for the best powder to ski and worked on our short turns and powder skiing techniques. Over this weekend I skied a total of 21 hours and got really good at skiing in fresh powder on steep black runs, got my sideways slide over a box and also my grab over a jump.

Overall I think that this ski season has been amazing, I have skied a total of about 65.5 hours, gotten much better at my short turns on steep black runs, both on icy snow and in powder, my dynamic long turns are now at race level and I have also gotten more tricks in the terrain park.

QUEEN'S SCOUT - OUTDOOR

	Child (14 and under)	Youth (15 and over)
Accommodation	\$70	\$70
Lift and lesson (2 days)	\$233	\$274
Ski Hire	\$70	\$90
Car Parking	\$30	\$30
Petrol	\$40	\$40
Food	\$30	\$30
TOTAL	\$470	\$530

In order to book the accommodation a deposit of \$100 per person is required by Thursday 13th August. Please note this money will be used to confirm accommodation. For cancellations, refunds will be based on the refund policy of the selected accommodation.

As we are staying in a lodge we cannot guarantee we will be able to accept late bookings. It will be subject to bed availability.

Please pay the deposit in to the Scout Troop (not Group) account:

61 01 2

✂-----✂-----✂-----✂

My child _____ will be attending the snow camp at

Mt Hotham on the 5 – 7th of September 2015.

Enclosed is a deposit of \$100 per child.

I understand that refunds will only be given if refunded by the accommodation.

Parent/Guardian Signature: _____

DOWNHILL SKIING

RULES

- Always stay in control and be able to stop and avoid other people and objects
- Know your own ability and ski within that
- Use appropriate equipment to minimise risk of injury
- Use lifts safely and know how to get on, ride and get off safely
- Always use safety bars on chairlifts
- Read and obey all signs and warnings
- Don't ski on closed runs or trails
- Give way to people below and beside you on the run
- Don't stop where you can't be seen by people above you
- Look uphill and give way to other people when going onto a run of coming off a trail
- Make sure that all your equipment is in good condition
- Don't ski, ride a lift or undertake and other alpine activity when under the influence of alcohol or drugs
- If you are involved in or see an accident alert the ski patrol and remain at the scene until told that you can leave
- Use devices to prevent runaway equipment (e.g. pole straps)
- Take lessons to learn and improve skills

SKILLS

Beginner Skills

- Snowplough stop
- Snowplough turns
- Riding a chairlift
- Basic Christies (Parallel before fall line)

Intermediate Skills

- Hockey Stops
- Small Jumps
- Parallel for most of turn
- Changing ski edge at start of turn
- Pole plants
- Ski in small bumps
- Parallel on blue runs

Advanced Skills

- Always parallel on all runs
- Ski with body separation
- Short turns
- Ski switch (skiing parallel backwards)
- Ski fast using edges (carving)
- Skiing large bumps (moguls)
- Terrain park/tricks (boxes, rails, large jumps, 180s, grabs)
- Dynamic long turns

Equipment

SKIS

All mountain (most common types of ski, used for skiing in all conditions), twin tip (used for terrain park and trick skiing), powder (used for skiing in deep powder) or race (stiffer skis used for racing).

BOOTS

Softer boots for beginners/less aggressive skiers and stiffer boots for advanced/more aggressive skiers.

POLES

Beginner kids don't usually learn to ski with pole, they start to use them when they are skiing parallel however adults do usually learn using them from the start.

CLOTHING

Waterproof clothing including pants and a jacket or a suit as well as thermals, ski socks, jackets/vests, neckwarmers and beanies for warmth.

GLOVE/MITTENS

Waterproof gloves or mittens.

HELMET

Helmets are not compulsory but are highly recommended at most resorts and are usually compulsory in kids ski lessons.

GOGGLES/SUNGLASSES

Goggles or sunglasses to protect eyes from glare and snow.

QUEEN'S SCOUT - OUTDOOR



The image is a skill chart for 'kids snowzone skiing'. It features a header with a blue mountain range and the text 'kids snowzone skiing'. Below this are three sections: 'LEVEL 4', 'LEVEL 5', and 'WORKSHOP'. Each section contains a list of skills with checkboxes. To the right of the text is a blue silhouette of a skier in a dynamic pose. At the bottom is the word 'HOTHAM' in large, bold, black letters.

kids snowzone skiing

LEVEL 4

- ☒ I only use a tiny snowplough to start my turns
- ☒ I can stay balanced and safe over a small jump
- ☒ I can make hockey stops to both sides
- ☒ I can tap my inside ski through the whole turn
- ☒ I can change my inside ski edge at the start of the turn
- ☒ My skis are parallel for most of the turn
- ☒ I am ready for Level 5

LEVEL 5

- ☒ I can ski responsibly with my poles
- ☒ I can start a turn lifting my inside ski
- ☒ I can turn both my feet into the turn at the same time
- ☒ I know how to pole plant correctly
- ☒ I have balance and speed control in small bumps
- ☒ I always ski parallel on blue runs
- ☒ I am ready for the Workshop Level

WORKSHOP

- ☒ I turn with my legs and keep my body quiet
- ☒ I can make short turns
- ☒ I can ski switch safely
- ☒ I can ski fast using more edge
- ☒ I can ski with confidence in the bumps
- ☒ I can make short turns on steep black runs
- ☒ I can ski zipper line bumps
- ☒ I can slide sideways on boxes or rails
- ☒ I can make dynamic long turns
- ☒ I can do a 180 over a jump
- ☒ I can get a grab over a jump
- ☐ I ski dynamic turns everywhere, in all snow conditions

HOTHAM

Queen Scout Service Hours

Date	Activity	Time	Hours (All Together)
TERM 1 2015			
2 nd February 2015	Planning Night	7:30-9:30pm	2hrs
9 th February 2015	Water activities at the hall.	6:30-8:00pm	3hrs 30mins
16 th February	Hays Paddock, obstacle course, scavenger hunt, pancakes.	6:30-8:00pm	5hrs
23 rd February	Badge work, plaster cast of leaves and animal prints, native plants.	6:30-8:00pm	6hrs 30mins
23 rd March	Navigation, walkie talkie, Easter egg hunt.	6:30-8:00pm	8hrs
TERM 2 2015			
Planning Night		7:30-9:00pm	9hrs 30mins
27 th April	Nature walk at darebin park, investiture of 2 cubs.	6:30-8:00pm	11hrs
4 th May	Mother's day gifts, bathsalts and cards, pram/mother's day relay.	6:30-8:00pm	12hrs 30mins
18 th May	Camp fire, cooking marshmallows, fire safety, camp songs.	6:30-8:00pm	14hrs
25 th May	Police visit, safety talks, toilet tiggy wink murder.	6:30-8:00pm	15hrs 30mins
1 st June	Cooking badge, chicken and corn soup, sausages, mash potato, carrots, beans, honey joys.	6:30-8:00pm	17hrs
TERM 3 2015			
13 th July	Planning Night	7:30-9:00pm	18hrs 30mins
20 th July	Games night, bowling, chair soccer, knuckles, marbles, tin can alley, supper at the end.	6:30-8:00pm	20hrs
27 th July	Bring a friend night, cooking damper on camp fire, tin can lanterns.	6:30-8:00pm	21hrs 30mins

QUEEN'S SCOUT - SERVICE

31 st August	Word engraving, chair soccer, knot board.	6:30-8:00pm	23hrs
14 th September	Movie Night, popcorn and milo supper.	6:00-8:00pm	25hrs
TERM 4 2015			
5 th October	Planning Night	7:30-9:00pm	26hrs 30mins
12 th October	Jungle book fruit salad. Jungle book games, Trivia, yarn.	6:30-8:00pm	28hrs
19 th October		6:30-8:00pm	29hrs 30mins
26 th October	Dingo lady, Games, Toilet tiggy.	6:30-8:00pm	31hrs
TERM 1 2016			
1 st February	Planning Night	7:30-9:00pm	32hrs 30mins
15 th February	Games night, chair soccer, Frisbee gold, mini golf,	6:30-8:00pm	34hrs
22 nd February	Water safety night, noodle races, volley ball, scouts water safety talk.	6:30-8:30pm	36hrs
29 th February	Bike ride, bike safety, icy poles, signals	6:30-8:30pm	38hrs
7 th March	Gardening badge, scarecrow tiggy, grass heads, pea plants.	6:30-8:00pm	39hrs 30mins
TERM 2 2016			
11 th April	Planning Night	7:30-9:00	41hrs
2 nd May	Mother's Day craft night, make cards and fancy coat hangers, Mother's Day relay.	6:30-8:00pm	42hrs 30mins
9 th May	Citizenship walk, Australian citizenship helping people in need, good turns.	6:30-8:00pm	44hrs
16 th May	Australia nigh, folding flag, coat of arms, flora + forna, meat pie and wattle biscuits.	6:30-8:00pm	45hrs 30mins
23 rd May	Venturer Night, venturers organize activities for the cubs, games and obstacle course.	6:30-8:00pm	47hrs
30 th May	Dark Night, photograms kaleidoscopes blind fold guiding people.	6:30-8:00pm	48hrs 30mins

QUEEN'S SCOUT - SERVICE

6 th Jun	Codes and Signals, sign language, invisible ink, secret codes, phonetic alphabet, discuss codes and passwords.	6:30-8:00pm	50hrs
---------------------	--	-------------	-------

During my time helping at the 10th Ivanhoe Cub Scout pack I learnt many things on how the pack is run and what it is like the help run activities. I have learnt many valuable skills about how to interact with young kids. I have also learnt how long it really takes and the amount of effort required to setup all these activities and what can go wrong right and many other things that can happen. Being able to control these young kids with very short attention spans is very hard, you need to explain many things more than once and explain it in very simple steps. Fiona was very grateful to have me helping her because many hands make light work especially when it is sort hard to run a Cub Scout pack. I am also very grateful to have Fiona as a mentor and assessor because she has taught me many things about how hard she works and how much effort goes into making Cub nights amazing.



ACTIVITY 4

Service Record

Venturer: [Redacted]
 District: Bangalore
 Telephone Number: [Redacted]
 Unit: 10th Vanhoo
 District: Bangalore

3. Have a personal games book, or know where to obtain such resources.
Date/8/7/16 Signature [Signature]
4. Run games successfully.
Date/8/7/16 Signature [Signature]

3 CEREMONIES

1. Explain the purpose of the various ceremonies.
Date/8/7/16 Signature [Signature]
2. Know the role of the Helper in ceremonies.
Date/8/7/16 Signature [Signature]
3. Participate in various ceremonies.
Date/8/7/16 Signature [Signature]

ALTERNATIVE 1

Minimum 10 hours over 2 month period.
 Parts 1, 2 and 3 – Service with Mob / Pack / Troop
 Group: [Redacted]
 District: Completed
 Leader in charge: [Redacted] Date / /
 Unit Council Approval: [Redacted] Date / /

6 THE SECTION

1. Discuss the structure and operation of the section from a Leader perspective.
Date/8/7/16 Signature [Signature]
2. Describe the role of a Helper within the section.
Date/8/7/16 Signature [Signature]
3. Understand the structure of the program within the section.
Date/8/7/16 Signature [Signature]

7 TRAINING COURSE

1. Attend relevant training course, or if D/VSC considers attendance impractical, it may approve the completion of course requirements by other methods.
Date/30/5/15 Signature P. RUTLEY

1 AWARD SCHEME

- Joey Scouts:
 1. Discuss the importance of theming for the Joey Scout section.
 Date/8/7/16 Signature [Signature]
 Cub Scouts and Scouts:
 1. Discuss how the Award Scheme is used for development of the Cub Scout or Scout.
 Date/8/7/16 Signature [Signature]
 2. Explain the progressive nature of the Award Scheme.
 Date/8/7/16 Signature [Signature]
 3. Discuss the difference in the standard.
 Date/8/7/16 Signature [Signature]

2 GAMES

1. Explain the use of games as a training method.
Date/8/7/16 Signature [Signature]
2. List some hints for running games successfully.
Date/8/7/16 Signature [Signature]

4 PROMISE AND LAW

1. Recognise the need to interpret Promise/Law in terms of the age of the Joey Scout/Cub Scout/Scout.
Date/8/7/16 Signed [Signature]
2. Identify problems that might be encountered in explaining the Promise/Law.
Date/8/7/16 Signed [Signature]

5 INSTRUCTION SKILLS

for the Cub Scout or Scout section only

1. Recognise the skills and resource material involved in training others.
Date/8/7/16 Signature [Signature]
2. Run sessions applicable to the Award Scheme.
Date/8/7/16 Signature [Signature]
3. Make or use resource equipment.
Date/8/7/16 Signature [Signature]

Service within Scouting

- Purpose
 • Understand the basic principles of Scouting through the eyes of a young Leader.
 • Experience practical Scouting activities.
 • Identify the role of section Leader and Instructor/Helper.
 • Demonstrate competencies needed to carry out the role of an Instructor/Helper.

ALTERNATIVE 2

Minimum 20 hours over 4 month period.
 Parts 1 through 7
 Service with Mob / Pack / Troop
 Group: 10th Vanhoo
 District: Bangalore
 Completed
 Leader in charge: [Signature] Date/8/7/16
 District/Zone Approval: [Redacted] Date / /

THE SCOUT ASSOCIATION OF AUSTRALIA
(Victorian Branch)




Certificate of Attendance

This certificate is awarded to

10TH IVANHOE

**In recognition of attendance at
YOUTH HELPER COURSE**


Peter RUTLEY on behalf of
State Commissioner--Adult Training and Development
Scouts Victoria

30th May 2015



Leadership Course

This certifies that

A. Venturer

has attended and successfully
completed a leadership course
held at

Treetops Scout Camp

on
13th April 2014

This course is designed to develop
Venturer Scouts in all aspects of
leadership skills.

VSL 2190

DATE

13/04/14

Dr. W. Bruce Ellis J.P


COURSE LEADER

LEADERSHIP COURSE

Young people who have completed this course have received instruction, and are proficient, in leadership methodology and techniques.

The modules successfully completed are:

Effective Public Speaking
Styles of Leadership
Responsibility of Leadership
Handling a Leadership Role
Communication
Planning & Organisation
Time Management
Goal Setting
Decision Making
Chairmanship & Meeting Procedures
Self Esteem
Team Building

As a leader of a small team, the person mentioned on the front of this document has displayed excellent leadership skills and played a part in the management of a major leadership exercise.



Victorian Branch Commissioner, Venturer Scouts

Date

13/4/14

QS Leadership

Aspect 1.



Between the 23rd-25th of May 2014 I attended a branch run Leadership Course at Nagambie in order to fulfil element one of the badge. Participants discussed areas of leadership including time management and organisation, delegation and consideration, responsibility, communication, teamwork and co-operation, problem solving and perseverance. These characteristics were explored through speeches prepared and delivered by each venturer, as well as through

practical activities. The weekend was themed, with each of us being divided into groups which were then put in charge of one of four islands in an archipelago. However, disaster struck often on these islands, forcing us to make sacrifices, be resourceful and take initiative.

Following are brief summaries and definitions of the elements of leadership, sourced from online Sites and furthered with my own knowledge:

Planning: planning is a process which helps you to focus your ideas and decide on the steps you need to take in order to achieve a particular goal. Planning is vital at all levels in leadership. You need to plan your own tasks and time. Senior management will need to plan the goals and aims of the company as a whole.

As the saying goes – 'fail to plan, plan to fail'.

Organisation: Organizational skills can be termed as a set of skills that help you achieve your higher goals in life. These skill sets help you plan, implement the procedures, monitor growth and ultimately achieve your set goals. This can include management physically, such as with papers and resources, with time or mentally with one's assessment of their abilities in relation to a task.

Decision Making: The thought process of selecting a logical choice from the available options. When trying to make a good decision, a person must weigh the positives and negatives of each option, and consider all the alternatives. For effective decision making, a person must be able to forecast the outcome of each option as well, and based on all these items, determine which option is the best for that particular situation

Communication: "Leaders must have an astute clarity of expression, communicating thoughts entirely synchronized with the messages delivered AND received. A leader must have the ability to communicate effectively at every level in your organization."

QUEEN'S SCOUT - LEADERSHIP

Delegation: "A senior executive leader must have confidence to delegate work to his or her team and step back - leaders are there to empower others to become leaders and managers themselves."

Co-Operation: "Absolutely essential is the ability to create and maintain trust and respect between team members quickly and effectively. A leader should be able to spot key problems and empower management to iron out any issues."

Aspect 2

'After completing the Leadership Course, demonstrate application of management and leadership by doing one of the following'

- A) Be a member of the Unit/District/zone/Region/Branch Venturer Scout Council for a term of six months as either an elected or co-opted member.

Prior to the Leadership Course, I served as Vice Secretary of the Yullaba Venturer Unit. However, I succeeded this role with one of greater importance, requiring me to utilise the skills I had learnt over the weekend.

February- August 2014: During these seven months I served as the Chairman of the Yullaba Venturer Unit. In this role I ran at least four Unit Council Meetings, and undertook significant roles in the running of the unit. This included assuming some organisation of troop activities, communicating to troop members and troop correspondents and forming programmes. This forced me to use delegation skills, communication skills, planning and organisation (especially in the areas of time management as this was a further responsibility in my weekly schedule) and co-operation with members of my unit. **(12 hours of meetings, extended time in organisation and communication)**

FURTHER INVOLVEMENT:

August 2014- August 2015: For a year following my position as Unit Chairman, I assumed the role of Unit Secretary. This helped me further my skills in management and communication, as well as organisation to document and distribute minutes from over 7 Unit and Region Councils. Over the year I improved my professionalism in this field, learning a valuable life skill which I believe will be highly useful in my adult life.

Queen Scout Expressions – Videography

Over the course of 2014, I worked with both Alpine and Indigo Shires and local FReeZA Crews to film the local North East Skate Park Series which runs heats in Myrtleford, Mount Beauty, Tangambalanga, Yackandandah, Rutherglen, Bright, Beechworth and Chiltern.

I was able to attend all heats of the 2014 series and shoot footage at each one. Over the course of the series my style of filming improved immensely. I was able to frame up my shots better, anticipate what was coming next and steady my shots on the tripod.

All of the equipment used for the film was my own. My gear included a Canon 60D camera, rode microphone, lenses including 18-55mm, 55-250mm, 30mm and 50mm, tripod and follow focus system.



Over the length of the season I had shot 75 gigabytes of footage, mainly of the skating but also some of other aspects of the events such as the music and arts activities, local bands performing and of the MCs during the skate heats.

Editing the film took some time due to Annette (my examiner) and myself not being able to meet up due to her busy work schedule and my school work. However towards the end of 2015 we sat down and she assisted me in editing the footage and also what she wanted to see in it, including things like showcasing a variety of riders, including local shire logos and an even amount of skate board, scooter and BMX where possible. Below is a screenshot of the timeline from the edit, showing all the clips, audio and effects used on the film.



The music track "Catch a Word" was sourced from former local band Bea's Window. Contact was made with members of the band to claim rights to use their original track in our film, however was originally quite tricky as the band broke up in 2012.

In the end a 2 minute 30 second video was produced and published on facebook on the Indigo Shire page. The major purpose of the project was completed, showing an improvement in filming over the series as well as being a great future promotional tool for the skate park series for their upcoming 2016 season.

QUEEN'S SCOUT - EXPRESSION

Frames from North East Skate Park Series Film

