

PREPARE FOR
ADVENTURE
PREPARE FOR LIFE



2017 INFO BOOK

PROGRAM PLANNER

Events - major & sections | Program calendar | Activities & campsites

MAJOR EVENTS



ROVER MOOT

DECEMBER 27, 2016 - JANUARY 6, 2017



21ST NZ SCOUT JAMBOREE

DECEMBER 29, 2016 - JANUARY 7, 2017



CUBOREE

OCTOBER 2 - OCTOBER 6, 2017



AUSTRALIAN VENTURE

JANUARY 2 - 13, 2018

2017 is Year of The Group

Planning for The Year of The Group began shortly after our August 2016 Section conferences, which focussed on Program - the adventure and new skills that attract and retain young people in Scouting.

For 2017 we have decided to focus on the Group. The Scout Group is the basis of all Scouting.

We called on the experts – a diverse group of Group Leaders – to define the aims of a 12-month program focussing on Groups.

Their aims for 2017 include:

- For every Group in Victoria to have a dedicated Group Leader (and many Assistant Group Leader)
- For Groups to be like happy families, each with its own Group culture
- Systems that make it easier to run Scout Groups
- Positive lasting change – for the benefits of The Year of The Group to extend well beyond 2017

They have many ideas for 2017, including events for Group Leaders (personal development, networking and fun!), Group events, and a drive to attract more Leaders and Adult Helpers to share the load.

They see a Group as an extended family. A Group includes the Leader Team, the five Sections, the Group Support Committee, and all the families that belong to the Group.

A good Group is a community, and also part of its local community with connections to its schools, council, politicians, and other local organisations. It is youth-led and adult-supported. Sixers, Patrol Leaders, and Venturers should be driving their own Program, with supportive adults helping them achieve their goals.

I urge you to embrace The Year of the Group. It may change the way we do Scouting, as we celebrate and enjoy Scouting together, and build Groups which are sustainable and where many adults share the work and fun. Mostly I hope your Group will enjoy the year, and develop its own culture and practices that reflect your local area and the families that comprise your Group.

We have learned from the planning sessions for The Year of the Group that every Group is unique. But there are also challenges which are common to most Groups - large and small, rural and metro, new and established.

These include recruiting Leaders to share the load and avoid burnout, training new Leaders and Adult Helpers in the shortest possible time, and administrative areas including finance and membership.

I hope all Group Leaders will enjoy their journey through 2017, and, I urge Groups which don't currently have a dedicated Group Leader to try to recruit your Group Leader as soon as possible so that they will enjoy the benefits and support of The Year of The Group.

Without a dedicated Group Leader your Group will struggle to reach its full potential.



Brendan Watson OAM
Chief Commissioner
Scouts Victoria

MAJOR EVENTS	3
Joey Scouts	3
Cub Scouts	3
Scouts	3
Venturers	6
Rovers	8
CHOOSE YOUR OWN ADVENTURE	10
YOUTH CALENDAR	13
YOUTH PROGRAM	17
Age Ranges	17
Program Support Team	18
Messengers of Peace	18
Youth Leadership	19
SECTIONS	21
Joey Scouts	21
Cub Scouts	23
Scouts	27
Venturers	30
Rovers	32
ALL SECTION SCOUTING	37
Diversity and Inclusion	37
Environment	38
International	40
UNIFORM	44
ADVENTUROUS ACTIVITIES	49
SPECIALISED SUPPORT ACTIVITIES	72
CAMPING	76
INDEX	84

JOEY SCOUTS

HOP into Science!

April 29 2017

Joey Scouts from across the State will converge on Scienceworks to learn about the science of Scouting. All will be revealed in Be Informed and on the web

HOP into the Zoo!

November 18 2017

Hop into the Zoo is a Zoo Day Challenge for Joey Scouts all over Victoria. It can take place at Melbourne Zoo or at your local zoo if you have one. If you're travelling from outside Melbourne, your Joey Mob might like to have a sleepover in a Melbourne Scout Hall.

CUB SCOUTS

Cuboree 2017

October 2 – October 6 2017

With our 1001 Nights theme we will go on an adventure with Aladdin and his lamp, visit Ali Baba and his 40 thieves and sail with Sinbad on one of his classic voyages. Follow all the Cuboree news and updates on the Cub Scout page on Scouts Victoria website and the Scouts Victoria Cuboree Facebook page.



SCOUTS

Stradbroke Cup

Brucknell, April 8-11 2017

Eumeralla, Mafeking, Gilwell Park, Treetops, April 13-17 2017

A Scout section event run over the Easter weekend at several venues around Victoria, the Stradbroke Cup is a camping competition with the highest achievers becoming co-holders of the Cup. However, there is also an extensive program of activities available at all venues and Patrols who wish to simply have a fun camping weekend, without actually entering into the Stradbroke competition, are also welcome. Most Stradbroke Cup venues will allow Troops to arrive from Thursday evening. This is a perfect way for Scouts to satisfy the "four nights under canvas consecutively" requirement for a Jamboree or extended camp. The whole event is an opportunity for Scout Troops and Patrols to have an enjoyable camping experience and experience the fellowship of a large combined camp.

Contact: your Scout Commissioners



Scout Hike

May 19-21 2017

A hiking and camp craft event for Scouts who do not go hiking regularly, Scout Hike provides an opportunity for experienced Scouts and Patrols to compete for a perpetual trophy. All Patrols who participate receive a pennant and each Scout receives a badge. Leaders are encouraged to get involved in assisting their Scouts to increase their knowledge of hiking and lightweight camping. The selected state forest area is divided into six compulsory campsites and activity points are spread between. Each Patrol hikes to and participates in as many activities as possible, before reaching their set campsites on the Saturday, and again on the Sunday before reaching the HQ site. Activities are centred on a theme and based on the targets and challenges. Scouts are bussed into the area on the Friday night (departing 7pm) and home again on the Sunday returning to designated points around 5pm. Contact: Scout Commissioner Mt Dandenong, Ian Lancaster - scouts.comm.mtdandenong@vicscouts.asn.au.

Fantastic Race

August 5-6 2017

The race is held across the State on the closest weekend in July/August to World Scout Day. Past events have incorporated a scavenger hunt, traditional wide game concept; points for/off; follow the spy; etc. Thousands take to the streets, the trains, the buses and on bikes over the State. Let's make 2017 a BIG year. Contact: Your Scout Commissioner. Event details are as follows:

- Event to be District run
- Scouts to operate in Patrols
- Patrols to visit bases to be set a challenge
- Clues to be given to next base
- Scouts to use public transport
- All Patrols to arrive at a common point
- Activities could incorporate award scheme
- Safety to be paramount

Scout Youth Forum

August 11-13 2017

This event for Scouts will be held at Eumeralla. Participants are the selected representatives of Scouts throughout Victoria. They will spend a weekend involved in a range of fun activities, while considering and debating future directions for the Scout Section in Victoria. Through the State Youth Forum, Youth Members are taking increasing responsibility for key decisions which impact on the Scout Section in Victoria. Youth Forums have in the past, designed and implemented various post-Jamboree Award Schemes including the new approach to Outdoor Activity Awards; Fantastic Race Beanies and the Bay Jam Camp. Contact: Your Scout Commissioner or State Commissioner Scouts.

Cohen Shield

September/October 2017

A competitive Patrol Activity for Scouts held at a number of locations throughout Victoria at where Patrols compete in five Scoutcraft activities. Patrols qualifying in each of the five activities become co-holders of the Cohen Shield. Most venues offer Cohen Shield as a weekend event, where Patrols have the chance to participate in a range of other fun events in addition to the main Cohen activities. However, some venues operate Cohen as a single day event, or offer Patrols the opportunity of participating only in a one-day competition. Check with individual venues to see what is offered. Patrols are especially encouraged to explore new locations - Metro Troops could try a country location and vice versa. Refer to the web in May/June, your Scout Commissioner, or Darrell Lewis: cohenshield@vicscouts.asn.au.

Gilweroo

November 17-19 2017

An activity camp weekend at Bay Park, Mount Martha. Activities include abseiling, archery, BMX Bikes, canoeing, catapults, challenge valley, T-Shirt screen printing, rocket launchers, air rifles, water slide, slot cars, volleyball, bush boards, clay modelling, disco, flying fox, movie, frisbee golf, low ropes course, bush putting, pyro graphics, space shuttle, sock wrestling, speed ball, sumo wrestling, badge swapping, tattoos, Catch 4 and Twister. For information and bookings go to www.gilweroo.com.au.

Bay Jam

January 8-14 2018

A state wide camp to be held at Bay Park, Mt Martha. Designed by Scouts from the State Youth Forum as a camp where Scouts and Leaders from all over Victoria can come together for a week to participate in great activities and make new friends. Bay Jam is great preparation for the 2019 Australian Jamboree.



Patrol Activity Camping

Patrol Activities are a key part of the Scout Program. Gilwell Park, Clifford Park and Treetops are campsites where regular scheduled Patrol Camps are available for Scouts. Gilwell Park Patrol Camping provides all camping and activity equipment and Scouts only need to come with their food, personal items and their completed health form. Clifford Park and Treetops require each Patrol to bring all their own camping equipment, food, personal items and completed health forms. To view details of a camp, visit www.scoutsvictoria.com.au

These activity camps can also be presented to your Troop Council as a Patrol Activity.



State Leader Patrol Activities (Gilwell Park)

Contact: Ian Campbell

Gilwell Park is located 5.5 kilometres north of Gembrook on the Gembrook Launching Place Road.

The Outdoor Activity Centre can be found by travelling west through gate 4 and is located adjacent to the Boy's Field and Storm Hut.

The Outdoor Activity Centre at Gilwell Park provides a range of fun and learning activity weekend programs. All the necessary camping tents, cooking and activity equipment is provided for Patrols who participate. No more wet tents to hang! Patrols need to provide their own food for a combined menu, and should include matches, pot scourers and suitable bags for recyclables and rubbish. It is also suggested Patrols supply their own DRY firewood to help with Gilwell Park's environment.

Refer to www.scoutsvictoria.com.au for up to date details, what to bring and all other relevant information. Please ensure full details are given to Patrols attending.

Patrol Activity Camps

Patrol Activity Camps are conducted to provide a Patrol the opportunity to camp together and participate in a range of activities provided by skilled personnel with or without an accompanying Leader from their Troop on the third weekend of nominated months. Cost \$12 each. (First aid \$20) Location: Clifford Drive, Wonga Park - Melways 24 J-6. Send applications to PAC, Clifford Park, P.O. Box 4184, Knox City Centre, 3152

State Leader Patrol Activity Camping Treetops

Contact: David Reeve - patrolactivitycampingtreetops@gmail.com

Treetops is located approximately 45 minutes from Melbourne, 4.5 km from the centre of Riddells Creek, easy access by both car and train (V/line)

Patrol Activity Camps are run on a regular basis to provide Patrols the opportunity to camp together and participate in a range of activities provided by skilled people.

NZ Jamboree

December 29 – January 7 2017

Over 250 Scouts and Leaders are going to a jam packed event at Renwick South Island New Zealand. NZ Jamborees are a great opportunity for a first time overseas Scouting experience, the activity program is different, the size of the site is smaller making it easier to move around and catch up with new friends. Around 4000 participants attend the NZ Jamboree.

Facebook: 21st New Zealand Jamboree - Australian Contingent



VENTURERS

Anything Goes – start of year activity camp

An annual activity camp for Venturers held at Lardner Park near Warragul, on February 24-26 2017. The cost is \$70 for Venturers with Leaders and Rovers at no cost. Activities include helicopter joy flight, surfing, scuba try dives, horse trail riding, laser tag, high ropes course, plus many more on site activities. Registration is online at www.anythinggoes.net.au. Registrations close two weeks before the event - but get in quick, activity spots fill quickly and are first come, first served. We do not accept applications after the closing date. Contact Phillip Britt - admin@anythinggoes.net.au



Vic Gathering - end of year chill camp

December 1-3 2017

A fun weekend for Venturers and Guides run by an experienced committee, with support from Leaders and Rovers to provide you with activities to help you to unwind at the end of a busy year. We encourage Units and Districts to come together for a Group meal, as this is a great opportunity for new Venturers to make new friends and for Leaders to fulfil their duty of care. A canteen is also provided for those who do not wish to prepare their own meals. You are required to carry all gear onto the site so smaller tents make sense. Approximately 1000 Venturers, Rovers and Leaders are on-site for the weekend. There is a dedicated Leader frat tent where Leaders can share programming and Award Scheme Activity ideas.

Venturers and Rovers are also welcome to join the VG Committee, so speak with the Camp Chief during the weekend to find out more. Activities include many old favourites, plus heaps of new ones – a fantastic way to finish the year with a fun packed weekend of activities, socialising and meeting new and old friends. Website: www.vicgathering.com.

BARCOM - Best Australian Rafting Challenge on the Murray

BARCOM is a unique Venturer rafting activity conducted in the September school holidays each year on the Murray River between Murrabit, Swan Hill and Wood Wood. Venturers construct and crew rafts, and drift down the Murray River stopping at picturesque camping spots on the banks. With each raft having a crew of eight, each expedition can accommodate 32 participants.

Expedition 1, 2017 – Murrabit to Swan Hill

Friday 22nd September – Saturday 30th September

Expedition 2, 2017 – Swan Hill to Wood-Wood

Saturday September 30 – Sunday October 8 2017

Applications online via TryBooking. An early bird price applies if you have paid by May 15, with the full pricing thereafter. From May 1, bookings will be opened up for applications from interstate Venturers and all applications close on August 1.

Web: <https://barcomrafting.wordpress.com/>

Facebook: BARCOM Rafting

Email: barcom@vicscouts.asn.au

Iglute

Friday August 4-6 2017, Mt Stirling.

Lightweight snow camping, travelling and igloo building. Refer to Ski Touring under Adventurous Activities.

Venturer Mountain Bike Weekend – Bogong

Thursday March 3 – Sunday April 2 2017

See Bogong Rover Chalet website and cycling section in Adventurous Activities.

Snow Venture – Snow Camps

Week 1: Second term holidays.

Week 2: Third term holidays

See Bogong Rover Chalet website. An awesome opportunity to learn how or to improve your skiing – refer to Bogong Chalet notes in the Rover section of this book. Limited to a total of 35 people - applications from Venturers received with money are given first priority. Cost of \$465 includes \$295 for the Snow Venture, \$60 transport from Melbourne, \$110 ski hire and an absolutely unforgettable amazing experience with others in the snow! Venturers must be over 15 years of age at the time of Snow Venture.



Deep Thought - Ideals Course

July 14 – 16 2017 – Elliott Lodge, Healesville

Do you want to know the meaning of life, the universe and everything? Well, we probably won't be able to tell you that, but we will help you develop a better understanding of yourself and how you relate to those around you. A challenging and fun weekend, where you will examine religion, sex and relationships, Scout Promise and Law, drugs and other current moral and social issues. The Programme involves a mix of videos, games and discussions. Venturers must be 16 years of age. It is a residential weekend at Elliott Lodge, Healesville (1st Hawthorn/Scotch Scout Property)

Vision and Values – Ideals Course

June 18-19 2017

What do I believe in? What do other people believe in? How do I fit in?

On the Vision and Values Ideals Course you will visit places of worship and reflection that you didn't know existed and will learn through interaction with people of other faiths. Make new friends and have a truly memorable experience whilst covering all of the requirements for Venturer Award Level Ideals.

You also get to experience the panoramic 1st Victorian Sea Scouts hall at Albert Park, right on the lake.

There is no age restriction on Venturers, but full participation is a must. Numbers are strictly limited. Cost: \$45

AV 2018

Get set as the next big exciting event for Venturer Scouts is on its way. From the January 2-13 2018, Queensland will host the 17th Australian Venture - AV2018. The Venture is being held in Brisbane at Camp Warrawee around 40 minutes north of the Brisbane CBD.

Webpage: www.av2018.scouts.com.au

Facebook: AV2018 Victorian Contingent

Contingent Leader: Gary Steinhardt



ROVERS

Rover Dinner

October 22 2017

This is a formal, uniformed celebratory dinner for Victorian Rovers. The annual Rover yearbook is launched and reports presented to the Chief Commissioner. The evening is the occasion on which W.F. Waters Rover Service Awards are presented to those who have given outstanding service to the Rover section. Most other Rover awards are presented on the night. Tickets will be on sale online from August. www.vicrovers.com.au/roverdinner.

MARB - Metropolitan Area Rover Ball

Date, location and price will be advised in early 2017.

A popular event among Victorian Rovers, the Metropolitan Area Rover Ball is an annual costume ball that showcases the extremes of Rover imaginations and creativity. With a different theme chosen each year, the Rover Regions take it in turns to organise the event, which always attracts big crowds. The night features a sit-down dinner, live entertainment, and a commemorative glass. With prizes for the best dressed male, female, couple and Crew, the night is one not to be missed. The theme for MARB is usually announced at Surfmoort during the evening entertainment on the Saturday Night. More Info: info@marb.com.au or www.marb.com.au.

Country Area Rover Ball (CARB)

A similar event to MARB, the CARB is organised by a country Region on rotation and provides an opportunity for city and country Rovers to experience the hospitality of a country location. The nights are themed and include entertainment and dinner. Prizes for various categories are awarded. Accommodation is usually available for visiting Rovers.

Mudbash

Run annually on the Queen's Birthday long weekend, at Mafeking Rover Park in Caveat near Yea. Mudbash draws Crews from Victoria, interstate and internationally to compete at the event. Run as a fully sanctioned CAMS event, Mudbash competitors put their Crew-built cars to the test through tracks including Quafftumbula Challenge, Motorkhana and many other events both motorsport and non-motorsport related. Teams must pre-register and for full details of entering Mudbash visit the website for specifications and requirements. www.mudbash.com.

Mudbash Open Day

The Mudbash Open Day held on the Sunday, has become renowned as a great day of fun for Joeys, Cubs, Scouts and Venturers with loads of fun activities for all ages. Activities include abseiling, rock-climbing, face-painting, archery and more. There is discount entry for any Scout member in uniform; show bags for the younger sections are usually available too. There is no need to book, but keep an eye on the website for details for open day.

More information: chair@mudbash.com or www.mudbash.com

Rover Scout Motorsport RSM, the VRC Subcommittee that is responsible for all things motorsport, is the largest CAMS-affiliated car club in Victoria, with every Rover and RA in Victoria automatically a member, as well as Rovers from interstate and overseas, Leaders, Fellowship and members of Girl Guides Victoria who pay the annual membership fee. RSM runs a multi-round championship, the RSM Championship Series, where points are earned across all RSM events through the year and the winning Crew is presented with the trophy at the annual Rover Dinner. Other RSM Awards are the Official and Clubman of the Year. RSM also trains Rovers as CAMS Accredited Officials so that we can run our races.

More information: motorsport@vicscouts.asn.au or www.vicrovers.com.au/rsm

RSM Events

Event	When	Where
Border Bash	Labor Day Weekend	Tapio Station, Mildura NSW
Mudbash	Queen's Birthday Weekend	Mafeking Rover Park, Caveat
Winter Challenge	August	Mafeking Rover Park, Caveat

Border Bash is a joint event between the RSM Committees of the New South Wales, Victoria and the South Australia Rover Councils.

Winter Challenge is an extra event in the RSM Championship Series and is organised directly by the RSM Committee.

Mudbash is organised annually by the Mudbash Committee.

Victorian Rovers are also able to compete at events in New South Wales, Queensland, South Australia and Western Australia.

Skiing on the Bogong High Plains (Bogong Rover Chalet)

June - September 2017

Bogong Rover Chalet is situated on the southern slopes of the Bogong High Plains, approximately 11 kilometres from Falls Creek and is open for 13 weeks through July, August and September during each winter season. It is available during the year and accommodates up to 35 Rovers and is a fully self-contained lodge. The price for a week at the chalet is approximately \$300 before April 30 and \$350 after April 30 for Rovers - other non-Rover prices are available on request.

Winter-The emphasis at Bogong is cross-country ski touring, although we also have our own rope tow and you can try snowboarding and snow shoeing. Included in the price is a full week of skiing or snowboarding, all food, accommodation, and a charter bus from Mt Beauty to Falls Creek, your only extra expenses are transport to Mt Beauty, Ski Hire, and some snacks. The final trip to the Chalet is accomplished on skis, so you will need a moderate level of fitness to attend. Summer- the Chalet is also available during summer, and is increasingly seen as a non winter venue, offering environmental education, hiking and mountain biking opportunities. We have very reasonable summer rates, which includes breakfast. Bookings and inquiries: 0407 CHALET (242 538) or at bookings@bogongroverchalet.org.au or www.bogongroverchalet.org.au.

Skiing at Baw Baw (The s Lodge)

June - September 2017

A modern ski lodge in the midst of the Alpine Village and is used for midweek and weekend skiing. The season starts Queen's Birthday weekend and runs to the end of September. It has a 36 bed capacity and full facilities. It also has a completely set up area for day visitors to the mountain, which is separate from the main area of the lodge. It is necessary to book early as the lodge is regularly booked out throughout the season. Application forms are available from the Booking Officer are generally taken on a Crew basis. The fees per weekend are cheaper than elsewhere and include all food and accommodation. Midweek bookings are available (minimum of 10 people) but you need to take your own food. Summer Bookings: During Summer the lodge is available to all groups (minimum 10 people) within and outside Scouting. We encourage Rover Crews, Scout Groups, school groups, church groups, 4WD clubs, cycling clubs and family groups. Access is by private car.

Bookings and Inquiries: 0438 BAW BAW (0438 229 229) or bawbawbookings@vicscouts.asn.au or www.bawbawrovers.com.

Surfmoot

January 26-29 2017

One of Victoria's premier Roving events, held over the Australia Day weekend and run by a committee of Rovers attracting over 600 participants. Surfmoot's traditional home is the Eumeralla camp site, in Anglesea. The weekend includes a variety of night time entertainment, live bands and DJs with many ongoing daytime activities. There are also a number of off-site activities available, which have included skydiving, 4x4, mountain biking, Geelong Water Park or for the less adventurous gourmet tours and shopping tours of the local area. To take part in an offsite activity contact the committee before the event. Event cost includes: entertainment, camping fees, on site activities, amenities, and lots of fun. Tickets can be purchased before the event at a special discounted price or can be purchased at the gate. Crews are responsible for their own tentage, equipment, food and other necessary requirements. The designated camping areas are only a short distance from the main entertainment area. More information: chair@surfmoot.com or www.surfmoot.com.

New Zealand National Moot

April 13-16 2017

NZ Rovers hold an annual Moot over Easter each year. Australia generally sends a strong contingent of Rovers to this event. The 75th National Rover Moot (Deco Moot) is being hosted by the LNIRS (Lower North Island Rover Scouts) and to be held in the Hawkes Bay over Easter Weekend 2017. Keep an eye on vicrovers.com.au for information from the Australian Contingent.

The Moot 2017 - 20th Australian Rover Moot

December 27 2016 – January 6 2017

Over 1000 Rovers from around the world will converge at Mafeking Rover Park for an opportunity unlike any other available to Rovers. A jam packed, fun yet relaxing week and a half spending time with your closes mates, making new friends from around the country and world and allow you to expand your horizons.

Facebook: [The Moot 2017 - 20th Australian Rover Moot](https://www.facebook.com/TheMoot2017)



CHOOSE YOUR OWN ADVENTURE

Scout Shows in Victoria

Hundreds of Victorian Scouts (and Guides) benefit from the training provided by Scout Shows - thousands of others enjoy the performances. Scout Shows are a small part of the overall youth program but offer a unique experience in an exciting environment and unique training opportunities in an exciting environment. The shows develop confidence, teamwork, self-discipline, personal organisation, and lots more. They offer an outlet for the creativity of Youth Members and provide a tremendous public showcase for Scouting.

Victorian Scout Gang Shows and Showtimes



Camberwell Showtime
August 11 - 19

Hawthorn Arts Centre
360 Burwood Rd, Hawthorn
www.camberwellshowtime.com

Mark Black
Producer | Camberwell Showtime
producer@camberwellshowtime.com



Melbourne Gang Show
June 23 – July 1

Besen Centre
89 Station Street, Burwood
www.gangshow.org

Jon Willis
Producer | Melbourne Gang Show
producer@gangshow.org



South Metro Showtime
August

Kingston City Hall
979-985 Nepean Hwy, Moorabbin
www.southmetroshowtime.com

Leigh Prossor
Executive Producer | South Metro Showtime
execproducer@southmetroshowtime.org



Strzelecki Showtime
October 13 - 21

Latrobe Performing Arts Centre
Little Theatre - Grey Street, Traralgon

Fiona Flanigan
Producer | Strzelecki Showtime
producer@strzshowtime.com



Sunraysia Gang Show
July 7-15

St Joseph's College, Mercy Theatre
Cnr 11th Street and Riverside Ave., Mildura

David Searle
Producer | Sunraysia Gang Show
dc.sunraysia@vicscouts.asn.au



Whitehorse Showtime
August 18-26

The Whitehorse Centre
397 Whitehorse Road, Nunawading
whitehorseshowtime.org

Doug Wright
Executive Director | Whitehorse Showtime
executive.director@whitehorseshowtime.org

Suburban Adventure Racing

Tuesday evenings during daylight savings. October 11 2016 to March 21 2017 – eastern suburbs, 6pm–7pm. Suitable for all sections and families. Suburban Adventure Racing is based on the popular sports of Rogaining (which was created by Rovers) and street orienteering. It provides walking, jogging and navigational training to any Section, their parents, any other members of the family/public or other organisations that want to come along and join in. more details at <http://street.orienteering.com.au/>

Scuba

Discover Scuba Dive is an opportunity to try out scuba diving in a controlled environment to see whether or not it meets personal expectations and might represent a challenge to be explored further.

A one and a half day snorkelling program has been developed, concentrating on safe preparation for and skills used in snorkelling, it involved both in and out of water skills.

Snorkelling days are a group event with half of the day discussing and exploring the intertidal area, and the rest snorkelling in groups experiencing the wonder of Victoria's very rich sea life.

Check out Scout Scuba Facebook page and the activities calendar.

Try Sailing – Pirates Cub Scouts

This will be a fun and safe sailing activity for Cubs who wish to come and try sailing – led by a band of pirate brigands who will be in port on a brief break from sailing the high seas.

Sailing Regattas

BP Regatta – refer to activities calendar or website

Held in honour of Founder's Day, this is an opportunity to try or practice sailing or kayaking, or to compete in the Regatta, on the beautiful waters of Port Phillip Bay, off Sorrento.



Gretel Regatta and Try Sailing Day

Formerly known as the Alcoa Cup, the Regatta has been renamed the Gretel Trophy in honour of the first Australian yacht to challenge in the America's Cup, in 1962. This event is an opportunity to try or practice sailing, or to compete for the coveted Trophy.

Brass Monkey

Brass Monkey is a try or practice sailing event as well as a competitive sailing regatta for the coveted Brass Monkey Cup.

Geelong Regatta Ice Breaker Trophy

This exciting water activities and boating weekend is filled with lots of fun activities, including:

Try sailing, sailing regatta, canoeing, canoe marathon, Ironperson competition, kayaking and sea kayaking. Camp beside the Bay at Indented Head.

Santa Sail

Try and practice sailing, with Santa making an appearance if we have all been very good this year!

Admiral Napier Cup

This event has been conducted since the 1930s when Admiral Napier himself would come to present the Cup. Activities include try sailing for new or novice sailors, the competitive sailing regatta for the coveted Cup, an Iron Scout competition, seapersonship competition and pull boat row race.

Come and Try Canoeing

Sunday March 5 2017 Lilydale Lake

Open to all sections this is a must do activity. Details available on website.

Night Paddle

Saturday May 13 2017

This annual Night Paddle on the Yarra is a must for all experienced canoeists.

Regent Honeyeater Weekend

July 21-23 2017

Want to help conserve an endangered species or two? Learn some more about the world around you? Here is your chance! The Regent Honeyeater Planting weekend sees Scouts Victoria work with the Regent Honeyeater Project to re-establish native vegetation in key areas of the area near Benalla. This weekend is suitable for Venturers wishing to complete their VA Environment, as well as Scouts and Rovers. Check out www.scoutsvictoria.com.au for more information.

Cub Capers – Clifford Park Activity Centre

Provided by an experienced team at Clifford Park Activity Centre 5-7 Clifford Drive Wonga Park. Melway Map 24 J-6. The number of participants is limited to 36 Cub Scouts. Any number from a Pack may participate. The Pack operates under Pack Holiday rules as defined in the 2017 Info Book. Adults are required to attend at the ratio of one adult/Leader per six Cubs.

Each camp operates to a theme and participants are encouraged to dress accordingly.

All participants are accommodated in cabins which are carpeted, heated or fan cooled. All meals and activities are included in the cost.

Costs \$50 per Cub – one Leader per six Cubs no charge, additional Leader/s \$25 per head.

Cub Capers 2017: March 25-26, August 26-27, November 11-12

Application Forms – info@cliffordpark.com

JOTA/JOTI

Jamboree On The Air (JOTA) and Jamboree On The Internet (JOTI) is an annual event in which around 500,000 Scouts and Guides from all over the world make contact with each other by means of amateur radio and the internet. Further details <http://www.sresu.asn.au/jota>

PLAN AHEAD FOR NEXT YEAR'S ADVENTURES

24th World Scout Jamboree

The 24th World Scout Jamboree will be held at The Summit Camp, West Virginia, USA in July 2019. This event is for Venturer and older Scout-aged youth between 14 and 17 years inclusive at the time of the event, along with Leaders and Rovers as Line Leaders and International Support Team (IST). Adult places are limited and a quota system will be in place for Rover and Leader attendance with a "Refer a Youth Member" policy in place, more information is available on the website. The Australian Contingent will be offering pre and post tours as part of the trip with more details information published on the Contingent website at www.wsj2019.scouts.com.au For more information please contact the Contingent Leader Phillip Britt phil@wsj2019.scouts.com.au



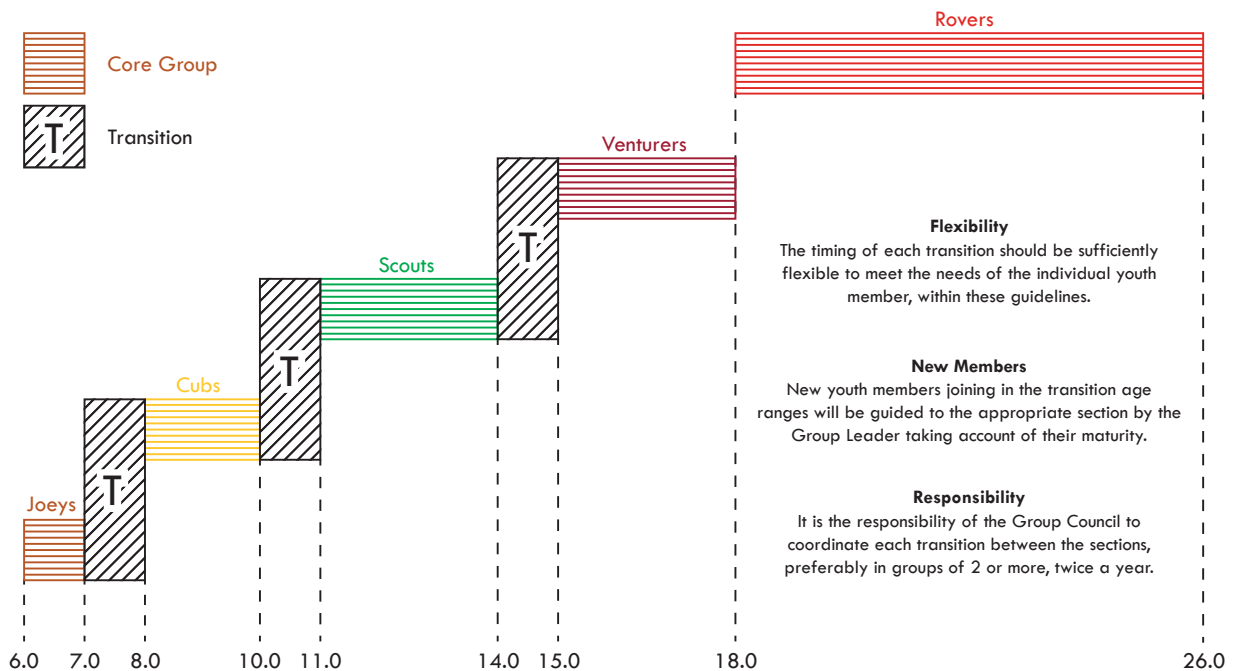
YOUTH PROGRAM CALENDAR

Date	Joey Scouts	Cub Scouts	Scouts	Venturers	Rovers	Activities
January						
27 - Fri 6					27th Aust Rover Moot - Mafeking	
Tues 3		Suburban Adventure Racing Blackburn South				
Tues 10		Suburban Adventure Racing Box Hill South				
Tues 17		Suburban Adventure Racing Ringwood				
Mon 23				SCUBA Dive Day		
Tues 24		Suburban Adventure Racing Burwood East				
Thurs 26 - Sun 29		Suburban Adventure Racing Doncaster				
Tues 31		Suburban Adventure Racing Surrey Hills				
February						
Sun 5				SCUBA Open Water Course Pool Day		
Tues 2						
Sat 11		Try Sailing - Pirates				
Sat 11 - Sun 12			Caving - Eccles			
Tues 14		Suburban Adventure Racing Templestowe				SCUBA Course - Boat & Shore Dives
Fri 17 - Sun 19			Level 1 Canoeing/Kayaking - Western Air Activities Target Badge			
Sun 19		BP Regatta and Try Sailing - Sorrento				
Sun 19		Suburban Adventure Racing Mt Waverley				
Tues 21				Anything Goes		
Fri 24 - Sun 26			Level 1 Canoeing/Kayaking - Geelong			
Fri 24 - Sun 26			Top Rope Climbing - Camels Hump			
Sat 25			Top Rope Climbing - Camels Hump			
Sun 26			Top Rope Climbing - Camels Hump			
Sun 26				Mechanical Bike Skills Course - Cycling		
Tues 28		Suburban Adventure Racing Blackburn				
March						
Fri 3 - Sun 5			Level 1 Canoeing/Kayaking - Western			
Sat 4 - Sun 5			Abseiling & Haybox Cooking			
Sun 5		Come & Try Canoeing Lilydale Lake				
Sun 5		Clean Up Australia Day				
Tues 7		Suburban Adventure				
Sat 11 - Sun 12				Caving - Buchan		
Sat 11 - Sun 12			Abseiling			SCUBA Dive Day
Mon 13						
Fri 17 - Sun 19			Level 1 Canoeing/Kayaking - Western			
Sat 18 - Sun 19			Level 1 Canoeing/Kayaking - Lerderberg			
Sat 18 - Sun 19			Canoe & Abseiling - Clifford Park	Air Activities Venturer Award		
Sat 18 - Sun 19		Treetops PA Camp - First Aid				
Sat 18 - Sun 19						Come & Try Radio Contesting Discover SCUBA Dives
Sun 19						
Tues 21			Level 1 Canoeing/Kayaking - Geelong			
Fri 24 - Sun 26			Topgun camp - Tree tops (Hume)	EnviroVent		
Fri 24 - Sun 26		Cub Capers - Clifford Park				
Sat 25 - Sun 26			Top Rope Climbing - Grampians	Top Rope Climbing - Grampians		Top Rope Climbing - Camels Hump
Sat 25						

AGE RANGES

- The chart below sets out the age ranges for each of the youth training sections.
- These age ranges take into account the physical, emotional, intellectual and social maturity of each individual with flexible ages of transition
- It is the responsibility of the Group Council to co-ordinate the transition of each youth member between the sections. It is preferable, but not mandatory, to arrange transitions (going up) in groups of two or more, twice a year. In exceptional circumstances relating to the development of the young person, young people may stay in the section for longer times. The Group Council is to be involved in this decision.

SCOUTING - A 20 year experience, from 6th to 26th birthdays



AGE RANGES “SHORT FORM”

The age range chart above (in the extended format) provides a guide for the transition of youth between sections. The following ‘short form’ provides the agreed ranges for use on brochures, flyers and banners, as it is more easily understood by the general public as a simple guide to the youth sections.

- Joey Scouts 6 and 7 year olds - a ‘5 year old’ Joey Scout trial is continuing for all Mobs
- Cub Scouts 8 - 10 year olds
- Scouts 10 - 14 year olds
- Venturer Scouts 14 - 17 year olds
- Rover Scouts 18 - 25 year olds

Relevant Extracts from Scouts Australia Policy and Rules:

- The principal accountability of a Scout Group is to deliver the Scout Program to young people of the community in accordance with the Aim, Principles and Method of the Scout Association. **(APandR: P4.4 Scout Group).**
- The Scout Group is the Scout Movement operating in the local community. The Scout Group provides opportunities for young people to participate in an educational and recreational youth program, which offers progressive training in accordance with age and stage of development of members. **(APandR: R4.2 Method).**
- A complete Group consists of a Joey Scout Mob, a Cub Scout Pack, a Scout Troop, a Venturer Scout Unit and a Rover Crew but may at any time consist of one or more Sections. A Group may have multiple Sections of the one type. **(APandR: R4.3(2)).**
- Each Section must be “managed” and conducted by an appropriately trained, competent and committed Leader together with similarly trained Assistant Leaders. The role descriptions for Section and Assistant Section Leaders are to be found on the Scouts Victoria website.

PROGRAM SUPPORT TEAM

The Team meets monthly, comprising State Commissioners for each youth section; a State Youth Council representative; Victorian Rover Council representative; the State Commissioners Diversity & Inclusion, Adventurous Activities, International and State Leader Environment; and the Assistant Chief Commissioners - Programme. The purpose of this Council is to maintain communication and relationships between all youth sections, adventurous and other activities; and develop cross program initiatives.

Areas of Personal Growth

The Areas of Personal Growth (AoPG) incorporate the Scouting Mission, Method, and many other Scouting Fundamentals, to link the key items of our program to the Promise and Law; our Educational Objectives; the Stages of Development of the youth member; "SPICES" (Spiritual, Physical, Intellectual, Emotional, Character and Social); and the section Award Scheme. These resources may be accessed from Resources on Scout Central.

Program Planning Templates

In addition to the AoPG documents, a trilogy of program planning templates has been developed to assist Section Leaders to provide challenging and balanced programs. The three documents (three for each of 5 sections) will assist Annual Planning, Term/Weekly plans, and an End of Term Review.

Scouts in Action Month

This program began in 2010 and has provided great program resources for all sections - material at: www.scoutsinactionweek.com.

- 2010: First Aid.
- 2011: Disability Awareness
- 2012: International Scouting
- 2013: Community Engagement
- 2014: Bullying
- 2015: Environment
- 2016: Cub Scout Centenary



"All Scouts in Australia, Messengers of Peace by 2018!"

MESENTERS OF PEACE

The Messengers of Peace (MoP) initiative started the promotion of dialogue, peace and social entrepreneurship in 2011. This program is led by the World Organisation of the Scouting Movement (WOSM) and through this program; Scouts will become Global Active Citizens involved in their local communities.

With the support and enthusiasm of thousands of Scouts, and Scout leaders, around the world, MoP has grown and is reaching and impacting at the local, national and global level. Thus, enabling Scouts to strengthen the Youth Program in countries and simultaneously address local issues in a wider scale.

The MoP initiative has proven to be a realisation of one of Baden-Powell's vision when he created Scouting – to be a "Global Network of Service" as he called it. Today, the Messengers of Peace Initiative has become an inspiration. It presents in a comprehensive and explicit way the educational objectives of this inspirational call for action, and the practical elements for its implementation in each country. The impact or results of this effort is amplified when teamed with members of Scouts, local community, civil society and non-governmental organisations; as well as with local and national governmental institutions.

The Messengers of Peace Programme has aligned efforts with the World Scout Environment Programme (WSEP) and the Scouts of the World Award (SWA). They are now integrated into the Better World Framework, uniting Scouts across the world through community involvement to become active global citizens.

Log in to Scout Central from www.scoutsvictoria.com.au for the Messengers of Peace Guidelines for all sections. We hope you will enjoy your personal journey as much as we do, and we hope you will find this guideline useful in your personal progression as a Scout, active citizen and Messenger of Peace.

Breaking the Cycle

Bullying is not part of Scouting.

Scouts Australia is in partnership with the Alannah and Madeline Foundation for the Bullying- Breaking the Cycle Project which commenced in 2014 and it is grateful for funding provided through the WOSM, Messengers of Peace initiative via the Asia Pacific Forum. The Breaking The Cycle team launched the project with Scouts in Action Month 2014 which saw over 27,000 members engage in activities related to this issue. The Facebook page Breaking the Cycle -Bullying, it's not part of Scouting is updated regularly and carries messages and videos suitable for use with youth.



This new facet of the Youth Program was approved by National Operations Committee in June 2016 and it is now a part of the Award scheme in all section. Details can be obtained at <http://breakingthecycle.scouts.com.au> and details will be in the re-print of the youth Record Books. Section resource booklets can be downloaded from this website.

The Scouts of the World Award (SWAward) challenges all young people, Scouts and non-Scouts, to think about global issues and act upon them in their local community. It is the only award for young people provided by World Scouting. The SWAward focus on Peace, Development and the Environment and is open to Venture and Rover aged youth. As part of the learning experience, you can gain the knowledge, skills, and attitudes needed to help solve global issues at local level. The award requires a commitment from you to make your community a better place and can be completed in partnership with your Queen Scout or Baden Powell Award. On completion, you will be part of a network that provides inspiration to others to take action! More details are available at www.international.scouts.com.au/awards-badgework



YOUTH LEADERSHIP

Scouts Victoria seeks to be a program that is led by young people and supported by adults.

State Youth Council

The State Youth Council represents youth and influences decisions to make Scouting relevant and how young people want it to be. Since being formed in 2013 with fifteen members from across the Scout, Venturer and Rover sections the SYC has brought the views and proposals of young people to the table at the State Leadership Team and, Youth Program Committee and Section Councils. They've also had direct input into Youth Program Review, State Cycling Team, Big Day Scout and National Youth Council projects, fast becoming a sought after source of advice. The SYC support broader youth involvement by assisting with data collection and collation for the State Scout Youth Forum as well as supporting local youth forums particularly for the younger sections. The State Youth Council is led by the Chairperson with support from the SYC Advisor. The State Youth Council recruits periodically, advertising through newsletters and social media. For any queries, or to ask for the SYC's input, email speakup@vicscouts.asn.au.

National Youth Council

The National Youth Council (NYC) is the primary body representing the youth members of Scouts Australia at a National level. It makes recommendations directly to the National Team on a range of issues affecting Scouting in Australia, the issues of young people, plus a range of other topics. The National Youth Council consists of 25 members who each serve a three year term. They have members from all corners of Australia, aged between 13 and 25. Serving on the NYC is a fantastic opportunity for young people. The National Youth Council recruits periodically, advertising through newsletters and social media. Visit nyc.scouts.com.au/ for more information.

Representatives

In 2014 the State Scout Council welcomed two young people from the Scout section elected by their peers and this year it has been extended to four. These young people contribute to the entire work of the State Scout Council and contribute decisions that affect them and their peer group. In 2016 the Venturer Youth Council commenced and they are represented on the State Venturer Council by two members. Throughout 2017, Scouts Victoria will seek to expand the scope of youth representation and leadership up and down the organisation. Forums for youth representatives and youth leaders will be scheduled to support these young people, with further details to be available.

Chief Scout's Ambassadors and 'Scarf Up For Scouting'

The Scarf Up for Scouting program helps Groups to build links with their community, with youth members as Scouting's public face. At Big Day Scout in 2015, we invested our Chief Scout, Shane Jacobson, with the State scarf. In turn, he invested a young person from nearly every Group in Victoria with the State scarf on stage. This young person is a Scarf Up ambassador who, with the support of their Group, has been asked to invest prominent local community leaders and youth identities with State scarves at public events. In addition to this local-level community engagement, State Youth Council members will continue to target major public figures, hopefully with statewide media coverage. Lots more information and support around the Scarf Up is provided to Groups and their ambassadors through a bulletin. For enquiries or to order community scarves, email scarfup@vicscouts.asn.au



3AW Presenter Tom Elliot gets scarfed up by his former Group, 19th Camberwell.

University Scout Clubs

Scouting@Unimelb is a club that provides a point of contact for current, former and prospective members of the Scouting movement at the University of Melbourne. It provides information about the Scouting movement to students and staff at the University of Melbourne. The club creates a network of Scouting members provides social activities and support. We are seeking people attending other universities who may have an interest in developing similar clubs. For enquiries, email acc.youth@vicscouts.asn.au

Mawson Scholars' Network

The Mawson Scholarship in Leadership is an advanced national leadership program for Venturer Scouts. Further information about the program can be found under the Venturer Section. Mawson Scholars are a valuable source of talent and potential for Scouting and the community. Alumni of the Mawson Scholarship are invited to gather to form the Mawson Scholars' Network, choosing their leadership and establishing a program of social and development activities. The Network will aim to help to promote the Scholarship program and to provide an easy way for Mawson Scholars to find further challenging opportunities in scouting that make use of and develop their skills. Alumni of the Mawson Scholarship will be contacted. For enquiries, email acc.youth@vicscouts.asn.au.

JOEY SCOUTS



Provided by Sue Humber, State Commissioner Joey Scouts and Vicki Sykes, Assistant State Commissioner Joey Scouts.

The Joey Scout Section is a training section that provides an educational program in a Scouting and FUN atmosphere.

- To develop a sense of sharing
- To develop a sense of personal identity through exploration of surroundings and nature
- To develop a sense of belonging
- To develop a spiritual awareness
- To develop a sense of responsibility for one's self and one's actions

State Joey Scout Council

State Cmmr. Joey Scouts

Assistant State Cmmr. Joey Scouts

Joey Scout Cmmr. Bays

Joey Scout Cmmr. Geelong

Joey Scout Cmmr. Gippsland

Joey Scout Cmmr. Lerderderg

Joey Scout Cmmr. Loddon-Mallee

Joey Scout Cmmr. Melbourne

Joey Scout Cmmr. Mt Dandenong

Joey Scout Cmmr. Northern

Joey Scout Cmmr. Plenty Valley

Joey Scout Cmmr. Plenty Valley

Joey Scout Cmmr. Western

Joey Scout Cmmr. West Coast

Training Team – LT Joey Scouts

Training Team – ALT Joey Scouts

Sue Humber

Vicki Sykes

Belinda Johnson

Libby Hatton

c/o Vicki Sykes

c/o Sue Humber

c/o Sue Humber

c/o Murray Taylor

Ann Naughtin

Bev Trotter

Alison Woodhead

Bev Trotter

Alison Woodhead

c/o Libby Hatton

Helen Webster

Rosemary Redgrave

sc.joey@vicscouts.asn.au

asc.joey@vicscouts.asn.au

joey.com.bays@vicscouts.asn.au

joey.com.geelong@vicscouts.asn.au

joey.com.gippsland@vicscouts.asn.au

joey.com.lerderderg@vicscouts.asn.au

joey.com.loddonmallee@vicscouts.asn.au

joey.com.melbourne@vicscouts.asn.au

joey.com.mtdandenong@vicscouts.asn.au

joey.com.northern@vicscouts.asn.au

joey.com.plentyvalley@vicscouts.asn.au

joey.com.plentyvalley@vicscouts.asn.au

joey.com.western@vicscouts.asn.au

joey.com.westcoast@vicscouts.asn.au

helen.webster@vicscouts.asn.au

rosemary.redgrave@vicscouts.asn.au

Leader Ratio

The ratio of adults to Joey Scouts shall be one adult to five children. The use of Adult Helpers and Youth Helpers is encouraged. Ratios for all other activities should be covered in the risk management plan submitted to the Group Leader which will depend on the particular activity and youth members involved. For further guidance contact your Joey Scout Commissioner.

Parent Roster

The use of the Parent Roster in the Joey Scout Section is essential; there are great benefits to be gained from incorporating parents, care givers, grandparents or a family representative – minimum age of 15 years, into the weekly Mob Meeting.

- The family representative rostered on is there to assist and support the Leadership Team.
- They are not to be in charge of Joey Scouts.
- There is no requirement for a police clearance, as they will only be in attendance once per term.
- These parents should be registered as Rostered Parents on Extranet.

Four Badges for Joey Scouts - gained by participation, with details on Environment Challenge; Care and Share Activity; Buddy Scout Badge; Adventure Challenge. Requirements for All Challenge and Participation Badges are on the Joey Scout Leader Site - www.scoutsvictoria.com.au

The Promise Challenge

The top award for a Joey Scout - designed to challenge the individual Joey Scout. This challenge is worked on individually by the Joey Scout. The Promise Challenge is not to be incorporated into the Mob program. The badge is approved by the Joey Scout Leader and the application form is forwarded to Victorian Scout Centre to be recorded. A certificate and badge will be sent to the Group Leader for presentation. The aim of this challenge is to allow older Joey Scouts to gain a greater understanding of the Promise and Law and to learn about our founder, Lord Robert Baden-Powell and the history of Scouting. The challenge is to be completed by the Joey Scout's eighth birthday and before investiture as a Cub Scout.

Try Cub Scouts Badge

The Try Cub Scout Badge is available to all Joey Scouts and the requirement is for the Joey Scout to attend and participate in a District, Region or State Cub Scout activity. The badge is worn on the right shoulder of the Joey Scout uniform and is available from the State Cub Scout Commissioner.

Wandarrah

To ensure quality programming and learning from others we encourage all Joey Scout Leaders to attend Wandarrahs, which incorporates a training element and networking with other Joey Scout Leaders.

Over Policy

Aim:	To extend the opportunities and experience of the Joey Scouts. The Sleep-Over will support the Scouting Aims and Principles - to encourage the physical, emotional, social, spiritual and intellectual development of the Joey Scout and allow them to learn through doing.
Qualifications:	Leader in Charge of the Sleep-Over to have completed the Joey Scout Basic Outdoor Activities Course. All rostered Parents attending the Sleep-Over must have WWC. A Leader in Charge per 20 Joey Scouts. All participants shall be registered members of the Association.
Accommodation:	Sleep-Over to be held in your Scout Hall or a suitable hall local to your Hall with adequate heating, a phone or mobile and smoke detectors must be in the hall for the duration of the activity. All Joey Scouts to sleep in the same room with all Leaders and Parents. No bunk room or canvas accommodation will be considered.
Hygiene:	The hall or building is to have toilet facilities - prefer indoor and wash facilities. If the hall has outdoor toilets the same precautions as a normal Mob meeting are to be observed.
Ratio:	Minimum Adult/Leader ratio to the Joey Scouts is 1:4 for a Mob and District Sleep-Over. Leaders from other sections or other Mobs can be utilised. Hall regulations to be adhered to.
Meals:	People responsible for meals are not included in Adult supervision ratio. Menu to be submitted to the Leader in Charge for approval. Leader in Charge is responsible for dietary requirements and communicates with the meal preparer.
First Aid:	Person responsible for First Aid must hold a current Level 2 qualification and not be included in the Adult supervision ratio. First Aid is responsible for a current First Aid Kit per Info book, hold current health forms, have phone numbers of Parents during the activity, hold Leaders/Adult forms in a sealed envelope (that is returned after the activity) and have current Management Plans e.g. Asthma. All incidents are to be recorded.
Medication:	All medication is to be handed to the designated First Aider in a sealed, named bag with clear instructions and dosage, by the Parent/Carer. Exception: Asthma puffer to be held by the Joey Scout.
Sleeping:	Leaders and Adult Support helpers are to sleep in the hall at one end but not amongst the Joey Scouts.
Approval:	*Mob Sleep-Over: GL to approve. Copy of program and Scout Safe Risk analysis 4 weeks prior. *District Sleep-Over: DC to approve. Copy of program and Scout Safe Risk analysis 4 weeks prior. *Scout Safe Risk analysis appropriate for Leader of Youth, and to have building requirements noted.
Kangaree:	This is a Major Event – Joey Scouts may sleep in approved accommodation which replaces a Hall for practical purposes.

CUB SCOUTS



Provided by John Kerr, State Commissioner Cub Scouts, with Elizabeth Thomson, Assistant State Commissioner Cub Scouts

State Cub Scout Council

State Commr. Cub Scouts	John Kerr	sc.cubs@vicscouts.asn.au
Assistant State Commr. Cub Scouts	Elizabeth Thomson	asc.cubs@vicscouts.asn.au
Cub Scout Centenary Leader	Karl Herring	cubs.100@vicscouts.asn.au
Cub Scout Commr. Bays	Dan Voet	cubs.comm.bays@vicscouts.asn.au
Cub Scout Commr. Geelong	c/o John Kerr	cubs.comm.geelong@vicscouts.asn.au
Cub Scout Commr. Gippsland	Simon Graham	cubs.comm.gippsland@vicscouts.asn.au
Cub Scout Commr. Lerderderg	Lois Buchanan	cubs.comm.lerderderg@vicscouts.asn.au
Cub Scout Commr. Loddon-Mallee	c/o Dan Voet	cubs.comm.loddonmallee@vicscouts.asn.au
Cub Scout Commr. Melbourne	Murray Taylor	cubs.comm.melbourne@vicscouts.asn.au
Cub Scout Commr. Mt Dandenong	Bob Browne	cubs.comm.mtdandenong@vicscouts.asn.au
Cub Scout Commr. Northern	Peter King	cubs.comm.northern@vicscouts.asn.au
Cub Scout Commr. Plenty Valley	Peter Duckworth	cubs.comm.plentyvalley@vicscouts.asn.au
Cub Scout Commr. Western	c/o Murray Taylor	cubs.comm.western@vicscouts.asn.au
Cub Scout Commr. West Coast	Robert Rowe	cubs.comm.westcoast@vicscouts.asn.au
Programme Support Specialist	Louise Ciddor	cubprogramsupport@vicscouts.asn.au
Programme Support Specialist	Michael Wong	cubprogramsupport@vicscouts.asn.au

Specialist Programme Support

Running short of programme ideas, need help with a theme, just need someone to bounce ideas off then you should contact our Cub Scout Programme Specialists. Louise Ciddor, CSL 1st Gembrook and Michael Wong, CSL 6th Melbourne are also State Leader Program Support Specialists for the Cub Scout Section. This team exists to support Cub Scout Leaders and District Cub Scout Leaders in their programming activities. They are also available to run a programme session at Seonee.

Contact Louise and Michael via email to - cubprogramsupport@vicscouts.asn.au

Pack Holidays, Camping Under Canvas, Sleepovers

To be read with APR, P7 - Duty of Care, R11 - Training of Leaders, R12.8 Provisions for Male and Female Members. In keeping with general rules relating to overnight camps and hikes in the Scout Association, Cub Scouts may participate in camps under canvas and/or Pack Holidays using dormitory accommodation.

1) **Authority:**

The Group Leader (or the nominated Leader in Charge of the Group) has the authority to approve overnight activities for the Cub Scout Section subject to the following requirements -

- Be satisfied that the Cub Scout Leader in charge of the specified above activity has the required Scouting qualifications – refer 3) below.
- The Cub Scout Leader in charge of the activity will submit all documentation e.g. programme, catering arrangements, staffing, contact numbers and Scout Safe risk assessment to the Group Leader well in advance of the activity.

- For interstate travel the Group Leader will ensure that the appropriate Interstate Travel Approval form is completed and passed to Member Services for local approval and forwarding to the host state.
- In the event that a Group Leader is unsure about Pack Holidays, Camps or other activity then assistance may be gained from the District Leader Cub Scouts or Cub Scout Commissioner for the Region.
- District Cub Scout Leaders have the responsibility of ensuring that Cub Scout Leaders are provided with the support and adequate resources required for the running of Pack Holidays and Camps effectively.

2) Youth members attending:

- Must be registered members of the Scout Association.
- New Chums attending a Pack Holiday to be invested as a Cub Scout must be registered prior to attending the Pack Holiday.

3) The leader in charge of the Pack Holiday, Camp, Sleepover, Exchange or Interstate visit shall hold the following qualifications:

- Be the holder of a current Certificate of Adult Leadership in the Cub Scout Section.
- Have assisted on and been involved in the planning of at least one other Pack Holiday, Camp or Sleepover as appropriate for the planned activity.

4) The team shall consist of the following:

- At least two Leaders who have held a Certificate of Adult Leadership in the Cub Scout Section who must be present at all times.
- There must be at least one adult for every six Cub Scouts present.
- A designated First Aider with current Level 2 First Aid certificate. The First Aider shall have no duties that would prevent him or her from being with the Cub Scouts at every activity.
- Any adult other than registered Leaders who is staying overnight must be registered with the Association as an Adult Helper or Group Rostered Parent and hold a current Working With Children Card before attending the Pack Holiday.

5) The Pack Holiday or Camp or Sleepover will be equipped as follows:

- Sufficient sleeping bags or blankets shall be provided to enable each Cub Scout to make a separate bed.
- Girls and boys are to be accommodated separately.
- Adequate toilets and showers shall be available adjacent or close to sleeping accommodation. The only exception is where the camp is situated in a National Park where the Authority responsible for ongoing management of the park manages disposal of human and washing wastes. It is expected that "Minimal Impact" and good camping principles will be observed - See Environment section.

6) Restrictions and prohibitions relating to lighting of fires, especially out of doors, to be strictly observed.

7) A Sleepover is to be of one night's duration sleeping inside your own hall and should not exceed 24 hours of total activity time. If the sleep-over is to be in another location, then Pack Holiday rules will apply.

8) Exchange Visits

A copy of the all arrangements including transport and staffing for an is to be sent to the District Commissioner and Group Leader of each District/Group involved.

9) Interstate/Overseas Travel

Packs proposing to travel outside Victoria shall make prior application for approval - see "Interstate Travel" – Approval form. The State Commissioner Cub Scouts approves the application and all arrangements including travel and staffing are to be included. Overseas travel needs to be discussed with State Commissioner International as well as State Commissioner Cub Scouts.

District and Region Activities and Group Camps

Cub Scouts may participate in District and Region Pack Holidays and Camps under Canvas in accordance with the same rules as for Cub Scout Packs. The District or Region Commissioner shall give approval for these activities. In the case of a Group Camp or Family camp, the Group Leader must ensure that the Pack Holiday Rules are enforced for any Cub Scouts attending. This is to ensure measures protecting the health, safety and wellbeing of the Cub Scouts are observed.

Pack Holiday Centres

Scout campsites as listed in the Campsites section of this book have facilities suitable for Pack Holidays. These include Cub Scout age activities, comfortable dormitories, separate Leader accommodation and a suitable kitchen. It is imperative that a Cub Scout Leader responsible for leading a Pack Holiday visits the proposed facilities before deciding on a suitable venue. Upon determining the suitability of a camp for Cub Scouts it is the Cub Scout Leader's decision whether to proceed. The following list may change from time to time. Please check the online version of this book when choosing a venue.

<i>Bay Park - Mt Martha</i>	<i>Bell Park – Nyora</i>	<i>Brucknell – Timboon</i>
<i>Camp Niall - Moorooduc South</i>	<i>Camp Warringal - Whittlesea Nth</i>	<i>Caringal - Tyers Junction near Erica</i>
<i>Clifford Park - Wonga Park</i>	<i>Eumeralla – Anglesea</i>	<i>Gilwell – EMD Centre Gembrook</i>
<i>Gilwell – Spring Lodge Gembrook</i>	<i>Gilwell – Switzer Lodge Gembrook</i>	<i>Pax Hill – Ballarat</i>
<i>Rowallan Recreation/Advent. Camp</i>	<i>Treetops - Riddells Creek</i>	

Other sites currently used for indoor accommodation are those listed in the booklet issued by the Camping Association of Victoria. This publication is issued biannually and copies can be obtained from the Camping Association of Victoria.

Camp Out Badge

This badge can be earned by all Cub Scouts and is also a pre-requisite for Cuboree. The intention of the Camp Out Badge is for Cub Scouts and their Leaders to gain experience camping under canvas in a bush setting. The requirements for the Camp Out Badge are:

- 1) During a holiday period, the Cub Scout should pack a bag for four days/nights duration. The Cub Scout is to use only that gear over the four days and will also wash and dry their own crockery and cutlery during that period. The Cub Scout is to be aware of the need for good hygiene, storing and packing clothes away correctly and wearing appropriate clothing for activities.
- 2) Camp out at home either in the backyard or on the floor in a sleeping bag and learn to use their torch to get to the bathroom etc. in the dark.
- 3) Attend two sleep-overs or the equivalent experience from additional Pack Holidays.
- 4) Attend a Pack Holiday under canvas of two night's duration where Cub Scouts are involved in cooking a meal.
- 5) The Cub Scout is to demonstrate that they can erect, dismantle and pack up a tent as a team with other Cub Scouts.
- 6) The Cub Scout is to convey to the Cub Scout Leader that he/she is aware of the need for everyone to practice good hygiene, including eating healthy food, drink lots of water and report any illnesses or injuries, whilst on pack holidays/camps.

1) and 2) are to be signed off by the parent/guardian. The parent/guardian will then be aware that Cub Scouts need to be prepared for overnight camps and especially Cuborees. The badge may be worn on the uniform with other specialist badges that are worn on the right sleeve. Cub Scout Leaders will approve the badge. The badge is available from the Victorian Scout Centre and there is no charge for Camp Out Badges.

Neighbourhood Watch (NHW) Badge

The NHW badge was formed with the cooperation of Scouts Victoria, Victoria Police and Neighborhood Watch. The NHW badge is a Pack badge and is to be completed by the Pack as a whole. The requirements for the NHW badge are to complete two tasks from each of A, B and C:

A. Investigate

What telephone number do you ring when there has been an accident/incident?

What are the main household security issues you should be aware of?

What are your personal safety issues you need to be aware of?

B. Skill

Using a fluoro pen or engraver under adult supervision, mark your mother or father or guardian's driver's licence number onto your TV, bike, computer(s) and any other items of value. Take photos of your items. Download the photos onto your computer and then on to a DVD or floppy disk and place it somewhere for safekeeping. If there is no computer at home, write the items into a book.

Briefly explain what Neighborhood Watch does and how it can benefit you as a Cub Scout.

C. Activity

Get your local NHW coordinator (Police member) to talk to you about NHW. Organise with your local NHW coordinator (Police member) to attend your Pack and present their NHW badges. The badge is worn on the uniform as a special interest badge. These are worn on the right sleeve. The badge is available from the Victorian Scout Centre at no charge.

Pack Councils

Pack Councils are regular meetings held between the Cub Scout Leader (or ACSL) and their Sixers and/or Seconds. These meetings are a mandated part of the Cub Scout Program, as they allow the Cub Scout to identify their role in the leadership of the Cub Pack. The Pack Council is also a venue for ideas and thoughts about future events and themes and it allows all Cub Scouts to have a say in the running of the Pack. The State Cub Scout Council asks all Packs to conduct Pack Councils at least once a term and invite representative Sixers to participate in a District Seeonee.

Councils Pack a Punch

Councils Pack a Punch is to recognise Packs, which offer their Cub Scouts the opportunity to take part in Pack Councils. This is available on the Scouts Victoria website under the Cub Scout section/leader resources/Pack councils.

Grey Wolf Award

This is the highest award within Cub Scouts. The Grey Wolf Award brings together all the elements of the Cub Scout Award Scheme and Cub Scout Program. It is designed especially for the older Cub Scout. Detailed information and description of the Grey Wolf Award may be found in the Cub Scout Leaders' Handbook, and a summary of the Grey Wolf Award requirements and the Pathway to the Grey Wolf Award may be found in the Cub Scout Record Book and on Scouts Victoria website. Please note attendance at Cuboree cannot be used as a Cub's outdoor activity, overnight camp or inter Pack activity for the Grey Wolf Award.

All requirements of the Grey Wolf Award must be completed by the Cub's 11th birthday. The Application form is on the Cub Scout page. The District Cub Scout Leader (or a nominated Leader in the absence of a District Cub Scout Leader) is to approve the application. Once approved the form is to be forwarded to the Victorian Scout Centre. There is no cost for the badge or certificate.

Cub Scout Website

There are excellent resources and links on the Victorian Website under the Cub Scout Section. If you have any queries in regard to the website or have additional material to place on the site please contact, State Commissioner Cub Scouts. The Cub Scout website is regularly updated with information on badges and events.



SCOUTS



*Provided by Michael Thomas, SC Scouts, with Peter Marriott AM,
Matt Enger, ASC Scouts and Darrell Lewis, SL Scout Events*

State Scout Council

State Cmmr. Scouts
Assistant State Cmmr. Scouts
Assistant State Cmmr. Scouts
Assistant State Cmmr. Jamboree
State Leader Scout Events
State Leader – Scouts
Scout Cmmr. Bays
Scout Cmmr. Geelong
Scout Cmmr. Gippsland
Scout Cmmr. Lerderderg
Scout Cmmr. Loddon-Mallee
Scout Cmmr. Melbourne
Scout Cmmr. Mt Dandenong
Scout Cmmr. Northern
Scout Cmmr. Plenty Valley
Scout Cmmr. Western
Scout Cmmr. West Coast
Scoutfile – Aust Scout Mag
Scout Council Youth Member

Michael Thomas
Peter Marriott AM
Matt Enger
Joan Dillon OAM
Darrell Lewis
Aidan Ritchie
c/o Michael Thomas
Peter Gerusel
Alan MacRae
Tim Schurmann
Neil Hunt
Graeme Berry
Ian Lancaster
c/o Michael Thomas
Russell Adams
Neil Hunt

Aidan Ritchie

c.scouts@vicscouts.asn.au
asc.scouts@vicscouts.asn.au
asc.scouts@vicscouts.asn.au
joan.dillon@vicscouts.asn.au
sl.scoutevents@vicscouts.asn.au
sl.scouts@vicscouts.asn.au
scouts.comm.bays@vicscouts.asn.au
scouts.comm.geelong@vicscouts.asn.au
scouts.comm.gippsland@vicscouts.asn.au
scouts.comm.lerderderg@vicscouts.asn.au
scouts.comm.loddonmallee@vicscouts.asn.au
scouts.comm.melbourne@vicscouts.asn.au
scouts.comm.mtdandenong@vicscouts.asn.au
scouts.comm.northern@vicscouts.asn.au
scouts.comm.plentyvalley@vicscouts.asn.au
scouts.comm.western@vicscouts.asn.au
scouts.comm.westcoast@vicscouts.asn.au
scoutfile@vicscouts.asn.au
scouts.youthssc@vicscouts.asn.au

Assisting as Leaders at Stradbroke Cup & Leadership Courses

All leaders are encouraged to take an active role assisting at Stradbroke Cup as an assessor and as a Leader at Youth Leadership Courses. Both activities provide excellent opportunities to learn & reinforce personal Leadership skills, to further understand the capabilities of the Scout age group and to demonstrate how best to utilize the patrol system at Troop level.

District, Region & State Events

District (Region and State) events can bring together expertise and resources that are beyond the reach of individual Troops (and certainly Patrols) to run. Importantly, they can provide an exciting and challenging, while safe and accessible, activity for individual Patrols which can sometimes participate on a “dump and run” basis, with no need for individual SL involvement. There is a risk however, that too many District events can “crowd out” local Troop and Patrol initiated activities and also have other negative consequences. For these reasons all Districts are expected to consider their activities against the following principles:

- The Scout program can only be seen as effective when it is delivered through the Patrol System. It should be Patrols and the Patrol Leaders in the Troop Council who decide what activities the Patrol and the Troop will undertake.
- Because of their size, Districts, Regions and the State have the chance to run activities and events that draw on resources and skills individual Patrols and Troops can't access and this should be their focus. Ask, “What is the purpose of this activity?” In general, if an activity can be run effectively in a Troop, that's where it should be run!

- A lack of individual Leader experience in running a particular activity is generally not a sound reason for it to be offered as a District event (e.g. running basic youth hiking programs, Adventurer, Explorer and Pioneer expeditions, etc.). If a Leader doesn't have the knowledge, skills or experience to do something effectively, the role of the DL(S) is to work with that Leader in the Troop so that she/he gains the experience to do it next time.
- Districts should be constantly sensitive to what Troops actually need and want. The DL(S) should help Leaders to work with their Troop Councils to ensure that the Troop's program of activities is genuinely addressing the needs of a quality Scouting program for members.
- No District events should be "compulsory", or place undue pressure on already-busy Troop Leaders to make them work. The first responsibility of Leaders in the Troop is to the Troop!
- There are no absolute rules about how many District events should be offered in a year. It is hard to justify more than three or four activities per year that are not purely involving members of the Troop.

Promotion of District Events

Within the framework of the principles above, Districts are encouraged to broadly promote the major events they choose to run, through the Web and their District and Region Mindari. The promotion of suitable events will encourage Patrols of Scouts to take part in activities that interest them, wherever in Victoria the event is taking place. This has the potential to offer a choice of exciting, rewarding and worthwhile Scout activities, available to all Patrols.

Mixed Camping in the Scout Section

Leaders in the Scout Section are reminded of State policy in relation to mixed camping of members. In brief, there is no formal barrier to girls and boys using shared sleeping accommodation, but parents must be advised beforehand of the arrangements proposed.

Recognition of Prior Training in the "Younger" Section

To encourage members to move between Sections, Scouts Victoria has adopted the policy that a Cub Scout advancing to the Scout Troop who holds the Scout Link Badge, will be awarded the Scoutcraft Badge automatically on advancement - this is not negotiable! If a Scout Leader has doubts, then these are addressed through the linking process. A Scout advancing to the Venturer Scout Unit who holds the Adventurer Cord (Australian Scout Medallion award not required) and Venturer Scout Link Badge, and completes the Award Scheme component of the Venturing Skills Award while doing the Link Badge requirements, will be awarded the Venturing Skills Badge automatically on advancement. Recognition of prior learning in a younger section recognises that training in every section should be regarded as having the same value and technical soundness. Older achievers in all sections should feel confident and reassured that their efforts and training as "Scouts" are valid and valued. They should be able to start their "real" work in their new section as members who already have sound basic training.

Grey Wolf Award and Scoutcraft Badge

The Grey Wolf Award is the highest award to be achieved by a Cub Scout. However it is the successful achievement of the Cub-Scout Link Badge that qualifies the youth member for the Scoutcraft Badge in the Scout section. It is a requirement that Scout Leaders must be involved in the activities leading to the original awards in the Packs. So, Scout Leaders and Patrol Leaders get involved with your prospective 'newest Scouts' and "stop the dropout".

Scout Section Manual (Big Green Folder - BFG)

Copies are available as PDF files on the Web. At the time of preparation of this Info Book, the Manual contains ten practical program and idea booklets. Additional material is constantly under development and will be available on the Web. Leaders are encouraged to provide their own "good ideas" (including great programs, new games, and innovative teaching ideas) so that additional material can be regularly circulated. Send your contributions to the State Commissioner - Scouts.

TC6 – Troop Council 6

TC6 was introduced in 2015 and will run again in 2017. Patrol Leaders can pledge that their Troop will run six Troop Councils for 2017 on a website at www.tc6.vicscouts.com.au, with tips on how to run effective Troop Councils and other useful ideas and resources. Troops can enter competitions, including photos of Troop Councils held at the most interesting places.



Scout Website

The Members' website is accessible at www.vicscouts.com.au/scouts. Scouts have a special section of their own. We encourage you to go there and follow the Scout section microsite to keep up to date with all the news - created to create easier communication for everyone in Scouting.

The Australian Scout Medallion

The Adventurer Cord is not available from normal Badge outlets. Instead, a special form is available from the Victorian Scout Centre, your DL(S), or from the Victorian website - Info and Forms, Award Applications section. This must be completed, signed by the SL and the Troop Council Chairperson, and forwarded directly to the Victorian Scout Service Centre, no less than 3 WEEKS before the presentation.



- Saturday 6th May; closing date Friday 14th April CRC Sydenham
- Saturday 25th November; closing date Friday 3rd November CRC Sydenham

The cord, with the "miniature" badge, is forwarded by return mail to the Scout Leader without cost. The form is then used to ensure that the Australian Scout Medallion holder is invited to the next Award function. The medallion is presented at this ceremony. We have continued to refine the computer program that generates the personal report, so that the statement is as comprehensive as possible. This means that full information must be provided by the Troop Council and Scout Leader and the latest version of the form must be used. For this reason Adventurer Cord/Australian Scout Medallion Award notifications cannot be accepted unless the correct form has been used. If in doubt, please check with your DL(S) or Scout Commissioner.

Leaders should ensure that presentation of the Cord itself takes place at a suitably significant occasion. The current advice form provides some suggestions for Leaders on how to do this. Scout Leaders have an obligation to ensure that the great achievement is recognised for what it is, and that other Scouts see it as an achievement worth striving for. The "miniature" Badge, presented to a Scout at the same time as presentation of the actual Cord, is intended to be worn on the uniform immediately upon presentation. The "miniature" replaces the actual medallion and is worn by suitably qualified Venturer Scouts at the bottom of the left sleeve of the uniform, once in Venturers. Refer to current diagrams in Venturer Scout handbooks to ensure proper placement.



VENTURERS



Provided by Rod Byrnes, State Commissioner Venturers and Gary Steinhardt Assistant State Commissioner Venturers

State Venturer Council

State Cmmr. Venturers
 Assistant State Cmmr. Venturers
 Unit Chair SYVC
 Venturer Cmmr. Bays
 Venturer Cmmr. Geelong
 Venturer Cmmr. Gippsland
 Venturer Cmmr. Lerderderg
 Venturer Cmmr. Loddon-Mallee
 Venturer Cmmr. Melbourne
 Venturer Cmmr. Mt Dandenong
 Venturer Cmmr. Northern
 Venturer Cmmr. Plenty Valley
 Venturer Cmmr. Western
 Venturer Cmmr. West Coast
 Venturer Cmmr. Advisor

Rod Byrnes
Gary Steinhardt
Andrew Strachan
Ryan Tofts
c/o Julie Gunn
Phil Britt
c/o Bruce Ellis (
c/o Ian Lock
Peter Datson
Duncan McColl
Ian Collins (
c/o Jenni Tayler
c/o Ian Lock
c/o Ian Lock
Doug Waldron

sc.venturers@vicscouts.asn.au
 asc.venturers@vicscouts.asn.au
 syvc@scoutsvictoria.com.au
 venturers.comm.bays@vicscouts.asn.au
 venturers.comm.geelong@vicscouts.asn.au
 venturers.comm.gippsland@vicscouts.asn.au
 venturers.comm.lerderderg@vicscouts.asn.au
 venturers.comm.loddonmallee@vicscouts.asn.au
 venturers.comm.melbourne@vicscouts.asn.au
 venturers.comm.mtdandenong@vicscouts.asn.au
 venturers.comm.northern@vicscouts.asn.au
 venturers.comm.plentyvalley@vicscouts.asn.au
 venturers.comm.western@vicscouts.asn.au
 venturers.comm.westcoast@vicscouts.asn.au

State Venturer Council

The council meets monthly on the second Wednesday, comprising the State Commissioner Venturers, Assistant State Commissioner Venturers, Venturer Commissioners - Regions, State Youth Venturer Unit Chair and State Youth Venturer Deputy Unit Chair - chaired by the State Commissioner Venturers.

State Youth Venturer Council

The youth council comprises the State Youth Venturer Council Unit Chair, State Youth Venturer Council Deputy Unit Chair and six State Youth Venturer Council members. This council meets regularly to provide youth-led input into decision-making for Venturing in Victoria.

Becoming a Venturer

Venturers are mostly comprised of Scout-age youth who are excited about continuing on their Scouting journey and looking forward to the next challenge. As Venturers are very social, many new members are introduced to the exciting world of Venturer Scouts by their friends. All Units in Victoria welcome and encourage new members to share the adventure with them.



Try Venturing

Aim: To encourage youth members to continue on their scouting journey by getting a taste of what it's like to be a Venturer.

Principles: the full Try Venturing kit can be accessed at www.vicscouts.com.au

- The Try Venturing badge is awarded to experienced Scouts who have taken part in Venturing activities including but not limited to regular Unit nights, Anything Goes and Victorian Gathering.
- Both the Scout Leader and the Venturer leader will help guide when the Scout progresses to Venturers and achieves the Scout/Venturer link badge but it remains the Scout's decision.
- Badges are available from the Victorian Scout Centre

Recognition of Prior Scout Achievement

A Scout advancing to a Venturer Unit, who holds the Adventurer Cord, the Venturer/Scout Link Badge and completes the Award Scheme component of the Venturing Skills Award, will be awarded the Venturing Skills Award automatically on advancement.

Queen's Scout Award

The Queen's Scout Award is made, on the recommendation of the District Commissioner, to Venturers who have completed the technical requirements for the Award as specified in the Venturer Scout Record Book and who, in the opinion of the District Commissioner, are worthy of receiving the Award. Achievement of Activity Area standards alone is not sufficient for a Venturer to gain the Queen's Scout Award - it is only the first requirement.

- Transfer between Districts - essential that the previous DC passes on Unit's approval for all work completed at transfer date.
- Nominations - must be made on the form available on the website. Prospective Queen's Scouts must have completed their work prior to their 18th birthday; however paper work and DC interview can be carried out afterwards.
- Presentation at Government House - all Queen's Scouts will be invited to attend Government House, usually in September/October to receive their Certificate from the Chief Scout. Those whose names have been received at the Vic. Scout Centre by the closing date (usually five weeks prior) will receive an invitation to attend - those unable to attend will have their Certificates sent to the District Commissioner or will be deferred until the following year's Government House presentation.

Scouting is an educational organisation.

The Queen's Scout Award is now widely recognised by the higher education sector, offering an alternative pathway for entry into university. Those who combine Venturers with the normal VCE subjects and undertake their Queen's Scout Award can now enter some university courses with up to 20 ATAR points less than their non-Queen's Scout counterparts. In other cases, an early offer of a guaranteed place is made (subject to passing VCE).

The Queen's Scout Award has also been mapped against curriculum as the equivalent of a Senior Victorian Certificate in Applied Learning (Senior VCAL). This provides an alternative pathway for entry to University without an ATAR.

The value of the Queen's Scout Award is now recognised by institutions including LaTrobe University, Victoria University, and the Australian Catholic University. A number of Venturers and Queen's Scouts have been accepted into university in recognition of their involvement, their service and their achievement.

Australian Queen's Scout Association (AQSA)

A fellowship of recipients of the Queen's or King's Scout Award. Subscription: \$50 for five years (\$50 for 10 years for those joining before their 21st birthday). Life membership: \$250. Info aqsa@scouts.com.au.

Australian Queen's Scout Association Founders Day Dinner

All King and Queen's Scouts are invited to the annual dinner of the AQSA.

Certificate II

Venturers may utilise the attainment of Venturer Award to gain two nationally accredited Certificate II qualifications (Business and Outdoor Recreation) by documenting what they do as part of their Unit and participating in other adventurous activities. These are awarded by the RTO, Scouts Australia Institute of Training (SAIT). Details and flow chart available on Scouts Victoria webpage.

Venturer Activities for 2017

Refer Program calendar

More info: www.vicscouts.com.au/events

Mawson Leadership Course – Elite leadership skills course

Advanced Leadership courses: July and September 2017. Details will be available on the Venturer website.



Venturer Courses 2017

As Venturers progress through the Award Scheme, they are required to complete a series of personal development activities including three obligatory courses. These courses may be weekend or single day duration and provide the Venturer Scout with the theory and hands-on practical knowledge of each area of specialty. As part of gaining the Venturer Award, Venturer Scouts must complete an Initiative Course and a Unit Management Course. In order to achieve their Queen's Scout Award, a Venturer Scout must complete a Venturer Leadership Course and then apply those skills over six months in a leadership role.

Venturer Courses are scheduled throughout the year to provide the best opportunity for a venture to complete the requirements and fit in with their already busy schedule. Course details and registration information are available on the website.

ROVERS



*Provided by Jody Freeman, SC Rovers; with
Jasmine Dickson VRC Chair; and
Peter Wotherspoon, Chris Eagle, and Greg Davies, ASCs Rovers.*

State Rover Scout Council

Chairman	Jasmine Dickson	chairman@vicrovers.com.au
State Commissioner	Jody Freeman	sc.rovers@vicscouts.asn.au
Assistant State Cmmr.		asc.rovers@vicscouts.asn.au
Assistant State Cmmr.	Peter Wotherspoon	peter.wotherspoon@vicrovers.com.au
Assistant State Cmmr.	Chris Eagle	chris.eagle@vicrovers.com.au
Asst State Commr. (Moot)	Greg Davies	greg.davies@vicrovers.com.au
Rover Cmmr. – Bays	Drew Lazenby	rovers.comm.bays@vicscouts.asn.au
Rover Cmmr. – Lerderderg	Mick Whyms	rovers.comm.lerderderg@vicscouts.asn.au
Rover Cmmr. – Mt Dandenong		rovers.comm.mtdandenong@vicscouts.asn.au
Rover Cmmr. – Melbourne	Tony Nathan	rovers.comm.melbourne@vicscouts.asn.au
Rover Cmmr. – Plenty Valley	Jeff McIlvain	rovers.comm.plentyvalley@vicscouts.asn.au
Rover Cmmr. – Gippsland	Peter Gibson	rovers.comm.gippsland@vicscouts.asn.au
Rover Cmmr. – Murray Midlands (Northern, Western & Loddon Mallee)	Barney Thornton	rovers.comm.northern@vicscouts.asn.au
Rover Cmmr. – South West (Geelong and West Coast)	Scott Manning	rovers.comm.geelong@vicscouts.asn.au

The Rover Scout section, referred to internally as Rovers, is open to young adults from 18 to 26 years old. The section is self-governing through Region Rover Communities, The Victorian Rover Council and the National Rover Council, all of which are elected by the membership. A revised and updated Baden-Powell Scout Award has been developed and implemented in 2015 including a modernised Squire Training program. The other main current project for the Rover section in Victoria is preparing to host The Moot (National Rover Moot) in 2016/17

Organisation

Rover Councils have been established at State and Region level in accordance with the provisions of P and R, R9 Rover Section. At Region level, Rover Communities meet monthly or bi-monthly and are responsible for the co-ordination of Crew activities, assistance with Award Scheme, the approval of Crew names, scarves, and badges, and for the running of activities for the Rovers of the respective Region, or on behalf of the Victorian Rover Council. Region Rover Communities can be contacted through either the Rover Commissioner for the Region or the Victorian Rover Centre.

Our Region level Rover Councils are known as Rover Communities, to prioritise participation and inclusion of all members to further encourage growth and development within Rovers. All Rovers are encouraged to attend their monthly community gathering. The Rover Section aligns with the Region boundaries set by the State, with the exception of two Regions, South West and Murray Midlands. South West comprises Geelong and West Coast. Murray Midlands comprises Western, North West and Loddon Mallee Regions. This is so the Region Teams have the resources to serve the geographical location they cover.

The Victorian Rover Council (VRC) meets on the fourth Wednesday of each month (except December and away meetings) at the Victorian Rover Centre. The VRC aims to have two away meetings per year outside of the Centre to encourage participation and to assist the council to see the assets and areas it covers. The VRC is responsible for the training and development of Rover Scouts in Victoria and also manages a number of sub-committees that deal with the section's activities and administration, motorsport accreditation and affiliation to CAMS (through the Rover Scout Motorsport sub-committee) and the monitoring of safety and insurance issues for Rover Scout events and properties (through the Rover Risk Management team).

The VRC maintains the Victorian Rover Centre, just off Ferntree Gully Road for the use of Victorian Rovers. This facility provides a large meeting room, board room, breakout room, kitchen facilities, toilets and a shower, as well as the Rover Office. This Centre is used for all meetings of the VRC and its Sub Committees, as well as weekend courses, seminars, information days etc. Rovers are typically in the Centre on any Wednesday evening

Rover Service

The Rover Motto is "Service" and to Rovers, service is the help that a Rover Scout gives to someone, a community or an organisation to further their own development, especially through the use of scouting skills, ability and knowledge. All service requests for service from the Rover Section should be sent to the VRC Deputy Chairman at deputy.chair@vicrovers.com.au

Victorian Rover Centre

For enquiries about VicRovers membership, events and properties

Address: Highland Avenue, Oakleigh East (off Ferntree Gully Rd)
 Postal Address: Victorian Rover Centre, 152 Forster Road, Mt Waverley VIC 3149
 Phone: (03) 8543 9900
 Email: info@vicrovers.com.au
 Web: www.vicrovers.com.au



Victorian Rover Assets

Victorian Rovers own a number of assets. These are fantastic facilities set up and run by Rovers for both our own section and for others to hire and use too. These have been purchased and maintained over the years by dedicated Rovers (both current and former) and are an excellent venue to hold training activities, meetings, camps or courses.

W.F. Waters Ski Lodge (Baw Baw Rover Lodge)

www.bawbawrovers.com

In the Alpine Village, a short walk to the ski runs, named after Bill Waters who was HQ Commissioner for Rovers 1930-1965.



Bogong Rover Chalet

www.bogongroverchalet.org.au

1.5km from Falls Creek, accessible on skis during winter and a short hike from the car park in summer.



Mafeking Rover Park

www.mafekingroverpark.com

Purchased 1992 for motorsport, is now a hub for Crew, environment and motorsport activities. Ample car parking space, camping areas and many activities ideal for Rovers, Venturers, Scouts and Cubs. Canoeing on Lake Surfmoor, abseiling, a large nature trail and BMX Course. Operated by Rovers for the benefit of Scouting - working bees every 3rd full weekend of the month. During the next twelve months, and in preparation for The Moot, there will be substantial developments at Mafeking. These will include the removal of the Northern Region Building and replacement with a picnic shelter and toilets and showers, construction of additional toilets on the site and drought-proofing Lake Surfmoor. Additionally, plans are well advanced for the construction of a Multi-Purpose Activity Centre (MPAC) which will include a large training/meeting space, catering facilities, meeting rooms and accommodation for some 40 people in motel style rooms.



Certificates of Adult Leadership in Rovers

The Chief Commissioner, who shall consider the recommendations of the Victorian Rover Council, issues appointments as State Commissioner and Assistant State Commissioner in the Rover Section. Recommendations for other roles of Commissioners in the Rover Section are made to the Chief Commissioner by the State Commissioner Rovers in consultation with the Region Rover Council. The procedure for Certifying Rover Advisers is as follows:

1. Crew decides that it would like XYZ as its Rover Adviser and XYZ agrees.
2. XYZ completes an A1 form, a police check form and provides a photo ID which is forwarded to the Group Leader/Leader in Charge and then to the District Commissioner who forwards them to the Scout Service Centre. The District Personnel Committee will then interview XYZ.
3. When XYZ is accepted by the Chief Commissioner, a Certificate of Adult Membership, and Certificate of Adult Leadership as a Trainee Rover Adviser is sent via the DC to the GL/LIC.
4. XYZ completes their Basic level training. Extranet automatically generates the A2 form and XYZ is issued a new CoAL as a Provisional Rover Advisor.
5. XYZ completes their Advanced level training, including Project and evaluation. XYZ is issued with the Rover Woodbadge. Extranet again generates A2 and another new CoAL, as Rover Advisor, is sent via the DC/LIC.

Review of Appointments

Policy and Rules requires all CALs reviewed every three years. In the case of Rover CALs, the view of the relevant body should be to consider at the time of the review, for example:

- for the Rover Adviser, the view of the Crew should be sought - Crews should re-confirm their RA every year at their AGM.
- for the Rover Commissioner - (Region), the Region Rover Council,
- for the SC (Rover Scouts) or the ASC (Rover Scouts), the Victorian Rover Council.

Membership Records (A1)

Group Leaders and District Commissioners having a Rover Crew as part of their Group/District should arrange for each Venturer Scout progressing to Rovers to personally sign a new Membership Record (A1) form because, by the Age of Majority Act 1977, all persons attaining the age of 18 years now have conferred upon them the juristic competence and capacity of full (adult) age. The signed A1 Form should be retained on the Group, District or Crew file, according to local custom. However, where a person initially joins the Movement as a Rover, without prior membership in Venturers, the completed A1 Form, signed by the Rover, is to be forward to the Scout Centre Office for registration in the normal way. Once registration is completed the A1 Form will be returned to the Group or Crew, which is designated, on the form. When completing an A1 as a Rover, the Police Clearance, References and PLA sections are not required to be completed. Once registered, Rovers should be issued with a Certificate of Adult Membership, and accept and agree to the Adult Code of Conduct on the reverse of this Certificate.

On completion of the A1, all extranet details need to be checked to ensure the Rovers email address, mobile phone and other contact details are up to date, and particularly, parent mobiles and emails are amended to the Rovers own. This is important as the Rover communication systems rely on this information being accurate.

Working With Childrens Checks For Rovers

All members who have turned 18 must also complete a 'Working With Children Check' (Go to the Department of Justice for the most up to date form). This is to be completed as soon as possible and State notified once the member has been provided with a Working With Children Card. Refer to Info Book about the 'Working With Children Check' to fill out the application correctly. This information is also available under Resources > Crew & Membership > Working With Children's Check on the Victorian Rovers Website www.vicrovers.com.au. Rovers who have not advised their service centre of their Working With Children Check card number within three months registration of a Rover/ turning 18 will be deregistered and not permitted to participate in any Scouting activities until the Working With Children Card number is provided and recorded on Extranet.

Participation and Linking

As with other sections Rovers has a link badge that can be awarded to Venturers who are joining Rovers. The official age group for Rovers is 18 to 26 birthdays. It is encouraged that Venturers begin to link to Rovers at 17 1/2 and then become inducted or invested to the crew at 18. It is left to the discretion of the Crew Leader and Rover Adviser to permit attendance at Crew activities by members not yet 18 years old, however all major Rover Events and any Crew camp or overnight activity are for over 18s only. If you are unsure, contact your Region Chairman for guidance.

Baden Powell Scout Award

The new Baden Powell Scout Award was launched in January 2014, with the transition period ending at the end of 2015; all Rovers from January 2016 will be completing the award under the new scheme.



The trained Baden Powell Scout Award Support Team in your Region will be able to provide support, and advice on any aspect of the Baden Powell Scout Award.

The Baden-Powell Scout Award is made on the recommendation of the Rover Crew to those Rovers who have completed the technical requirements for the Award as laid down by the Victorian Rover Council, and, who are, in the opinion of the Crew, worthy of receiving the Award. Each recommendation for the Award should be made on the standard nomination form available from Region Rover Communities or www.vicrovers.com.au.

The Crew Leader needs to contact the Baden Powell Support Team once a Rover has completed the requirements for the Award, to enable the setting up of a Self-Reflection Interview. Once this interview has been satisfactorily completed, the Crew needs to submit the completed form to the Region Rover Community for noting; this will then be passed up through the VRC to the Chief Commissioner. The SC Rovers will inform the relevant GL/LIC, DC and RC via email when the award is approved.

Upon approval of the Award, the Victorian Rover Council will send the Baden-Powell Scout Award Badge to the person nominated to present it, who will be contacted by the Crew Leader or Rover Adviser in order to arrange for their presentation. All B-P Rovers will be invited to attend Government House to receive their certificates from the Governor. Presentation ceremonies are held in conjunction with the Queen's Scout Ceremony each year.

The Baden Powell Support Team can be contacted by emailing: bpsa@vicrovers.com

Regular Rover Section Councils

Committee

Mafeking Rover Park Comm. of Man.
 Baw Baw Rover Crew
 Rover Scout Motorsport (RSM)
 VRC Office Bearers
 Mudbash
 The Moot Organising Council
 Bogong Chalet Management Group
 Surfmoort
 Victorian Rover Council (VRC)
 State & Region Commissioners
 Region Chairman
 Subcommittee Chairman
 Rover Risk Management

When

1st Monday of the month, except Jan.
 1st Wednesday of the month, except Jan.
 1st Wednesday of the month, except Jan.
 Sunday 10 days before VRC
 2nd Wednesday of the month, except Jan. & June.
 2nd Wednesday of the month
 3rd Wednesday of the month,
 3rd Wednesday of the month
 4th Wednesday of the month, except Dec.
 5th Wednesday of the month (when they occur)
 At the discretion of the VRC Deputy Chairman
 At the discretion of the VRC Assistant Chairman
 Contact - rovers.riskmanagement@vicscouts.asn.au

All the above meetings are held at the Victorian Rover Centre, Highland Ave, Oakleigh East unless otherwise advertised.

All Subcommittees except for Surfmoort and the two Ski Lodges have their Annual Meetings in August. Surfmoort's is held in March, and the Ski Lodges in October.

VRC elect their new Officer Bearers in May of each year, with the Office Bearers taking over on 1st July that year. The VRCs Annual Meeting is Rover Dinner held on the fourth Saturday in October.

Rover Events

Glass Policy

All Major Rover Events, such as MARB, Mudbash and Surfmoort are Glass Free Events; this includes all glass from sauce bottles to drink bottles. Mafeking Rover Park is a Glass Free Site; this means any user, not just at Major Rover Events, cannot and must not bring glass on to the site.

Rover Events 2017

The principal activities for which the VRC is directly responsible are Surfmoor, Rover Dinner, Mudbash, Metropolitan Area Rover Ball, Motorsport events and Winter Ski Parties at Bogong and Baw Baw. Refer Program Calendar. For info re other Rover activities:

- refer to www.vicrovers.com.au
- Email to info@vicrovers.com.au

Regular Rover Community Gatherings

NOTE – Annual Meetings of Rover communities are held in July and August each year. Elections for each new Region Team will take place at these Meetings.

Region	When	Where
Bays	1st Tuesday of the month, except Jan. 8pm	Roaming Meeting – chair.rovers.bays@vicscouts.asn.au
Gippsland	1st Sunday of every second month, starting Feb.	Morwell East Scout Hall - rovers.gippsland@vicscouts.asn.au
Lerderderg	2nd Tuesday of the month	Roaming Meeting – chair.rovers.lerderderg@vicscouts.asn.au
Melbourne	3rd Tuesday of the month, except Jan. 8pm	1st Malvern Scout Hall - rovers.melbourne@vicscouts.asn.au
Mt Dandenong	1st Wednesday of the month, except Jan. 8pm	Heathmont Scout Centre - chair.rovers.mtdandenong@vicscouts.asn.au
Murray Midlands	1st Tuesday of the month, 8pm	Skype – chair.rovers.murraymidlands@vicscouts.asn.au
Plenty Valley	2nd Thursday of the month, except Jan 8pm	Bundoora Scout Hall - chair.rovers.plentyvalley@vicscouts.asn.au
South West	Quarterly	Roaming Meeting – chair.rovers.southwest@vicscouts.asn.au

Rover Training

Intro to Rovers Courses – There are Two Intro courses scheduled, one during Mudbash and one during Surfmoor.

Applications for these courses can be made on the day (although we'd prefer you to pre-register) while all other courses must be applied for in accordance with normal training policy - see Section 6 - Leader Training & Development. Intro to Rovers courses are also available "on demand" by getting the TR1 forms for eight Rovers to the VRC Training Officer. Rover Trainers can visit your Crew and present the course. This is a great Crew activity that can help you to see ways that your Crew can become even better.

Basic & Advanced Courses

Rover Section Basic & Advanced Practical Courses are held throughout the year. For course details, look at the State Training Calendar, the training section of vicrovers.com.au or by contacting the Victorian VRC Training Officer at training@vicrovers.com.au

Training Mentors for Rover Scouts

Experienced Rovers are available to help Rovers completing their Basic level training as Training Mentors and Personal Leader Advisors. To get in touch with a training mentor, contact your Region Team. Mentors for Rover Advisors are nominated at registration/transfer in the same way as all other Adult Leaders.

Appointing a Rover Scout as a Personal Leader Advisor:

1. XYZ completes their Rover Wood Badge and the PLA Course
2. XYZ mentors some Rovers in completing Basic Training.
3. The Rover Region Chairman or Rover Training team member nominates XYZ to the State Commissioner – Rovers, who if in agreement, will recommend the appointment to the State Commissioner – Adult Training and Development.

Rover Training Support Team - a group of Rovers and RAs who assist the Victorian Training Team in delivering quality training to Victorian Rovers. We also promote Rover courses and help Rovers to get on those courses. Members must have completed Basic Training and be committed to completing the Woodbadge. For more information on joining, contact the VRC Training Officer - training@vicrovers.com.au

VicRovers Team Induction - Each year, the VicRovers Team Induction is run to welcome new Region and Subcommittee members to Rover Governance. The date will be announced before the start of AGM season. It's half a day of networking and "things I wish I'd been told when I started" The cost is covered by the Victorian Rover Council. Generally, it's at the Rover Centre in September.

DIVERSITY AND INCLUSION

State Commissioner Diversity and Inclusion
sc.diversity@vicscouts.asn.au

Scouts Victoria is an organisation that celebrates diversity as a strength of the Victorian community. Membership at all levels should reflect the diversity of the population regardless of race, gender, creed, physical disability or ability, intellectual disability or ability, socio-economic status, background, family situation, sexual orientation or age. Diversity and inclusion, access and equity are cornerstones of Scouting. Scouts Victoria is an inclusive organisation that is proud to welcome all as we know this is a strength of the World Organisation of the Scouting Movement. The new State Commissioner Diversity and Inclusion will be heading up a team to raise awareness on diversity and inclusion issues and to provide advice, education and resource materials for leaders on supporting youth to engage in Scouting programs and to ensure diversity and inclusion can be supported at all levels of Scouts Victoria. Materials already available are on the Health, Special Needs and Spiritual Development webpages. Initial inquiries can be made to sc.diversity@vicscouts.asn.au.

Health

The health of members is very important – youth and Leaders. Leaders are encouraged to contact the SC Diversity & Inclusion if they need support or assistance including information to provide a better understanding of youth health and special needs issues within a section or group. Speakers and people to assist can be organised on many topics for sections, groups, districts or regions, city or country. Information and articles on Health related issues for youth and Leaders are regularly updated. Please become a follower of Health and Special Needs on to be notified of updates.

Special Needs - Scouting with (Dis)Abilities

State Policy is that young people with special needs including disability should be given the opportunity of participating in scouting locally - if this is not possible a placement in a specialist Scout Group may be considered. Children with special needs/disability are enrolled like other youth members. However Leaders are entitled to full information about the nature of the child's disability, the details of personal care required including medication and the use of any equipment and whether Leaders require special training. Before registration the Group should be aware of any need to make changes to the meeting hall such as the installation of ramps and modification to toilets and the costs involved. Funding is sometimes available from local council for this type of work. The Special Needs Support Team is available to make the integration process as smooth as possible and also to provide helpful tips about including the child in your program.

Age Policy: Age brackets for the various sections apply but where there are special circumstances consideration may be given to an extension of time in any of the sections. When the extension of time is the recommendation of a section Leader and other Leaders of the Group it must be discussed with the section State Commissioner and the State Commissioner Diversity.

Progress through the Scout Program: All youth members are expected to complete aspects of the scout program to the best of their ability. Adaptations can be made to assist a person with a disability. Short time extensions can also be made to enable a youth member to complete a particular level if their progress has been slow due to physical or intellectual impairment. Other special needs that may require an extension of time might include prolonged illness, family breakdown, close bereavement, interstate move and difficulties when English is not the main spoken language.

Participation in Wider Scout Activities: Youth members with special needs/disabilities, whether integrated into local Groups or members of specialised Groups, should be encouraged to be involved in activities at all levels of Scouting – Group, District, Region, State, National and International. Web: Diversity www.vicscouts.asn.au/Disabilities - through the Special Needs icon.

Spiritual Development

Spiritual Development is being developed with the assistance of dedicated people, representing various beliefs, committed to serving all in Scouting by the provision of practical resources for the purpose of assisting in the task of encouraging and understanding faith as well as the spiritual development of our youth members.

Internet resources that may be of interest include:

- WOSM for games on spiritual development www.scout.org/en/about_scouting/the_youth_programme/spiritual_development
- Cultural and Religious Diversity - 'Racism, No way!' –Australian anti-racism education initiative by the Dept. of Education and Training on behalf of education systems nationally www.racismnoway.com.au/classroom/factsheets
- Jewish-Christian-Muslim Association (Australia) links to resources developed for use in schools. www.jcma.org.au and some practical expressions of exercising our Duty to God through Fair Trade
- Join the Community and educate our youth: www.fta.org.au/sites/default/files/downloads/FairTrade%20Workplaces%20Guidelines.pdf
- Signup and application www.fta.org.au/sites/default/files/downloads/FairTrade%20Workplaces%20Application.doc
- Where to buy Fair Trade www.fairlylocal.com.au/

Social Groups for LGBTIQ Scouts

A number of Rovers and Venturers have expressed interest in establishing a social and support group for LGBTIQ Scouts and friends. Similar groups are now in many state, private and Catholic high schools. For many young people, Scouting forms the principal social network and may feel more comfortable participating in a group auspiced by Scouting. These groups receive considerable support from the Safe Schools Coalition and other non-profits. If you have skills that are relevant to supporting the proposed group, please email sc.diversity@vicscouts.asn.au.

ENVIRONMENT



State Leader Environment Mel Nicholls
sl.environment@vicscouts.asn.au

The Victorian Scout Environment Team develop activities and resources to assist Leaders to include “a scout cares for the environment” in their programs. The team welcomes new people to assist in this important and exciting area. There are many ways in which you can become involved:

- Become a member of the team, who meet regularly at the Victorian Scout Centre.
- Act as the local representative for environment activities in your Region or District. You can communicate with the team via phone hook-up, email or in person.
- Support projects on a short term basis at a day or weekend activity or with the development of resources for a fixed time. For more information see: www.vicscouts.com.au/environment or www.facebook.com/ScoutsAustraliaEnvironmentProgram

World Scout Environment Program (WSEP)

The World Scout Environment Program is a collection of tools resources and initiatives to support the development of environmental education in Scouting around the world. The WSEP includes a framework for environmental education and the World Scout Environment Badge, activity resources and guidelines for Scout Centres of Excellence for Nature (SCENEs). For further details visit <http://www.scout.org/wsep>. Below is a brief summary of some elements of the WSEP:



World Scout Environment Badge

The World Scout Environment Badge seeks to create an awareness of personal responsibility for the environment. The badge is carried out in two sections: Explore and Reflect, and Take Action. There are three age levels: under 11 years, 11-15 years and over 15 years. Guidelines for each section are available on Scout Central.

An event of your own?

Are you interested in running an environmental event? Need a bit more support to make it happen? Want to show off your event to Scouts across Victoria? Let us know!

Landcare Badge

To be eligible for a Landcare Badge, Scouts can participate in any three nationally accredited environment events either supported or run by Landcare Australia (including Landcare Week, Planet Ark's Tree Day, Keep Australia Beautiful and Clean Up Australia). Alternatively, Scouts who are members of a Landcare group only need to provide evidence they are regular volunteers to be awarded a Landcare badge. In total scouts will only need to spend 10 hours on either option, and these hours must be completed within a 12 month period.



Minimal Impact Activities

These guidelines have been developed to apply to activities such as camping, bushwalking, cross country skiing and rock climbing, and are based upon the principles of 'Leave No Trace'. There are seven principles upon which to focus to ensure that we minimise our impact on the environment when we visit our natural areas (including Scout camps, national parks and other areas outside). A few examples for each area are provided. Further information can be found at the Leave No Trace (Australia) Website (<http://www.lnt.org.au/>) and in the "Fieldbook for Australian Scouting".

- Plan Ahead and Prepare
- Educate yourself on the area – ask for local advice, be aware of regulations that apply, and consult maps and appropriate websites (eg <http://parkweb.vic.gov.au/>)
- Plan for your group – take into account group size, experience and capabilities when going on an adventure
- Be prepared for extreme weather, hazards and emergencies – ensure that ScoutSafe is in place
- Avoid high use periods if possible – this both minimises environmental impacts and can make for a better experience for the group
- Use proper gear – using appropriate and maintained equipment will both make your experience more enjoyable, and minimize your environmental impact
- Plan your meals – when on an adventure, meals need to be nutritious and provide energy, but ideally they also contain minimal packaging and have correct portion sizes in order to reduce waste.
- Travel and Camp on Durable Surfaces
- Use established campsites rather than making a new site – good campsites are found, not made
- Trenches should not be dug for any reason – drainage, fire pits, etc.
- Don't place your tent on animal trails
- Protect water sources – camp at least 50 metres away from lakes, streams and rivers
- Stay on designated tracks to reduce impacts on other areas, don't create your own tracks
- If planning an off-track adventure, make sure you have the appropriate skills (e.g. spreading out impact, using durable surfaces, awareness of threatened species)
- When breaking camp, return the area to a natural state (e.g. cover scuffed areas with leaf litter, return sticks and rocks moved for tents)
- Dispose of Waste Properly
- Correct disposal of waste aims to avoid polluting water sources, eliminate contact with insects and animals, maximise decomposition and minimise the chances of social impacts
- Take time to locate and use toilets where possible
- If no toilet is available, a hole can be dug for human waste, at least 10-15cm deep and over 100m from water sources, campsites and tracks. Toilet paper should be carried out or buried – not burnt!
- Feminine hygiene products should be taken care of appropriately, not buried! – see <http://lotsafreshair.com/2015/03/11/how-to-deal-with-periods-when-hiking/> for ideas
- Avoid using soaps, but if necessary, dispose of at least 100m from a water source
- Remove all rubbish associated with the activity (e.g. food scraps, litter) and utilise 'Reduce, Reuse, Recycle'
- Leave What You Find

- Respect the cultural artefacts of indigenous culture, and leave them in place, undisturbed. Be respectful of sacred sites, don't take photos or damage the site in any way.
- Conserve the past, including both indigenous and European heritage.
- Leave natural objects undisturbed – take only photographs, leave only footprints
- Ensure that gear is cleaned between uses to prevent the spread of invasive species (e.g. cinnamon fungus)
- Minimise Campfire Impacts
- No fires should be lit in designated wilderness areas, above the tree line, or in designated “fuel stove only” areas
- Use a stove rather than a campfire
- Check local regulations and conditions regarding campfires and stoves, including fire danger ratings, declared total fire ban days, and local practices for disposing of ash and coals
- Do not light fires in dangerous conditions (e.g. windy, hot, dry, excess fuel in surrounding area)
- Build a minimum impact fire – use existing fire places, keep fire size to a minimum, use dead and fallen wood, don't burn plastics or metals on a campfire, raise fire off ground where possible.
- Never leave a fire or stove unattended
- Respect Wildlife
- Observe wildlife from a distance, and particularly avoid disturbing animals during sensitive times (e.g. mating and breeding season)
- Never feed animals, including inadvertently, through failing to store food and rubbish securely.
- Be Considerate of Your Hosts and Other Visitors
- Respect Traditional Owners and their country, including being aware of sacred sites and practices
- Respect other visitors and the quality of their experience – keep noise levels down, don't dominate natural viewing areas
- Be friendly to other people enjoying nature – maintain a cooperative spirit by sharing information, and make room when passing others on the track, river, road, wherever.

“The most important thing to take with you is the right attitude - that is, the utmost effort to leave no trace of your visit. It is a gift to future visitors and a gift back to the environment you have been privileged to enjoy.”

INTERNATIONAL



State Commissioner International - Lisa Picking
sc.international@vicscouts.asn.au

International Travel

If you or your group would like to travel overseas in a Scouting capacity but are not part of a National Contingent, please contact Lisa Picking in the planning stages of your trip to ensure all factors are considered. There are processes to ensure everyone has a safe and enjoyable trip and to ensure Scouts Victoria is aware of your plans should you need us.

International Events - Calendar

If an event has an official Australian Contingent, all members who wish to attend must apply to join the Australian Contingent.

The contingent charge will cover the cost of the overseas Scouting event as well as: an administration charge to the Scout Association of Australia National Office, airfares and any other transport as needed, two Australian scarves, name bar and presentation plaque(s) by the contingent team to the host organizers, insurance, as well as any gear as deemed

necessary to be supplied by a contingent. Individuals or groups may wish to apply as an independently organised group or contingent to an event if Australia is not sending a nationally organised contingent.

Date	Event	Country	Age Range
July	Norwegian National Jamboree	Norway	www.nord2017.com/#beprepared
July / Aug	15th World Scout Rover Moot	Iceland	www.international.scouts.com.au/
July / Aug	31st Asia - Pacific Region Scout Jamboree	Mongolia	www.international.scouts.com.au
July / Aug	World Scout Yth Forum & Conf.	Azerbaijan near Turkey	www.international.scouts.com.au/
July / Aug 2019	24th World Scout Jamboree	West Virginia, USA	www.international.scouts.com.au/

Interested in attending any of these or the MANY OTHER international Scouting events you discover for yourself?

Contact the State Commissioner - International) Scouts Australia, Victorian State, 152 Forster Road, Mount Waverley, 3149 or sc.international@vicscouts.asn.au. Provide your name, address, telephone number, age, gender and Scouting experience and reason for interest in an event. Details of events will be published across a range of media and communication methods including social media, the Scouts Australia International comprehensive section at www.international.scouts.com.au SCOUT magazine and the Victorian State My Scout web site as they become available.

Approval: If travelling as a group of scouting personnel, you are required to apply to State/National for approval. Forms for Approval to travel are available at www.vicscouts.com.au under info and forms, menu item Travel Forms.

Insurance: As a Scout group if you are not using Scouts Australia Insurance, you must organise your own personal travel insurance. When applying to participate in an overseas activity, attach a copy of your Travel Insurance Cover to your application

International Letter of Introduction & Australian Scouts scarves: Scouts travelling overseas either on business or for pleasure are entitled to hold an International Letter of Introduction. This letter enables them to make contact with overseas members of the Movement at the same time as establishing their bona fides in Scouting. It is valid for a maximum period of two years. If visiting an overseas country during the month before and the month after a Jamboree or large scale Scouting event in that country, a Letter of Introduction may be issued to an individual, but approval will not be given to a party to make such a visit. Application forms are available from the Victorian Scouts website.

Individual scouting youth and leaders with a Letter of Introduction are given an authority to purchase two Australian scarves, which the Victorian Scout Centre will arrange with the applicant with regard to purchase arrangements when the application form is submitted.

Members of Official Contingents and Delegations: Under arrangements made by the National Secretary and the Contingent or Delegate Leader, such members are issued by National Office with the Australian Scout scarf (usually two) and, if required, a gumnut woggle as a part of their "kit" and covered by the contingent or delegation fees.

Uniform for members going overseas: The official Scout uniform for all individual and national contingent parties of youth and leaders going overseas is the National Scouts Australia uniform policy (refer P and R). Travel to and from an overseas event will be in uniform or any appropriate and approved contingent attire.

All members of Scouting must remember that they are ambassadors for Scouting in Australia as the premier and largest youth movement and as such must wear their attire correctly and present themselves at all times in an appropriate manner. They must be appropriately proud to show that they are a part of world Scouting representing Scouts Australia.

Special Events Badges: The Chief Commissioner of Australia may approve the design and wearing of a special event badge produced specially for an Australian party, or approves the wearing of a badge produced by an Association overseas for all members attending the event. The National Secretary in conjunction with the Party Leader can arrange the production of such.

State and Local Name Tapes: Members may continue to wear State and local nametapes on the right sleeve when overseas. State or local badges worn on the front may have to be removed to provide space for special event badges or nametapes.

Time Limit of Wear: AP and R 14.1(3): “A badge authorised for wear in connection with a special event, gathering, camp, etc., or with a visit overseas, may not be worn by any uniformed member after three months from the conclusion of the event, or in the case of an event or camp held overseas, after three months from his/her return to Australia.”

International Travel - Emergency Contact Details

Each member of a National Contingent, Branch Service Project, or Branch Friendship Tour must register, or be registered, with the Department of Foreign Affairs and Trade (DFAT) Smartraveller website at least one (1) week prior to departure from Australia.

For medium to large Contingents, Contingent Leaders may register all members. For smaller Contingents, the Contingent Leader may register all members, or they may register themselves. Individuals travelling by themselves, or with a small number of others, to a Scouting event, but not as part of a Contingent, must also register with Smartraveller.

Contingent Leaders must also provide the International Office of Scouts Australia, with a copy to National Office, a list of Contingent participants and their “in country” emergency contact details (including telephone numbers) as well as the name and contact details (including telephone number) of their Next of Kin, at least one (1) week prior to the departure date. Branch Contingents must provide copies of this information to their local Branch. Members travelling individually or with a small number of others, but not as part of a Contingent must also provide this information.

Pen Pals

Who can have a Pen-Pal? - to be part of the Pen-Pal Program you must be a registered Scouts Australia Member, youth or adult. This will be verified with your relevant state before we link you with an overseas Pen Pal. Groups can also link with an equivalent Group or Section overseas. Registrations are now open for individual Australian youth members and Leaders, as well as Group links between a Mob, Pack, Troop or Unit and an equivalent Group overseas. . Contact: Mehru Roshan, National Pen-Pal Coordinator, int.penpals@scouts.com.au. or visit www.international.scouts.com.au/main.asp?iMenuID=17658023.

Correspondence Between Countries

Individual members of associations should make their initial written contacts and enquiries concerning Scouting trips with other associations through their International Commissioner - the most effective way of ensuring successful communication, particularly important with language and cultural differences, as well as ensuring that important protocols between Scouting of other countries and Scouts Australia are supported

International Accommodation

Accommodation is available at Scout Centres in a number of countries – visit the website or contact SC International for a list.

Gap Year Project

Project Commissioner International Gap Year - David Bossen pc.gapyear@vicscouts.asn.au

David is heading an exciting new project which aims to provide young Rovers and Leaders with opportunities to experience a stimulating Gap Year, based around using international Scout contacts and events and service opportunities. Look out for more info which will come as the project develops!

SISEP (Scouts International Student Exchange Program)

Victorian Co-ordinator SISEP: Robbyn Johnson

vic.sisep@scouts.com.au

National Co-ordinator SISEP: Barb Brook

int.sisep@scouts.com.au

Exchange 2017-2018 - Interested Venturers (aged 16- 17 years) are invited to submit an expression of interest found at www.scouts.com.au/sisep to go on Exchange to Indonesia, Japan, England or Denmark to experience, Scouting, Family & School life. Youth for England, Denmark & Japan depart Australia on the last Sunday in November while those going to Indonesia leave mid-December. Applications close on the 1st April 2017, with interviews held late in late April.

Hosting for 2017 - Venturer age youth members from Denmark, England Indonesia & Japan come on Exchange to Australia during the middle of the year to experience Scouting, School & Family life in Australia. Without travelling, Australian families of Venturer age youth have the opportunity to have an International experience. (All Australian families with members of the household 18 years & over require WWCs.) It is important that the school of the Venturer (or possibly a sibling) is prepared to provide the schooling component of this cultural exchange program. Forms for hosting are available www.scouts.com.au/sisep.

Funding Assistance - International Events

Assistance to international events is available for Victorian youth members including Rovers from the EML Fund, details of which are located in the Financial Assistance notes of this INFO book.

Lord Baden Powell Society of Australia - Funds

From time to time the LBPS will allocate an amount of money to each State of Scouts Australia to assist youth to go to an overseas event as a part of an Australian Contingent. Should a youth member be awarded a grant from this fund they can not apply for the EML Fund to also assist them for that same event.

Scholarships from the National Scouts Australia, International Office

From time to time a few financial scholarships may be made available for youth members and, for some events leaders as well, to attend Scouting events or delegations overseas. Such scholarships would be advertised through the various Scouting social media outlets, SCOUT mag and Scouting web sites. Applications would be awarded on a merit by merit basis following detailed criteria in the scholarship application form.

-15 years and over 15 years. Guidelines for each section are available on Scout Central.



Uniform Requirements at Events

If attending an event, the uniform requirements are as advised by the event organiser. As a guise, with your blue uniform you should wear beige or blue pants and black or brown shoes.

Section ID Epaulettes

Introduced during 2013 for Leaders who have completed basic training in the section in which they hold a Certificate of Adult Appointment. The epaulettes are placed on each shoulder, 1 centimetre from the shoulder seam and should sit flat on the shoulder.

Special Event Badge Approval

Only one of these may be worn on the front of the shirt at any time with the bottom of the badge level with the top of the pocket opposite. This badge may be worn there until replaced by another. In the case of the introduction of a new badge or the re design of an existing badge, the approval of the Chief Commissioner must be obtained before the badge is produced. To obtain approval, a coloured sketch showing actual size of the proposed badge should be forwarded to the Chief Commissioner through the appropriate channels. In addition to the main award-training program for each section, there are several awards:

Amateur Radio Operator
 Language emblem
 Queen's Guide Badge
 Their Service our Heritage
 Duke of Edinburgh Award
 World Conservation

Their Service, Our Heritage

The cost of \$1.50 includes postage and handling, send cheque and order to the Victorian Scout Centre.



Wearing An Award in the Next Section

- Joey Scouts advancing to the Pack who have gained the Joey Scout Promise Challenge are entitled to wear it while a Cub Scout until the Bronze Boomerang Badge is awarded.
- Cub Scouts advancing to the Troop who have gained the Grey Wolf are entitled to wear it while a Scout until the Pioneer Badge is awarded. It is worn at the bottom of the left sleeve in the place where the Citizenship Badge would be worn. The appropriate version of the Citizenship Badge is worn, instead, above the Pioneer, Explorer or Adventurer Badge.
- Scouts advancing to the Unit who have gained the Australian Scout Medallion are entitled to wear it while a Venturer until the Venturer Award is awarded.

Registration of Unit or Crew

Where members attend a District or combined Unit, or another Crew, they may be registered as a member of the Home Group and the combined Unit. To activate dual registration, contact your Group Leader.

Tapes and Scarves, Venturers

Units often include Venturers from several Groups, so the name used by the Unit can become an unwieldy combination of several Group numbers and/or names. It is appropriate the combined Unit adopt an alternative distinctive name. Since membership of a combined Unit consists of Venturers from more than one Scout Group it is also appropriate that a Unit scarf be adopted. It is recommended that the name chosen be a locality name. It is preferable it includes the name of the suburb, town, or city in which the Unit is located so that the District to which the Unit belongs can be readily identified. If a Unit covers a number of suburbs or districts then it may be appropriate to adopt a name, which reflects the general area of the district covered by the Venturer Unit. Where such approval is given, then the Unit will be known solely by the distinctive Unit name. Approval for the adoption of a separate distinctive name may also be given to a Unit, which is not a combined Unit – such Unit names are to comply with the requirements contained in the above paragraph.

Where such approval is given, the distinctive Unit name is to be used in addition to, and not in substitution for the Group designation of the Unit concerned. E.g. a Unit from 1st. Timbuktu adopts a distinctive name of Eden Venturer Scouts. The Unit would be officially known as “1st.Timbuktu (Eden) Venturer Scouts.” If it is not possible to obtain the written permission in relation to a deceased person, then a written submission is to be provided detailing why the name is to be adopted, the relevance to the Unit and reason why written permission from the closest living relation cannot be obtained. Approval will not be given for current Group or Section Leaders.

If it is known that a Rover Crew also has the same name, irrespective of the location within Victoria, written authority from that Rover Crew is to be obtained. Names of Venturer Scout Units must be in keeping with the spirit of the aims and principles of the Scout Association. Authority to adopt names which reflect cults, innuendos etc. will not be given. Authority for a Unit to adopt a distinctive name in addition to any Group designation can be given only by the SC (VS) after consultation with the VVC. Applications for such authority are to be submitted through Unit Council; Group Leader (multi-group Unit, through GL of sponsoring Group); District Commissioner via the District/Zone Venturer Council; Region Venturer Council and then the Commissioner for Venturers. Where authority for the adoption of a Unit name is granted, the SC (VS) will notify the Unit, with copy provided to all of the above.

Unit Scarf

Authority for a combined Venturer Unit to adopt a separate Unit scarf can be given by the DC subject to approval by the host Group Leader. If the scarf is to incorporate a special badge, then the badge needs approval of the Chief Commissioner via the SC (VS). Where Venturers attend Unit activities, all Venturers should wear the Unit scarf. Where Venturers in a combined Unit retain membership of their original Scout Group they should wear the Group Scarf when attending Group activities without the rest of the Unit. When a Unit attends a Group function it is the responsibility of the Unit Council to decide what scarves may be worn i.e. the whole Unit wears the Unit Scarf, the home Group Venturers wear the Group Scarf and the rest of the Unit wears the Unit Scarf etc. It would be expected that Venturers receiving their Queen’s Scout Award would wear the Group Scarf at the Queen’s Scout Badge presentation and at Government House. Units which comprise members drawn from one Scout Group will retain the Group Scarf as the Unit Scarf.

Tapes and Scarves, Rovers

In choosing a Crew name, it is preferable for each Crew to use the name of a prominent person whom it would wish to honour, since place names are now being used by Venturer Units. If the person chosen is still living, his/her approval should be obtained; if the person is deceased, the approval of his/her closest living relative should be obtained. All applications for approval of Crew names, scarves and badges should be forwarded by the Crew direct to the relevant Region Rover Council. A Crew using its Group scarf (without alteration) does not require the scarf to be approved, but should notify the relevant Region Rover Council. The Region Rover Council will then consider the application and any comments they may receive, and will normally approve the application. As the wish of the Crew should predominate, approval will be withheld only where another Crew is known to be using the name, scarf or badge or in the event of some other critical objection being raised.

On approval the Region Rover Council will forward the application to the Branch Rover Council for recording. The Branch Rover Council will consider only whether another Crew is already using the name, scarf or badge in question and if satisfied that this is not the case will automatically approve the application. The State Rover Council will then notify the Region Rover Council (who will notify the Crew), and any of: the Chief Commissioner, the Region Commissioner, the District Commissioner and/or the Group Leader as necessary. Where no Region Rover Council is operating, the application will be sent direct to the State Rover Council for approval.

Name Tapes

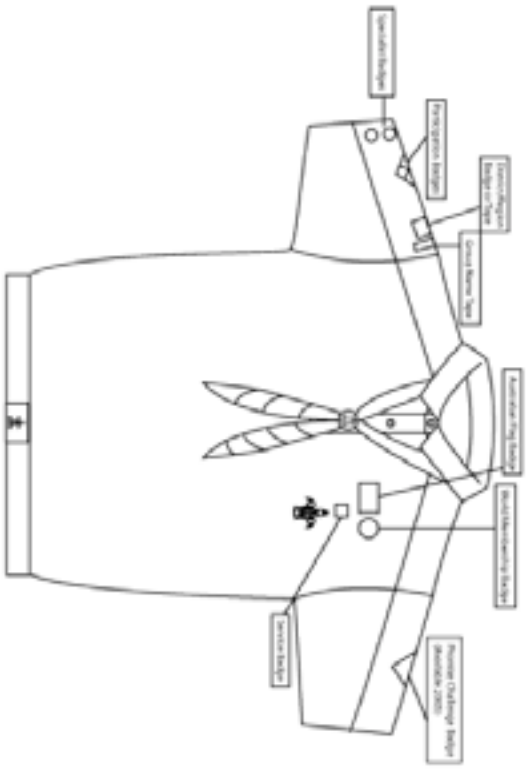
Maximum length of a tape is 12 centimetres. Lengthy names may require two tiers on the tape. Authorised tapes worn:

- Venturers: (a) Distinctive Unit name tape; (b) Group name tape; (c) Region and Victorian name tape; and
- Rovers: (a) Distinctive Crew tape; (b) Group tape; (c) District tape (or badge); (d) “Alpine Rovers” and “Bogong Rover Crew” tapes

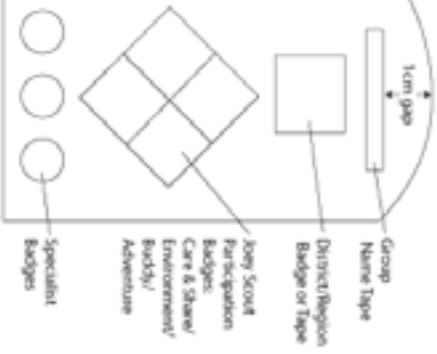
Placement of Badges on Shirts

TRY CUBS and TRY SCOUTS badges are worn on the Right Hand Side shoulder of the Joey and Cub uniform.

JOEY SCOUT



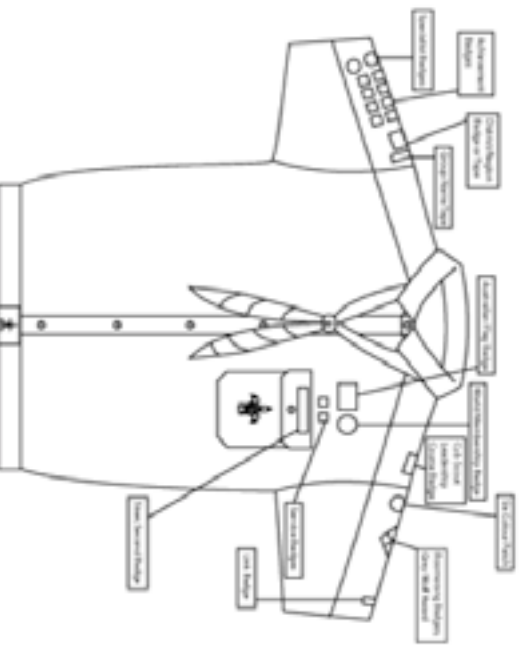
JOEY SCOUT RIGHT SLEEVE



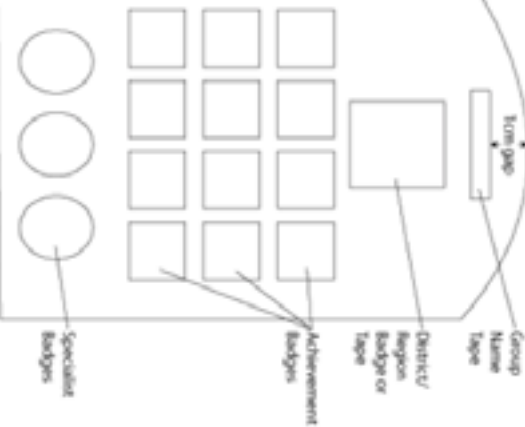
JOEY SCOUT LEFT SLEEVE



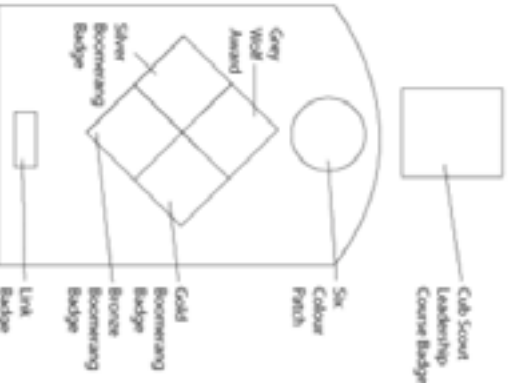
CUB SCOUT



CUB SCOUT RIGHT SLEEVE

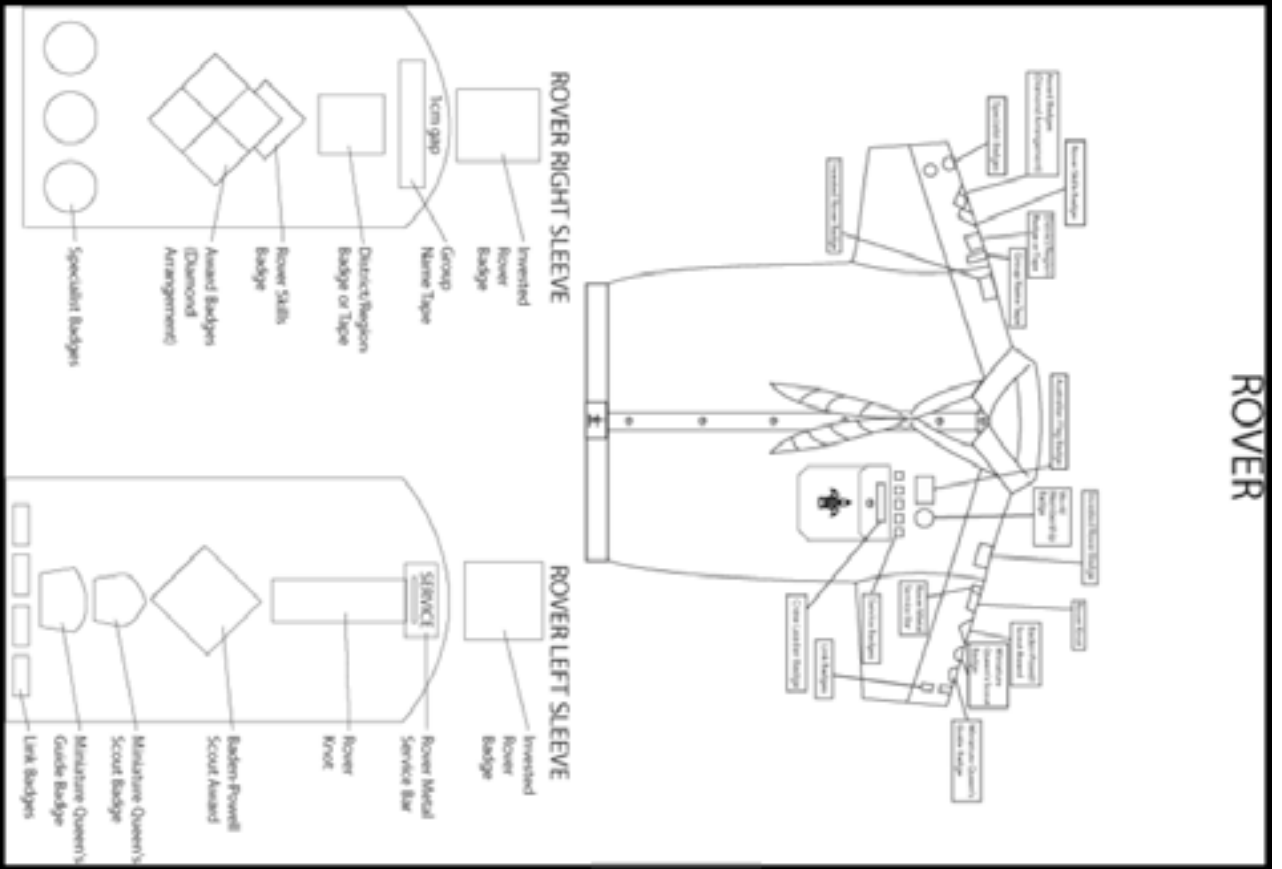


CUB SCOUT LEFT SLEEVE

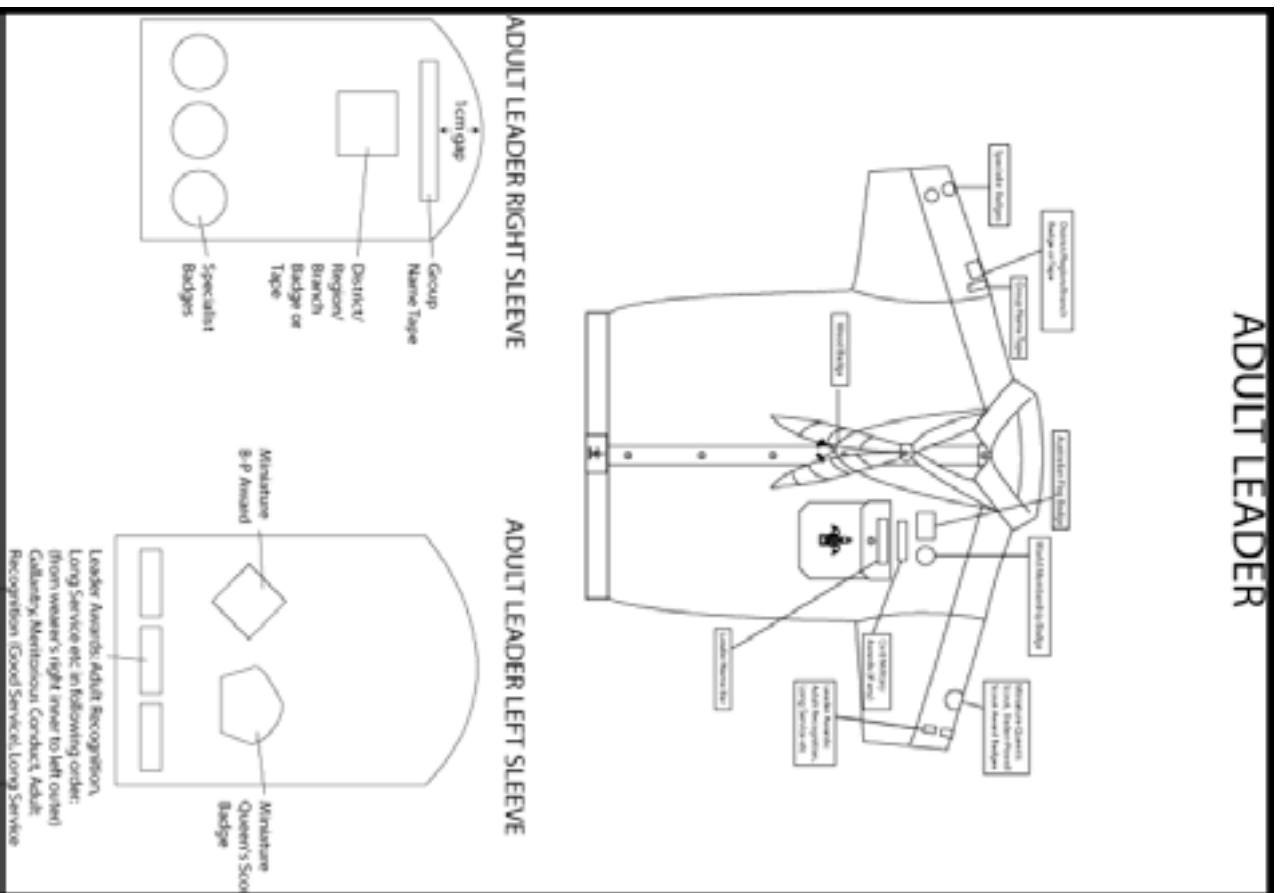


Note: Where many badges have been earned, they may not all fit on the colour panel of the sleeve.

ROVER



ADULT LEADER





Provided by Alan Richmond State Commissioner— Adventurous Activities and
the Adventurous Activities State Council
sc.adventurousactivities@vicscouts.asn.au

State Leader Abseiling	Matt Conway	state.abseiling@vicscouts.asn.au
State Leader Air Activities	Paul McLennan	state.airactivities@vicscouts.asn.au
State Leader Bushwalking	Ian Thorne	state.bushwalking@vicscouts.asn.au
State Leader Canoe and Kayak	Shaun Smith	state.canoeing@vicscouts.asn.au
State Leader Caving	Ian Barnard	state.caving@vicscouts.asn.au
State Leader Cycling	c/o Lachlan Preston	state.cycling@vicscouts.asn.au
State Leader Four Wheel Driving	Duncan White	state.4WD@vicscouts.asn.au
State Leader Radio & Electronics	Phillip Adams	state.radio@vicscouts.asn.au
State Leader Rock Climbing	Euan Anderson	state.rockclimbing@vicscouts.asn.au
State Leader Sailing	David Bryar	state.sailing@vicscouts.asn.au
State Leader Scuba	Bruce Ellis	state.scuba@vicscouts.asn.au
State Leader Ski Touring	Roger Harrop	state.skitouring@vicscouts.asn.au
State Leader Water Skiing	David Taylor	state.waterskiing@vicscouts.asn.au

General Advice

These requirements for Adventurous Activities are current as at the date of publication. If any Leader requires further clarification or advice, the State Leader Adventurous Activity appointed for that Activity should be consulted in the first instance. State Leaders contact details are listed above.

Skills training, activity terminology changes and Scouts Victoria focus of providing Adventurous Activities for more youth members has resulted in a need to change information that would normally be available in the Info Book. To ensure that the information is current work has commenced on the Scouts Victoria website and all relevant information will be updated as it is completed and also in the next online version of the 2017 Info Book. Training course terminology has also changed and contact the State Leader if you require further clarification.

ACTIVITIES POLICY

It is the policy of Scouting in Victoria that no member should be denied the opportunity to participate in any activity that is readily available to members of the general public through the operation of a commercial enterprise except in the case of a particular activity for which the Association cannot obtain Public Liability insurance (or not at an acceptable cost) or has no proven expertise, recognised experience or professionally qualified resource of its own, available to assess the inherent risks, to define the parameters and who has been formally authorised to accept leadership responsibility for the activity.

This policy has been framed within the context of the Association's Code of Conduct, Duty of Care and its training program, recognising also the inherent responsibility of each individual Leader to exercise at all times, the personal Duty of Care that is imposed upon each of us by statute and common law. Our guidelines may therefore be summarised as: "appropriately trained Leaders", "health" "safety" and "common-sense".

Against this background, scouting activities can be divided into two separate and distinct classes:

- **Regular Scouting Activities** are those that do not present a greater element of risk to the participants than any other. For these activities, our Woodbadge training program adequately covers most requirements for Joey Scout; Cub Scout; Scout and Venturer Scout Section activities, while specialist assistance remains necessary for certain

ADVENTUROUS ACTIVITIES

specialised activities e.g. Air and Water Activities. **For any activity the Group Leader needs to be aware of when and where you are going and what you will be doing and that a ScoutSafe assessment has been undertaken and that appropriately trained leaders are in charge. This also applies if you are doing a District, Region or State activity. The checklist below could be used for any activity program.**

- **Adventurous Activities** are those that do present a greater element of risk than Regular Scouting Activities. These are activities for which our Leaders are required to undergo specialised training and/or to demonstrate a prescribed level of competency, Recognition of Current Competency ["RCC"] in any one or more of these particular adventurous activities. Refer any questions to the State Leader for the activity.

The key to prudent activity planning is a combination of judgment and application of the principles of risk management. The following Policy and Guidelines have been endorsed by the State Adventurous Activities Council and the State Leadership Team. Any Scout is permitted to participate in any formally approved or recognised Scouting activity, subject to the total observance of the following Guidelines. Responsibility for the safe conduct of any Scouting activity will vest absolutely in the Leader in Charge of that particular activity and in full recognition of his or her Duty of Care to the participants.

GL/DC Check List - Approving Adventurous Activities

It is the ultimate responsibility of the Group Leader (LIC) of the Group to satisfy themselves that their Group Members are participating in an activity that will be conducted by Appropriately Trained Leaders. The Group Leader should consider the following in making that decision.

Activity Brief

- Consideration of Award Scheme requirements, Conservation and Environment concerns.
- Have all stakeholders (Participants, Section Leaders, Parents), been fully informed?
- Information should include: Dates/Times/Costs, Purpose of the activity, Location/Site discussion, Emergency evacuation procedures, Emergency contact arrangements, Personal equipment/Clothing/Toilet/Hygiene requirements, Food/menu, Safety Issues, Use and nature of Specialised Equipment, The Activity Brief must occur at least 1 week prior to the start of the activity.
- Has all relevant technical training been provided to all Participants prior to the activity?

Health

- Is an appropriately qualified (level 2) First Aider available for the duration of the activity?
- Is an adequately stocked First Aid Kit available (to be supplied by the First Aider)?
- Has each Participant completed and returned a Health Statement?
- Does each Participant understand the Physical Fitness requirements for the activity?
- Has the Leader in Charge established both the Physical and Emotional Health requirements of each Participant?
- Has the Leader in Charge established emergency details (location/phone contacts) for Emergency Services (Police, Ambulance, Hospital, Medical, Fire)?

Risk Management - Scout Safe

- Have all appropriate Forms been completed and returned (Activity Intention Forms, Special Activity Permission Form, Personal Information Record and Health Statement, etc.)?
- Have relevant authorities been notified of the nature and location of the activity. (Police, Park Rangers, Ski Patrol, etc.)?
- Have current conditions been checked immediately prior to departure (Weather forecasts; terrain; etc.)?
- Has an Evacuation Plan been prepared (when, how, transport, egress points)? Does each Participant know of these arrangements? Who, locally, holds a copy of it (names/phone numbers)?
- Has an alternative Activity Plan been prepared and who, locally, is aware of the details (name/phone number)?
- Communications: What arrangements have been made (radios, phones, phone numbers, operational details, etc.)?
- If the Activity is being conducted by an external service provider, has evidence of its Public Liability Insurance been obtained **and** reviewed? Is the level of indemnity at least \$10,000,000?

Location

- Is site readily accessible?
- Has permission for use been obtained (in writing) from Land Owners/Wardens/Managers? Is the site appropriate for the planned activity? (i.e. having regard to the Skill Level, Experience and Physical limitations of each Participant.
- Local Knowledge – Has information been sought?
- Activity Leader – Does he/she have personal knowledge of site/terrain and technical ability?
- Has the advice of the relevant State Leader for the activity been sought? Should it be?

Equipment

- Is it in good order, suitable and appropriate?
- Are you satisfied that the person responsible for checking the equipment has the technical knowledge and ability to do so?
- Transport availability, if necessary.
- Sufficient for enough participants for the activity to proceed safely?
- Is there sufficient familiarity on site with the correct use of all equipment being used?

Qualifications

- Scout Association Qualifications. (Activity Intention Form)
- Outside Organisation/Provider Qualified. (Special Activity Permission Form)
- Leader holding a CAL present and who is responsible for Youth Welfare?
- **Current** Activity Certificate of Competency Level. Is it appropriate for the level of activity?
- Valid Activity Certificate of Competency (must not expire before or during the activity)
- Activity Planning, Approval and Leading is the responsibility of the appropriate qualified Activity Leader, whose level of qualification is relative to the size of the event.
- Adequate number of Activity Leaders present for the activity. (refer Activity Specific Ratios)
- Who “authorised” the Certificate of Competency? (It should only have been the State Leader for the Adventurous Activity)
- If the Activity has been out-sourced to an external service provider, does the person-in-charge of the Activity hold a current “Working-with-Children” card?

ADVENTUROUS ACTIVITIES TRAINING

Activity Skills Recognition

The Activity Woodbadge program has seen Woodbadges awarded in each of the activity areas. Critical to the program is the **Skills Recognition** process. This process recognises many of our experienced Section Leaders who have Activity prior skills and knowledge. Applicants wishing to seek Skills Recognition must:

1. Download and complete the Recognition of Prior Learning Application Form.
2. Attach any and all relevant evidence, such as documents, certificates, statements of results, references, samples of work.
3. Post all the documents to the relevant State Leader.

Any Training/Qualification Certificates, must be copied and certified as true and correct by a suitable person such as a JP, Police Officer, Accountant, School Principal, Pharmacist or Post Office Manager.

If the Australian National Training Authority (ANTA) Logo is printed on a certificate, the law requires us to recognise this qualification, and/or the competencies that it relates to. This is **Mutual Recognition**.

In some circumstances certificates of qualification may not be provided by a Registered Training Organisation (RTO) and do not carry the ANTA Logo. That is not to say the qualification cannot be recognised. The State Leader for the Adventurous Activity or a member of their team is qualified to recognise the training undertaken to receive these qualifications and will consider it together with other supporting evidence. A critical component of skills recognition is proving currency. This is normally achieved by providing a log-book of recent activity participation. In some circumstances the State Leader for the Adventurous Activity may ask an applicant to complete a practical assessment by attending an activity and assisting or running an activity that the State Leader for the Adventurous Activity or Assessor attends. On completion of the assessment, the applicant is informed if they are found competent, or not-yet-competent. If found competent, the State Leader for the Adventurous Activity issues the comparable Scouting qualification. A National Activity

ADVENTUROUS ACTIVITIES

Log Book for use by youth and adult members is available on the Scouts Victoria web-site and provides a record of your involvement in the range of activities. It is essential that such records be accurately maintained by all participants to ensure that you can provide evidence of current competency. Current First Aid qualifications must also be held.

For further information on the adventurous activity training program, the Skills Recognition process, please see the State Commissioner – Adventurous Activities.

State Activity Training Centre

The Centre is at Legana Street, Mt Waverley (Melway reference 70 F5). This is the principal Training Centre and location for First Aid and most other State Activity Teams. The State Adventurous Activities Council is chaired by the State Commissioner Adventurous Activities and is comprised of all the State Leaders of Adventurous Activities. The Council meets at the Centre at 7.30pm on the 4th Monday of every second month commencing January each year. Other meetings are arranged on an “as required” basis.

Adventurous Activities - External Experts

From time to time inquiries are made by Leaders for their youth members to participate in an adventurous activity for which the State does not have a State Leader or a State Activity Team with accredited expert knowledge or experience e.g. Skydiving. Consequently, it is most unlikely that our Public Liability Insurance would extend to cover youth members or Adult Leaders participating in any such activity. Therefore, if any such activity is to be pursued through the services of a commercial operator, the following information together with a copy of your Risk Management Plan will need to be provided to confirmationofinsurance@vicscouts.asn.au who, where necessary, will liaise with the State Commissioner Adventurous so due consideration can be given as to whether or not that particular Activity is to be authorised:

- the qualifications and experience of each of the instructors; and
- whether or not any clients of the entity sustained any injury in the course of its particular operations within the last two years and if ‘yes’, the nature of such injury and whether or not the entity’s Insurer accepted liability in relation to it ; and
- the certified copy of a Certificate of Currency in relation to the entity’s Public Liability Insurance specifying both the nature of the cover being granted under the Policy and the aggregate amount of cover available under the Policy and noting Scouts Victoria as an interested party; and
- evidence that all adult instructors employed by the selected operator and available to instruct our members is the holder of a current Working With Children Card.

In addition, the parents or guardians of each youth member participating in the activity will be required to complete the Association’s Special Activity Permission form confirming that they are aware and agreeable to their child participating in the activity notwithstanding that the activity is not being conducted under the direct supervision or control of the Scout Association.

ADVENTUROUS ACTIVITIES AND TEAMS

ABSEILING

State Leader - Abseiling

Matt Conway

state.abseiling@vicscouts.asn.au

Abseiling is the recreational sport of descending a cliff safely, while attached to a rope. An objective of the State Abseiling Team is to promote the Activity to our youth members and to ensure that all persons conducting these Activities do so with the best technical and practical skills and training available.

The State Abseiling Team is totally committed to maintaining and enhancing a high standard of managing risk and safety through the application of effective risk assessment and management procedures. Although the policy and standards for abseiling within Scouting in Victoria are set and monitored by State Abseiling Team, the responsibility within Group lines for ensuring that the Leader in Charge of an abseiling activity is both qualified and competent lies with the Group Leader or Leader in Charge of the Group concerned. Full lists of currently qualified leaders are held by the State Abseiling Team and copies will be made available to Districts and/or Groups upon request.

Group Leaders are also reminded that if it is intended to use Instructors not recognised by State Abseiling Team or an abseiling service provider from outside Scouts Australia it is the Group Leader’s responsibility to ensure that all parents complete the Special Activity Permission form to acknowledge that control of the activity (and acceptance of liability)

has passed to a person or entity outside the Scout Association. It is also a requirement that this Instructor must provide a Certificate of Currency for his or her own Public Liability insurance of at least \$10,000,000, because the Association's Insurers will not accept liability for this particular activity. Section Leaders wishing to become involved in abseiling are welcome to become trained as Leaders thus allowing them to make abseiling available to their youth members.

Mobile Abseiling Tower

We have two mobile abseiling towers that are available for weekend activities for youth activities, subject to Abseiling Leader availability. For cost and any further questions please contact the State Leader.

Cliff Face Jump Weekends

The State Abseiling are running a new set of activities for youth members, these activities will be held over weekends at a variety of locations around Victoria. The weekends will cater to different age groups please check when booking whether the weekend is suitable for your youth section. Refer program calendar.

All events will be booked online with opportunities for packs, troops, units and crews to book interested youth and leaders. The amount of places on offer depends on the site and the available accommodation. Leaders will be required to attend with youth; youth can be hosted with other groups. The adventurous activity leaders are there to run activities and need the support of section leaders to supervise youth members while they are not participating in the activity.

Venturers who would like to gain abseiling competencies can book a weekend through the same booking system and express an interest in completing the abseiling level 1 workbooks and can achieve competencies from the Certificate II in Outdoor Recreation through application to SAIT.

Dates will be advertised in both the weekly E-news and the Rover weekly news, information on how to book will be found in those emails and on the Abseiling webpage.

Skills Recognition

The Skills Recognition procedure for abseiling is now fully established. If you have experience in abseiling and believe you may qualify for skills recognition, you may apply by contacting the State Abseiling Team by email. We will provide the necessary information and forms for you to complete and we will let you know what detail we need from you in order to complete the process. If you have previously held a certificate, we will ask you to produce evidence of currency so that we may consider your request.

All Abseiling Instructors/Leaders need to keep a log book to demonstrate currency and to provide a copy of their log book to the State Leader as required. Assessment Weekends may also be appropriate for Leaders applying for reissue of their qualifications.

Scout Section - Abseiling Proficiency Badge

The Scout Abseiling Team has set aside a number of days and/or weekends to be available for Scouts wishing to qualify for the **Scout Abseiling Proficiency Badge**. Scouts seeking to qualify should understand that this will involve explanation of Activity protocols and pre-jump requirements. In total, the badge requires about 10 hours to complete. Early reservations are essential. Please book through your Region team or direct to the State Abseiling Team.

State 'Satellite' Abseiling Teams

There are a number of satellite teams that operate under the auspices of the State Team, to conduct local abseiling activities for youth members and Leaders. They can call upon the State Team (and vice versa) for support as and when necessary. The teams, where qualified, will also provide introductory training for anyone interested in progressing to be formally qualified under the State Abseiling Team umbrella.

First Emerald Abseiling Team is a Scout adventurous activity team and operated by the 1st Emerald Scout Group. "FEAT" provides tower and rock face abseiling services for Scouts. The 12m Wilson & Nunn tower is at the Emerald Scout Centre, 21 Kilvington Drive Emerald 3782, Melway 127E5.

We operate at Gilwell Park by arrangement. We also operate Shiprock in Gembrook in Kurth Kiln Regional Park. We will abseil Cubs, Scouts, Venturers, Rovers and Leaders. Generally, Joeys may not abseil except as linking Cubs as there are physical limits (minimums and maximums) to abseil and students need to be able to climb up a 6m ladder unassisted. People undertaking abseiling are referred to as "students". People onsite but not abseiling are referred to as "observers". Information on availability, costs and services are on our website. <http://www.emeraldscouts.org.au/index.php/abseiling-feat>. Bookings open for each term on the first week of that term and fill quickly so don't delay.

Diamond Valley Abseilers

Watsonia Scout Centre, AK Lines Reserve, Peters Street, Watsonia. (Melways 20 F2). The 8 metre tower offers abseiling for Cubs through to Rovers. We are fully equipped and can offer access to cliff face locations by arrangement. We hold regular information sessions for Leaders interested in abseiling as a Group activity. Contact: John Robinson abseiling@diamondvalleyscouts.org, www.diamondvalleyscouts.org.au/abseiling. Bookings: weekdays, weekends and nights are available and are subject to availability of qualified Leaders.

Western Region Team: Please contact State Leader Abseiling

South Eastern Abseiling Team: Barry Ferguson

AIR ACTIVITIES

State Leader - Air Activities

Paul McLennan

state.airactivities@vicscouts.asn.au

The team is based at Moorabbin Aerodrome (SE Melbourne). All pilots are holders of a Commercial Pilots Licence and are members of Scouts Australia

Activity Bookings: bookings.airactivities@vicscouts.asn.au

General Enquiries: info.airactivities@vicscouts.asn.au

Student Pilot Training: learntofly.airactivities@vicscouts.asn.au

Air Activity Days are generally conducted at Moorabbin Airport. By prior arrangement and provided suitable facilities exist, the team provides local operations for our country members. Programs are offered for Joey Scouts, Cub Scouts, Venturer Scouts, and Rovers consisting of a presentation illustrating airfield safety, identification of the principal parts of an aircraft, theory of flight, control surfaces and aircraft recognition. Activities conclude with all participants and Leaders being given the opportunity to enjoy a short flight. Cost: For operations from Moorabbin the cost will be approximately \$50 per participant although this may vary due to the fluctuations in the cost of aviation fuel, the price will be confirmed at the time of booking. For operations from other locations there is an additional cost for ferrying the aircraft from Moorabbin. www.vicscouts.com.au/airactivities

Scout Air Activities Target Badge Days

Several days each year have been set aside for members of the Scout section to qualify for the Air Activities Target Badge. The day covers all requirements of the badge at Pioneer, Explorer and Adventurer levels and includes a short flight. Reservations are essential and course book out quickly. Three events have been scheduled for 2016 on Saturday 20 February, Saturday 21 May and Saturday 19 November. Depending on demand additional courses may be scheduled. Further info and to book a spot, visit www.vicscouts.com.au/airactivities

Venturer Section - Venturer Award Pursuits Challenge We have a new program comprising three parts including a full flight lesson tailored for the Venturer Award Pursuits Challenge. Further info and to book a spot, visit www.vicscouts.com.au/airactivities

Pilot Training

Information Days - Any Venturer, Rover or Leader over 16 years of age and who is interested in learning to fly is encouraged to attend one of our information days for prospective trainee pilots. These are conducted by the Air Activities Team which is based at the Moorabbin Aerodrome. The day starts at 10am and during the day there will be an opportunity to experience a trial instructional flight with a qualified Instructor. If you are interested into flying, contact the Student Pilot Co-ordinator for more details.

Training - Pilot training is delivered by arrangement depending on the availability of instructors. All training is provided by fully qualified flying instructors and can be progressed from Student License level through Recreational Pilot Licence to Private Licence standard.

Cost - The cost to registered members of the Scout Association is substantially less than the amount that would be charged by any of the pilot training schools around Melbourne because we do not have salaries to pay. Again, due to the ever-fluctuating cost of aviation fuel, we will provide a cost estimate upon inquiry. Contact the Student Pilot Co-ordinator for details.

Gliding

The Gliding Club of Victoria (GCV) provides glider flights for Scouts, Venturer Scouts, Rovers and Leaders from its home base at the Benalla Airfield. Each flight consists of a launch to the altitude of your choice and can last from 10 to 40 minutes, depending upon the launch height chosen and the weather conditions on the day. If you wish, your Instructor will let you 'have a go' on the controls and will explain to you the rudiments of flying the glider. Contact: Gliding Club of Victoria at (03) 5762 1058 or visit Air Activities on Scouts Victoria website. Gliding requires the completion of a Special Activity Permission Form.

NOTE!

Flying activities conducted by other than the Air Activities team require the completion of a Special Activity Permission Form.

BUSHWALKING

State Leader - Bushwalking

Ian Thorne

state.bushwalking@vicscouts.asn.au

The State Bushwalking Team trains and supports Leaders and youth members in bushwalking leadership and skills. This includes Venturer Scouts wishing to gain skills prior to undertaking the Queen's Scout Award Expeditions, and also for Leaders seeking to re-accredit or validate their current competencies. Team members are either active section Leaders or Adventurous Activity Leaders. This support is:

- Training for Leaders and youth members
- The provision of resources
- Ideas of where to go and what to do
- Hire of equipment e.g. GPS
- Advice and assistance to undertake new locations and activities

Follow us on Facebook for hints, tips and upcoming events @ www.facebook.com/ScoutBushwalkers

HAZARDOUS OR PROHIBIT /RESTRICTED AREAS

Several areas in Victoria have special rules for camping and hiking which can be hazardous or restricted. These include:

- Water catchment areas, due to access restrictions
- Alpine areas, including Tarli Karng
- Lerderberg Gorge, after heavy rain –danger from rising water in narrow gorge terrain
- Grampians National Park, due to terrain and water availability

Before hiking or camping in these areas especially, Leaders must check out the local regulations and restrictions which apply. In addition Leaders must ensure that they hold the appropriate accredited qualifications to lead the activity. In recent years we have had fires and floods and a number of our bush areas have been damaged and closed because of fire damage or flood erosion.

Bushwalking Teams

Advanced Bushwalking Leadership Course – Level 2

This course is open to experienced Leaders and Rovers wanting to extend their knowledge and bushwalking skills to an advanced level of competency. It will focus on advanced practical skills in extreme conditions in Alpine / Arid and remote areas. The course covers the following topics: Navigation in poor visibility and extreme conditions and trackless terrain; Food and equipment for extended journeys in extreme conditions; Party management in adverse situations and Dealing with challenging environments. The course consists of a practical skills weekend near Melbourne and a practical weekend walk in alpine area and conditions.

Leaders wishing to obtain a qualification, or to renew or upgrade an existing qualification, should apply to State Leader Bushwalking.

Bushwalking Supplementary Activities

Snow-shoeing – Activities such as bushwalking or snowshoeing may take place above the tree/ snowline during the ski season (above 1300 metres) elevation between the Saturday of Queen’s Birthday weekend in June and the first Sunday in October but the Leader in Charge must hold an Advanced Bushwalking Leadership –Level 2 qualification. Leaders holding an Advanced Bushwalking Leadership - Level 2 qualification may conduct activities on foot or on snowshoes (but not on skis) provided that they are aware of and have planned for the issues to do with walking on snow (extreme environment).

Leaders holding a Ski Touring qualification are also qualified to lead activities on snowshoes or conduct alpine bushwalking equivalent to that allowed for under their Ski Touring qualification. Leaders with Basic Bushwalking Leadership- Level 1 qualification are **not permitted** to lead bushwalking /snowshoeing activities above the snowline in winter. Leaders must plan for the fact that snowshoeing is far slower and more tiring activity than normal walking (about 6kms /day at best). It is also not recommended that Scouts camp in the snow. For further information, contact State Leader - Bushwalking.

Alpine conditions can change rapidly at any time of the year and snow can fall making conditions extreme. Consideration of the age and ability of youth members and the suitability of the activity must be taken into careful consideration before holding the activity. The above does not apply to downhill skiing or snow play activities such as tobogganing, throwing snowballs, making snowmen or building Igloo’s etc. in a designated Resort area.

Group Leaders approving any activity above the snowline must pay particular attention to the Leader’s qualifications and the party’s emergency planning of provisions and equipment in case they encounter extreme weather conditions. These can occur at any time of the year in Alpine regions.

Rogaining is a competitive sport similar to orienteering. Events are conducted by the Victorian Rogaine Association on a regular basis, including some specifically developed for Scouts. VRA event: <http://vra.rogaine.asn.au>

Bushwalking Interstate Trips: Interstate Bushwalking requires the approval of the relevant State.

Scout Bushwalkers

A bushwalking club run by the Bushwalking Support team to enable Leaders to enhance their skills and gain ideas for their groups. Meetings are on the 4th Tuesday of the month at either the BATCave or an approved Scouting venue in conjunction with team meetings.

Personal Location Beacons

Please note that these are being used in emergencies now as the EPIRB has been phased out since February 2009. The Personal Location Beacons should only be used in cases of real emergency.

Geocaching

Geocaching is a high-tech treasure hunt where participants navigate to hidden containers using GPS units. Upon reaching their destination, they leave a small item like a toy, bookmark or pen and take another object from the container. Scout Bushwalkers have several Garmin eTrex Global Positioning System units that can be hired out to Scout Groups. Hire charges per unit is \$10 per day, or for expeditions of more than a weekend by arrangement. A \$50 refundable deposit is required, or replacement cost if unit is lost or destroyed. Hirer is to provide own batteries.

CANOE AND KAYAK

State Leader - Canoe and kayak

Shaun Smith

state.canoeing@vicscouts.asn.au

The Canoe Team is here to assist and advise members with their canoeing and kayaking activities, conduct training and assessment, come n try days, trips and other related activities. We welcome all members to join the Scouts Victoria Canoe Team. We also have Region based teams who run regular activities across the state and Groups may join any activity in any Region as long as they meet the minimum requirements for participation.

General Activities

Canoeing Activities that are confined to an area of enclosed, flat and unmoving water [i.e. a dam or small lake], may be conducted by a Section Leader without the need for a Canoe Activity Leader to be present provided that all the safety requirements and procedures for a swimming activity have been met and that the designated lifeguard is able to reach the participants without the need for a rescue craft.

All other Canoe/Kayak Activities

It is expected that, with the exception of any concessions granted, all other Canoe/Kayak activities will be supervised or generally overseen by appropriately qualified Activity Leaders. If you would like to gain a qualification to run activities with your Group please contact the State Leader Canoeing.

Minimum Standards of Attire – State Policy

The State Canoeing Team has prescribed the following as representing the minimum standard of attire for all members participating in Canoe and Kayak activities. **While on the water all such participants must wear an appropriate personal flotation device; and suitable enclosing footwear; and an appropriate Canoeing helmet.**

Wearing of Helmets:

- **Flat Water:** the wearing of helmets shall be optional and left to the discretion of the Activity Leaders in charge of the specific activity.
- **Moving Water:** the wearing of appropriate helmets is mandatory in all circumstances.

Minimum Standards for Participation:

- All participants in all Canoe and Kayak courses must be able to swim 50 metres
- To participate in a Level 2 course the Level 1 course in the same craft must be completed first

The most up to date information on all canoeing and kayaking activities including Eskimo rolling, courses, trips, policy and guidelines can be found on Scouts Victoria website

Canoe and Kayak Courses

Canoe and Kayak Scout Standard courses (Scout Standard) are conducted throughout the year in many and various locations. These courses are prerequisite to the higher level courses which are available on request. For further information contact the State Leader Canoeing Team or go to Scouts Victoria website for full details and updates on all activities courses and guidelines.

Come & Try Day (Joeys, Cubs, Scouts) – see Program Calendar

Boat Inspections – Craft Suitability for activities

Prior to the commencement of any on water activity, the Leader in Charge must inspect all craft (Canoes/Kayaks) to ensure the craft meet the minimum requirements set out below:

- Have a permanent unique identifying name or number on its hull.
- Have sufficient secured positive buoyancy to keep the fully loaded canoe, its equipment and crew afloat when swamped to the gunwales. Foam buoyancy is recommended.
- Have well-secured handholds at bow and stern, no more than 30cm from the end of the boat. These may take form of loops of rope not less than 6mm, although thicker rope is desirable. The loop should be large enough to accommodate four fingers, but not so large as to allow the whole hand to pass through and become trapped. Toggles (about 10mm long and 15-20mm in diameter) are an alternative. Metal handles attached by screws are not acceptable. The use of painters is not recommended, but if they are used they must be quickly detachable (e.g. fitted with a karabiner) and stowed securely in the boat, preferably in a stuff bag. Painters do not negate the need for proper handholds.
- Be of sound, strong and water tight construction in good condition, with no sharp edges or protrusions.
- Have paddles of proper size, shape and design, in good condition.
- Be equipped with bailers. If the bailers are tied in, lanyards should be as short as possible. A sponge is a suitable replacement.
- Have a suitable approved personal flotation device (PFD) in a sound, undamaged condition for each crew member.
- Footrests: Canoes must have adjustable footrests fitted for the stern paddler.
- Kayaks must have adjustable footrests fitted.

- The footrests are to prevent the paddler from sliding forward and becoming trapped.
- The cockpit (and spray deck if used) must allow easy egress for the paddler, whether the canoe or kayak is upright or capsized.
- Emergency repairs carried out to complete a trip or activities are to be made good before the canoe or kayak is used again.

Safety Equipment – for Canoe/Kayak activities. The following items should be carried with each group:

- First Aid Kit.
- Throw bags (or line) 15 to 20m length (each leader).
- Repair Kit.
- Spare Paddles.
- Whistle, Map and Compass.
- Leaders may choose to wear (or fit to boat) individual towlines with carabiner and quick release device.
- Spare Clothing
- Bivvy Bag and Synthetic full zip sleeping bag for hypothermia treatment.
- Items 1, 7, & 8 should be carried in a waterproof container unless on the bank adjacent to the activity.

Flat Water Rafting

An inexpensive activity that combines Water Activities with Construction for Cub Scouts and Scouts, although other sections' members may also enjoy such activities. The range of craft that may be constructed and used varies and most Groups will have access to drums, poles, lashing ropes and paddles. Rafts can also be constructed using milk cartons and other materials, but the use of polystyrene foam should be avoided, as it is a potential hazard to livestock.

A few basic rules will ensure safe and enjoyable activities. As with all Water Activities, suitable clothing, footwear that encloses the foot, e.g. old sneakers and correctly fitting PFDs, must be worn by all participants. Care should be taken to ensure that PFDs are not too big or too small, as incorrectly fitting equipment will not provide the safety or confidence that the provider or the wearer intended.

All participants must be able to swim 50 metres wearing a shirt, shorts, suitable footwear (such as old runners, but not thongs, gum boots or other heavy footwear) a correctly fitting PFD and a "canoe" helmet. This testing should be done before the day of the rafting activity. Venues such as ponds, dams, small lakes and rivers without rapids, can be used. Each activity must be under the control of a Leader who holds a C2 or K1 craft Competency Level 1 qualification as a minimum. Cub Scout Leaders may arrange for the Group's suitably qualified Scout Leader or Assistant to participate. If your Group does not have any Leaders with such qualifications, the State Canoeing Team will arrange for a suitably qualified Leader.

Leaders do not need to be part of the raft's crew. Raft activities should be limited to areas of quiet water. Craft are not to venture more than 50 metres from waist deep water for the smallest member of the raft's crew. Leaders should be aware of the likely weather conditions and keep a look out for changes which could blow rafts from the shore and make return paddling difficult. A suitable rescue craft, which could be a canoe, with appropriately qualified Leaders ready to rescue, should be provided. The venue (especially smooth flowing rivers) should be devoid of any white or broken water, or any possibility that the conditions will change after you visit the venue to check it before the activity, preferably the day before, or during the activity.

Suitable clothing for rafting, that should avoid the use of jeans, should be advised to all those participating prior to the activity and the Leaders should ensure that the clothing requirements are brought and worn during the activity. A complete change of dry clothing will need to be available for each participant to wear and a towel to dry off, after the activity.

Tyre Tube/Air Mattresses

These activities may be undertaken on a river providing safety precautions additional to those required for the usual water activities of Canoeing, Kayaking and Sailing are addressed. Copies of Rules and Guidelines can be provided. The valve on any inflatable device must be firmly taped to the craft so as to be completely covered and must not protrude - the use of strong and waterproof ducting tape is highly recommended.

CAVING

State Leader - Caving

Ian Barnard

state.caving@vicscouts.asn.au

The State Adventurous Activities Council approves caving as an adventurous activity for Scouts, Venturers, Rovers and Leaders. Caving is not recommended as a programmed activity for members of the Joey Scout or Cub Scout Sections. For them, a guided tour to commercially operated tourist caves is a recommended option.

For Scout Troops, a special program of caving weekends is conducted three or four times per year, to provide an opportunity for Scouts to qualify for their “Caving” activity badge.

Caving guidelines have been developed by the State Adventurous Activities Council in recognition of the potential dangers involved in this activity. These are designed to include all statutory requirements and to minimise risks, both to the persons undertaking the activity and also to the delicate and irreplaceable cave environment. All caving activities are required to be supervised by a Caving Leader accredited by the State Activity Leader Caving.

Training in caving activity leadership and technical skills is provided by the Scouts Victoria Caving Team. Inquiries are welcomed from Section Leaders, Rovers and Venturers. For details of training days or general Caving inquiries, contact the State Leader Caving.

Scouts Victoria Caving Team

Caving trips are generally run on the second weekend of each month from February to November. The location will usually be Buchan, Mount Eccles or Portland. These caving areas are all about 4 or 5 hours’ drive from Melbourne. Trips may also be run at other times by special arrangement, such as additional weekend trips for Rovers, or day trips to a few caves closer to Melbourne.

The weekend activities are for both novice and experienced cavers. No previous Caving or abseiling experience is necessary. The Trip Leader will select suitable caves based on the capabilities of those involved. Caving activities at Buchan and Mount Eccles involve camping on the Friday and Saturday nights, so those attending must provide their own transport, tents, food and cooking gear. Caving activities at Portland make use of a Scout hall for accommodation.

For VENTURERS, team members may come to your Scout hall and give an orientation talk on various aspects of the trip, including what to bring and what to expect.

For SCOUTS, written instructions and maps are sent to each Troop participating in a Caving Trip. There is also an instruction letter setting out the pre-trip knowledge needed to earn the Scout Caving Badge.

Cost: The cost for a weekend includes camping fee and the use of caving equipment and helmets. For current details of cost, contact our booking officers listed below.

Note: the cost is kept to a minimum, but varies for the different venues due to camping fees. (approx \$40/Scout; \$50/Venturer).

Requirements:

- You will have to supply your own overalls or old clothes, sturdy boots, a good large torch and new batteries.
- In addition, cavers must also carry an emergency sources of light such as a pen torch or other small torch
- There are some unique opportunities for photography, so bring a camera with flash, in a protective case and bag.
- All Venturers and Scouts **MUST** be accompanied by their Section Leader.

Contact for inquiries, trip arrangements and bookings:

For Venturers & Rovers;
Jenny Watson

For Scouts;
Ian Barnard

Bookings for 2017 opened on 1st October 2016 and the venue for each month's activity has already been arranged. **Early bookings are recommended. An advance (non-refundable) booking deposit is required.** Bookings for 2018 will open on 1st October 2017

The Caving Team Home page can be accessed via the Scouts Victoria web site.

Checklist for GL's Authorizing a Caving Activity:

Qualifications:

Caving Leaders must first be accredited by the State Leader Caving who will provide all the assistance and information required. The Caving Leader must also be—

- A Commercial Caving Operator - approved by Scouts Vic. and having adequate insurance; or
 - A qualified Scout Activity Instructor (Caving); or
 - A qualified Scout Activity Leader (Caving)
- and who, in each case, is a current member or associate of the Australian Speleological Federation.

Ratios:

Minimum of 1 experienced Cave Leader for every 5 Participants.

Limitations:

The extent to which members of the Scout section may engage in caving must not exceed the specific requirements for achievement of the Scout proficiency badge.

Challenge Ropes

Provided by Matt Conway Leader in Charge - Challenge Ropes, State leader Abseiling

This new team is responsible for the policies, training in and operation of, rope activities such as Low and High Ropes, flying foxes, possum gliders and crate stacking activities.

Crate Stacking

"Crate Stacking" is an activity which is becoming ever more popular and consists of an individual, the "stacker", placing crates one on top of the other while being suspended from an overhead beam. A comprehensive set of guidelines are available on the Adventurous Activities web site, including: Scope; Leader Qualification; Training; Equipment; Preparation; Site Management; Procedure; Collapse and Permission.

Flying Foxes - Aerial Runways – Construction and Operation

A comprehensive set of guidelines are available on the Adventurous Activities web site, including: Scope; Leader Qualification; Safety Procedures and Permission.

CYCLING

Acting State Leader - Cycling

Lachlan Preston

state.cycling@vicscouts.asn.au

The Scout Cycling Team aims to facilitate the delivery of Cycling and Mountain Bike Activities for members of all sections. Cycling is a great way for all sections to be able to deliver an adventurous program and the Scout Cycling Team aims to assist in this. The team is still small and is looking for new members to be a part of any of our three patrols as listed below.

Mountain Biking

The Mountain Biking Patrol is the group within our team who are qualified or working towards qualifications to be Mountain Bike Leaders able to lead groups in mountain bike activities and running mountain bike courses. Listed in the Activity Calendar are dates for Come & Try Mountain Biking, Intro to Mountain Biking and Intermediate Mountain Bike Weekends.

Program Support

Our Program Support Patrol aims to offer support to allow groups and sections to incorporate cycling activities as a part of their regular program. This could include program suggestions and/or sample nights and activities, advice regarding bike hikes or activities and assessors for award schemes. In 2017, we will also be delivering skills training for Youth and Leaders including Bike Maintenance and Bike Expedition Skills Weekends, which are both on the Activity Calendar.

Maintenance

The Maintenance Patrol works to ensure the Cycling Team has safe and reliable bikes for cycling activities as well as undertaking the regular maintenance of equipment and event-side mechanical support for events. As we build up our fleet of bikes, we anticipate offering hire of bikes, which will also be facilitated by the Maintenance Patrol. This patrol also leads the Bike Maintenance skills training mentioned above.

FOUR WHEEL DRIVING

State Leader - Four Wheel Driving Team

Duncan White

state.4wd@vicscouts.asn.au

The State Four Wheel Driving Team is a Scout oriented four-wheel drive club. Membership is open to any member of the Scout Association. Members can enjoy four-wheel driving activities with other Scouts and the opportunity to use their vehicles and skills on a wide range of activities. The Unit aims to provide service to all Sections of the Scout Association. Talks and trips can be arranged for any Section. We can also provide assessors for the award schemes. The Unit also provides assistance in running major activities with mobile communications equipment, four-wheel drive vehicles and competent drivers. The unit has been involved with Rover Moots, Scout hikes, Armstrong 500, Mudbash, Hoadley Hides, Venturer Gathering, static displays and is at the forefront in 4wd driver training. Meetings: 3rd Monday of the month, 8:00 pm, Scout Hall, Ivanhoe Grove Chadstone.

Venturer Awards Scheme Standard - Four Wheel Driving

Questions re award scheme standards - contact State Leader Four Wheel Driving

Level 1 Outdoor or Pursuits

Pre-Requisites:

- Learner's Permit and access to a four wheel drive vehicle.
- Basic driving skills.

Requirements:

- Participate in an Activity Leader Basic 4x4 Level 1 Four Wheel Drive course
- Participate in an easy/medium day trip within 2 months of completing the course.

Level 2 Outdoor or Pursuits

Pre-Requisites:

- Complete Level 1 Outdoor or Pursuits - Four Wheel Driving

Requirements:

- Organise and run an easy/medium day trip in unfamiliar terrain; Prepare pre-trip notes and maps; Report on track conditions; and Report to 4x4 Service Unit on trip

Checklist for Group Leaders when Authorizing an Activity

Adventure Activity Standard – Four Wheel Driving

This Government sponsored standard sets out a series of guidelines for activities that involve leading a group of people on a four wheel drive tour or activity. All four wheel drive activities involving youth members must adhere to the guidelines contained in the standard. The standard may be obtained from Outdoors Victoria: www.outdoorsvictoria.org.au

Qualifications

Trip Leader: must hold a Certificate of Adult Leadership, have completed the Activity Leader qualification requirements including the Activity Leader Basic 4x4 Level 1 training course or an approved equivalent, have experience in the trip terrain type [alpine, desert] and preferably training to an advanced level [Activity Leader Advanced 4x4 Level 2] for hard trips. Must be able to assess the suitability of vehicles and drivers for the trip and recommended that assistant trip Leader have similar qualifications.

Drivers: All drivers must have completed the Activity Leader Basic 4x4 Level 1 training course or an approved equivalent, and have experience in the trip terrain type. Drivers must know how to use a recovery strap safely and understand stall procedure for manual vehicles. Drivers of automatics must be aware of the issues relating to descents where traction is poor.

Passengers: Passenger age and experience will determine appropriate trip classification.

Vehicles: All trips should be undertaken with at least two or more vehicles - never solo. All vehicles should have suitable tyres and basic recovery gear [shovel, recovery strap]. One or more vehicles should carry a hand winch [2.5T capacity] and accessories. On Black or Red trips, one or more vehicles should have a power winch [3.6T capacity] with experienced operators. For trips to alpine resorts, and other trips where snow is possible, vehicles must carry one pair of wheel chains. On trips involving non-resort snow driving two pairs of wheel chains should be carried. Equipment for an unplanned overnight stay must be carried also. Consider passenger comfort when allocating seats. Leave spare seats to allow for a disabled vehicle. All occupants must be seated in legally approved seats with seat belts fastened - not in trailers or the back of utilities. Avoid sideways facing seats especially for younger passengers. Youth members must not travel in vehicles driven by learner drivers.

Trip Classifications

- Green - all Wheel Drive vehicles. High range only. Road tyres.
- Blue - Mainly high range with some low range. Road tyres.
- Black - Significant low range. Standard ground clearance. All Terrain tyres. Experienced drivers would have little difficulty on all sections.
- Red - Extensive low range. High ground clearance. Mud P13 4WD – ideally dates
- P12 Terrain tyres. Winch/Recovery equipment. Experienced drivers only. Experienced drivers with suitable vehicles may have difficulty on some sections
- Snow - snow driving in non-resort areas should be classified as Black for day trips, Red for overnight.
- Limitations Injury can occur within vehicles if inexperienced passengers are subjected to rough rides.
- Joeys and Cubs - Blue
- Scouts – Blue [or Black if not too rough]
- Venturers - Black
- Rovers - Black [or Red if experienced]

Questions If you have questions regarding these guidelines please contact the State Leader Four Wheel Driving. Group Leaders who are unwilling to accept responsibility may request the assistance of the State Leader or his Nominee.

Four Wheel Driving Supplementary Courses

The Unit conducts several training courses throughout the year. Two courses are available:

Activity Leader Basic 4x4 Level 1 that covers skills required to drive a four-wheel drive vehicle safely to intermediate level, and

Activity Leader Advanced 4x4 Level 2 that covers advanced driving and recovery techniques. The courses include assessment of competency in the four-wheel-drive components of the SIS Industry training package.

Courses are open to any member of the Scout Association who has access to a four-wheel-drive vehicle, including Venturers and Rovers with a Learner's Permit. The cost of each course is \$130 per participant including accommodation. Both courses are available to Venturers at \$50 per course including accommodation. The Unit also conducts driving clinics for two-wheel drive and four-wheel drive vehicle owners who travel in difficult conditions on Scout activities. There is no charge for the driving clinics.

Driving Clinic, Code 614: Driving techniques for difficult conditions [2 and 4WD], 2 hr session, Dates/venue by arrangement, \$0

Other Course Dates Additional part time and weekend courses for groups of 6-10 people can be arranged. Full payment required when lodging the completed Application Form [TR1]. Payment must be by cheque or money order made out to "Victorian Scout 4X4 Service Unit". Applications and payments to be mailed to: 4x4 Service Unit P.O. Box 2202 Fountain Gate Vic 3805.

RADIO AND ELECTRONICS

State Leader - Radio

Phillip Adams

state.radio@vicscouts.asn.au

Website: www.sresu.asn.au

The Scout Radio Team was primarily created to provide youth members with the opportunity to experience amateur radio as a means of communication locally and around the world. It also provides communication services for major activities being conducted within the State. The Radio and Electronics Team meet monthly at the Carlson Avenue Reserve Scout Hall Clayton. Feel free to consult us about the communication needs of your next activity. Membership is open to all members of the Association having an interest in radio, electronics or communications.

How do we get the Radio and Electronics Team to our activity?

Please visit our web site www.sresu.asn.au and download a Request for Provision of Services form or complete the form online: www.sresu.asn.au/activities/request-for-provision-of-activity-or-service

Amateur Radio Operator Badge

A member of Scouts Australia who obtains an Amateur Radio Operator's Certificate of Proficiency, in accordance with Government regulations, may wear the Amateur Radio Operator Badge on the right sleeve of the uniform. The Australian Communications Media Authority, subject to examination or equivalent acceptable qualifications, issue licences as set out in the current amateur License Information Paper. Each grade of licence allows specific privileges for use of the electronic spectrum regarding frequencies and power limitations. There are no minimum age requirements.

Please see: www.sresu.asn.au/resources/forms-documents/order-amateur-radio-badge.

Training

One of the Radio and Electronics Team's core objectives is Training and Assessment.

Amateur Radio - The Radio and Electronics Team has qualified Instructors and Assessors who instruct, train and assess youth members and leaders who wish to obtain one of the amateur radio licences [Foundation, Standard and Advanced] made available by the Australian Communications and Media Authority (ACMA) and the Wireless Institute of Australia (WIA). The Radio and Electronics Team is generally available, by negotiation, to conduct training courses within the Melbourne Metropolitan area as well as in Country locations. See: www.sresu.asn.au/training

Marine Radio Licences – The Radio and Electronics Team provide training in the Short Range Operators Certificate of Proficiency (formerly MROVCP). We facilitate exams in both Short Range Operators Certificate of Proficiency (SROCP) and Long Range Operators Certificate of Proficiency (LROCP). Minimum age or 16 applies for marine radio licences.

“Scout” (VK3SAA-VK3SDZ) Call signs - Amateur Radio Operators holding appropriate Certificates of proficiency may apply for a Scout Call Sign. JOTA sites may apply to SRESU for use of a “Scout” call sign which enables the licensed Amateur Radio Operator(s) to use the “Scout” call sign providing instant recognition to other JOTA participants.

Jamboree of the Air / Jamboree on the Internet (JOTA / JOTI)

Allows Scouts to attend their local Hall or Camp to part take in Radio and Electronics and other activities - speaking to other Scouts Worldwide using Amateur Radio, IRLP and Echolink and JOTI, Speaking to Scouts using Internet Relay Chat (IRC), and other internet related communications. Youth members who participate in JOTA/JOTI will receive a badge that can be worn on the uniform as a special activity badge. Registration for JOTA/JOTI, guidelines and applications for badges/call signs are available on www.sresu.asn.au/jota

Calendar of Events – Please refer to the website www.sresu.asn.au, Scouts Victoria website for our latest training and events calendar. See: www.sresu.asn.au/calendar

ROCK CLIMBING

State Leader - Rockclimbing

Euan Anderson

state.rockclimbing@vicscouts.asn.au

Top Rope Activities

Top rope Climbing is open for Scouts (Cubs linking to scouts are accepted), Venturers, Rovers and Leaders. It is a safe and easy way to experience climbing outdoors. It is similar to climbing in gyms but on natural rock cliffs with no coloured holds that show you where to climb and a great view from the top. Top rope climbing activities are conducted at either the northern Grampians/Arapiles or Mt Macedon. Climbs are available for all standards of climbing ability from the most nervous first timer to gifted climbers and our aim is challenge all participants to gain skills and techniques in order to achieve more than they expected regardless of the level attained. And of course to have fun.

Awards:

- Scouts can attain the Scout section's Rock climbing proficiency badge by completing 5 climbs to the satisfaction of the climbing team
- With additional training, Venturers can apply for Outdoors or Pursuits of the Queen's Scout Award Scheme. Please contact the team at least 4weeks prior to the activity to discuss plans and expectations
- Top Rope climbing activity weekends: Refer to Program Calendar

Price per climber:

Camels Hump - \$30

Grampians - \$40

Booking Policy

In order to maintain the quality of the rock-climbing experience we have to limit the number of participants at top rope weekends (20 Scouts/Venturers). In order to reduce the chance of last minute cancellations, we require a \$20 non-refundable deposit (per climber) to confirm all bookings and the remainder of the full payment to be made 4 weeks prior to the weekend. First term bookings require full upfront payment. This means that there is an opportunity to offer any unfilled places to alternative groups that may have missed out earlier. In many cases multiple groups will be taken on the same weekend, if numbers permit, in order to provide maximum opportunity for interested groups to enjoy the experience. Refunds will generally not be available for group cancellations. For more information contact the team

Certificate II – Artificial top rope.

May assist with an artificial top rope activity under the supervision of a Rock Climbing Activity Guide or Leader. This training is specific for climbing set up using an artificial climbing tower or structure. For training on natural surfaces see the lead climb courses.

Group numbers are limited to 10 and previous experience with ropes is recommended.

Day	Date	Location
Saturday	29th July	TBA

Training Courses

The Branch Rock Climbing Council (BRCC) also offers training for Rock Climbing Qualifications that will soon be accredited nationally and, if successfully completed, qualifying members within the Scouting association may be eligible for a certificate 2 (Venturers only as part of Queen's Scout Award), 3 or 4 in outdoor education depending on the completion of additional leader training courses and attainment of Adventurous Activity Guide Qualifications. These courses are open to Venturers (over 14y 6mo), Rovers and Leaders. Courses will be conducted between sites at the Northern Grampians and Mt Arapiles.

Two courses are offered;

1. Top rope climber Certificate (CLM-591):

May assist with a top rope activity under the supervision of a Rock Climbing Activity Guide or Leader. This training is typically completed during the first 3 weeks of the Lead Rock Climber Course although alternatives may be available. Costs are expected to be \$450 depending on specific course composition. Contact the team for more information (see below). As for the lead certificate participants are required to attend at least 2 top rope activities prior to commencement of the course.

2. Lead Rock Climber Certificate (CLM-592)

May lead rock climbs unsupervised with other rock climbers holding a Lead Rock Climber Certificate or higher and may assist on a Lead Climbing activity under the supervision of a Rock Climbing Activity Guide or Leader. This course is \$600; Participants are required attend at least 2 top rope weekends in order for the team to assess general climbing competency. If approved, trainees are required to attend all 4 weekends of the course and achieve the outcomes to the satisfaction of the instructors.

Dates and Locations for 2017 (the course includes all 4 weekends)

September	9th/10th	Summer Day Valley	Single pitch seconding.
September	16th/17th	Mount Arapiles	Multi Pitch Seconding.
October	14th/15th	Summer Day Valley	Single Pitch Leading.
October	28th/29th	Mount Arapiles	Multi Pitch Leading.

For further info contact: Kristy Artin email: brccbookings@gmail.com

SAILING AND POWER BOATING

State Leader - Sailing

David Bryar

state.sailing@vicscouts.asn.au

Scouts Victoria Sailing and Power Boating Team

The Sailing and Power Boating Team is here to assist members in all formations with their sailing and power boating activities. To conduct training, and assess qualifications for those who successfully complete the requirements. To help with 'messaging about in boats' (BP quote): try sail days for fun; regattas for sailing practice and exposure to racing protocols. See the program calendar for the dates and participation requirements in any of these activities. These training and fun boating activities are run at various locations around the state by Team members who may be State, District or Group based. Any qualified adult member is welcome to join.

Group Leaders Responsibility for Small Craft Boating

The Scouts Victoria Sailing and Power Boating Team is totally committed to maintaining and enhancing the safety record with regard to sailing and power boating by Victorian Scouting. Effective risk assessment and risk management procedures are used. Policy, standards and manuals are set and monitored. These actions by the Team do not diminish the responsibility of the Leader in Charge (L-in-C) of the Group/District/Region, of ensuring that the Leader in charge of any small water craft activity is both qualified and competency is current. See section of "GL/DC Checklist for Approving Adventurous Activities", especially in regards to Insurance, Activity Advice Form, etc. The first line of support for the L-in-C is the particular State Leader – Adventurous Activities relevant for the craft and or activity.

It is expected as a 'duty-of-care' that any small boating activities will be supervised or generally overseen by Adult Leaders that are also appropriately qualified as Adventurous Activity Leaders. Any Adult Leader that would like to gain the appropriate qualification to run sailing or power boating activities within their Group, District or Region, should please contact the State Leader–SPB at state.sailing@vicscouts.asn.au.

Minimum Standards of Attire and Participation - State Policy

The VSPBC has prescribed the following as representing the minimum standard of attire and requirements for all Scout members participating in Sailing & Power Boating activities run by Scout members.

While on the water all such participants must wear appropriate:

- Personal floatation device, suitable to the event
- Suitable enclosing footwear
- Suitable clothing, for weather and event
- Helmets are not yet a compulsory item for VicScouts sailors.

Member in charge of craft must be able to:

- Swim 50 metres
- Understand & check safety features of the craft
- Check bailer, bungs, buoyancy tank covers
- Tie & understand purpose of specified knots
- Know and understand 'applying first aid' appropriate to being on-board small off-beach craft
- Check appropriate life jacket for each crew member
- Able to recognise changing weather conditions

Member in charge of Activity must ensure that:

- Craft operators are adequately trained
- A risk management plan is in place
- Sailing craft Skippers not being given guidance have as a minimum, Basic Sailing Skills qualification - Scout or peak body equivalent
- Power craft operators have current and appropriate Marine Licence - Victorian Government registration;
- Victorian Scout members operating power craft, private or Scout used on Scouting activities, have current and appropriate qualifications:
 - > for recreational patrol boats have VicScout's Code 513 or peak body equivalent;
 - > for recreational safety (rescue) boats have VicScout's Code 514 or peak body equivalent;
 - > for water skiing boats see Water Skiing Section.
- Must ensure that craft registration and safety is appropriate;
- Only water craft (sail and power) checked for sea-worthiness and safety, before each activity by the Skipper are to be used on water for Scout Activities.
- Power craft and power boats Victorian Government registration is current;
- Propeller guards - all recreational outboard power boats (Scouts and private) used at a Scout activity shall use propeller guards for mitigation of propeller strike incidents and peace of mind of operators. Current market place commercially manufactured steel or non-steel propeller guards will suffice until standards are set.

Sailing & Power Boat Activities

For current information on courses and changes/additions, please visit the Scouts Victoria website Sailing page. Also listed are details on try-sail days and regatta events for sailing practice.

Sailing Regattas, Try and or Fun Days

Various Districts run a 'come & try day' for sailing and canoeing etc. See newsletters of your Districts or Region. Even come along to one of the regattas listed in the program calendar. For large groups, from 20 to 80 of all formations from Joey Scouts, up to Rovers, Leaders, and supporting family members (siblings and parents), book into the Guide & Scout Water Activities Centre at Sandringham. See G&SWAC entry.

Sailing & Power Boat Courses' Dates

Courses are shown under training and updated on Scouts Victoria website. Also includes course program, costs and applicants limitations.

All courses are dependent on weather, participant number and stature, and consequent availability of Instructors and suitable craft.

- Weather: winds under 15 knots (30km/h), waves under 1.0m
- Sailing: minimum of 6 to 8, and a maximum of 8 to 12;
- Power boating: minimum of 3 and a maximum of 9
- Ages over ideally 12.5 yrs. for sailing; over 16.0 yrs. for power boat for full Marine Licence, 12.0yrs for restricted licence.
- For duty of care with boat handling (on and off the water), crew position swapping, and emergency drills of capsize and person over-board, need a balance across course of the participants' body statures with ideally none over nominal 30 BMI;
- Courses are self-catering and self-accommodated.
- Costs reflect location, availability of water craft, Instructors, and venue, etc.
- Closing date is usually six weeks before course.
- Additional courses or different dates and locations will be considered for Scout Groups, especially in the country, if numbers are sufficient and location and craft availability is practical, and suits timing and availability of Instructors, etc.

Running of course is dependent upon final numbers, adequacy of age ranges to handle craft, and availability of appropriate craft and Instructors. This is why we have such a long lead time to closing, nominally at least six to eight weeks.

Guide and Scout Water Activity Centre

The Guide & Scout Water Activities Centre (G&SWAC) is situated on the foreshore at Sandringham Harbour. The Centre offers a variety of opportunities to experience water activities on Port Phillip Bay. It is equipped with a range of sailing dinghies, canoes, paddle boards, and safety boats. The Centre operates most weekends from October to April, excepting, school holidays and holiday long weekends. Excellent facilities are available for use by all members of the Guide and Scout Associations and their families. There are regular Water Activities Days (WADs). These are for FUN and an Introduction to water activities, ranging from dinghy sailing, canoeing, paddle-boarding to beach activities, rotating around each activity every hour. WADs are restricted to specific weekend days during these months and can only be booked on those days. The Booking Secretary (whose contact details are shown below) should be contacted to arrange suitable date/s to avoid disappointment before placing any day/s on your Section program.

Water Activities Days are not Training courses, but allow a variety of programmes for age 6 and upwards. Your plans can include activity weekends, Guide and Scout award scheme weekends, and junior water activity days. All activities are dependent upon the weather, participant numbers and supervision from visiting Adult Leaders. Brothers, sisters, friends and parents are welcome to participate in the on-water activities and pay the same fee. You can arrange a special activity day for Regions or Districts who would like to run a day themselves. Facilities are also available to host weekend events mixing water activities at the Centre with other big smoke activities, especially if you are a rural or regional group. Phone, e-mail or write to discuss your suggestions/requirements or watch your monthly newsletters for updates.

All on water equipment is provided by the Centre including boats, boards, paddles, PFDs (lifejackets) etc. mobile radio communications and safety boats. First aid room, BBQ and kitchen facilities are also available. Staff requirements will vary from program to program. However, in general, the Centre will provide staff with the required competencies to operate the sailing and safety craft, while groups using the Centre must provide general supervision and a dedicated First Aid Officer, fully qualified to at least Level 2.

Evening paddling, during warmer months can be arranged, depending upon staff and weather. A BBQ meal of sausage, bread and soft drink is at extra cost.

Bookings are essential and need a minimum of 20 participants. Maximum is 80. Booking and further information regarding our Activities' programme or general enquiries regarding the Centre is to Booking Secretary: Mrs. Sandra Lacon - e-mail to: lacons@optusnet.com

Cost is \$20 per day per participating person. Booking deposit is \$5 per person, with business size self-addressed and stamped envelope. Full payment is required one month before activity date. An alternate date will be arranged if event is cancelled because of unsuitable weather. Parking fees will apply in the Council car parks, the only parking that is available for participants or their transporting parents.

Sea Scouts

Some Groups specialize in water activities requiring the active involvement of trained Leaders, who have the technical knowledge and practical experience to enable them to provide appropriate activities. These Groups need to provide suitable craft for these activities, however while Sea Scout Groups deliver sectional programs that rely heavily on Sailing, Canoeing, Kayaking, Rowing, and Power Boating Activities, other Groups and Sections offer a varied program with segments including various specialties involving water and water craft. These Groups therefore also need to ensure that the Leaders they have conducting those parts of their program that is considered to be Adventurous Activities are suitably qualified in the Adventurous Activity.

Recommended reference handbooks for Sea Scout Leaders are:

“New Zealand Sea Scout Handbook” published by the Scout Association of N.Z.

“Sea Scout Leaders Handbook” published by the S.A. Branch, Sea Scout Section.

“Scouts on the Water” by Percy Blandford, published by the Scout Association, U.K.

“Australian Scout Field Book, published by the Scout Association of Australia.

SCUBA DIVING

State Leader - Scuba

Bruce Ellis

state.scuba@vicscouts.asn.au

The State Scuba Activity Team (Scout Scuba Victoria) consists of Leaders sharing a common passion for scuba diving and, consistent with current State Policy, has arranged with the Professional Association of Dive Instructors (“PADI”) to introduce interested Scouting members to enjoy the exhilaration of scuba diving. This has resulted in a number of inexpensive Discover Scuba Dive days; Basic Open Water, Advanced Open Water and Speciality Scuba Diver training courses and qualified diver days, all run by fully qualified and externally insured ‘PADI’ Instructors (most of whom are also leaders in Scouting) and variously offered to scouting associated people over 12 years of age (i.e. Scouts, Venturers, Rovers, Leaders, and their families).

A Discover Scuba Dive is not a formal qualification rather it’s an opportunity to try out scuba diving in a controlled environment to see whether or not it meets personal expectations and might represent a challenge to be explored further. A 1½ day Snorkelling program has been developed, concentrating on safe preparation for and skills used in Snorkelling, it involved both in and out of water skills. Snorkelling days are a group event with ½ of the day discussing and exploring the intertidal area, and the rest snorkelling in groups experiencing the wonder of Victoria’s very rich sea life.

Scout Scuba Victoria offers Qualifications as a PADI Scuba Diver (1 weekend), a PADI Open Water Scuba Diver (e learning +3 days), PADI Advanced Open Water Scuba Diver, and Speciality Dive courses such as Wreck Diver or Underwater Digital Photographer. SSV also offers Advanced Open Water divers who have current First Aid qualifications the chance to undertake a Rescue Diver Course, and those who have their Rescue Diver and 5 specialities can be recognised as Master Scuba Divers. These courses are run on a regular, as needed, basis. All of these courses may be counted toward the various Award Schemes.

SSV is a PADI recognised Educational Facility and along with other State Activity Teams, SSV can offer competencies or units towards Certificate II and III in Outdoor Recreation.

For SSV members we have negotiated discounts at some Melbourne Dive Shops. Our courses are already discounted for scouting members. Any scouting member or family member who is interested in membership, Scuba Diving, Snorkelling, or qualified diver days, should contact the State Leader - Scuba, Bruce Ellis state.scuba@vicscouts.asn.au
Scout Scuba Diving Activities: Additional Dive Days notified on Facebook page

Parents or Guardians of any youth member wishing to participate in a Scuba Diving training must be informed that the Activity is NOT being conducted by the Scout Association and that responsibility for supervision, control and legal liability is not that of the Scout Association but is instead that of the PADI recognized provider to who, while they may use Scouting people, are not covered by Scouts Victoria’s insurance, using instead PADI organised insurance.

Consequently, it will be necessary for the Leader-in-Charge to first obtain from the Parent or Guardian, a signed Special Activities Permission form [Form Y5].

SKI TOURING

State Leader - Ski Touring

Roger Harrop

state.skitouring@vicscouts.asn.au

The State Ski Touring Team exists for several complementary purposes:

- To provide Scouts and Venturers scheduled opportunities to learn snowcraft and safe travel on snow and ice;
- To support Scout groups either in the planning and/or technical leadership of their own ski-touring trips;
- To encourage Leaders of all Scouting sections to develop their Activity skills to lead ski touring parties;
- To provide training opportunities for development and assessment of snowcraft and ski-touring skills;
- To provide a pool of experienced Ski-touring Activity Leaders, across Victoria, for advice and support.

Ski Tours as Adventurous Activity Proposals within the Queen’s Scout Award Scheme

Venturers who wish to conduct a ski tour, snowshoe hike or snow walk as their Queen’s Scout Award Scheme Adventurous Activities Expedition need only have the Participant Qualification but must have a suitably experienced Adult Examiner

qualified to the Activity Leader level appropriate to the location and duration of the expedition proposed. Ski touring team members are prepared to act as examiners to Venturers wishing to undertake snow-based activities for Outdoors or Expeditions Awards.

A few “CAUTIONS” associated with Scouting Ski-tour Activities

The State Ski touring Team does not recommend The Crosscut Saw, Mt Feathertop, the Razorback or Mt Bogong areas for ski tours, other than with one or more Level 3 qualified Ski tour Leaders and Scout-to-Leader ratios that constitute a very STRONG party.

Leader Skill Requirements for Undertaking Ski Touring Trips in Scouting

No Ski-tour Leader Qualification Required for Resort-based Snow-play Trips: i.e. a group for snowplay, tobogganing, or downhill skiing within an alpine resort boundary. Recommended Leader/Participant ratios:

- 1 Section Leader or parent for every 5 (and part thereof) participants
- No ski-tour qualified Leader required is required to be in attendance

If a group intends to ski beyond snow-play areas and vicinity of resort buildings— the organising Leader must:

- Be currently qualified to at least Level 1 Ski Touring Leader standard; and
- Undertake a formal Risk Assessment of the activity proposed (being particularly conscious of his or her ability to recognise and assess the risks) and
- If in any doubt, refer to the State Leader Ski Touring:
 - i) to discuss what you intend and to provide some technical input into the planning process, and/or
 - ii) to request a qualified ski-tour Leader to assist in the trip planning, and/or
 - iii) to participate within the trip as an extra Leader, supplying on-snow technical and snowcraft skills

Leader Qualifications for Ski Touring Trips

There are four levels of Leader Technical Skill Qualification which are relevant to Adventurous ski-touring activities; all of which are available to both adult and youth members. The qualifications levels are outlined below.

Participant Supplementary Qualification (Basic Skiing Skills) available to adult and youth members 12 years and older. This qualification provides a Scouts Australia qualification in the Skills of Skiing. The training offered is in basic cross country skiing technique allowing safe over snow travel. Scout and Venturer Leaders with substantial on-snow experience can have their prior learning and/or current competencies recognised, while new Leaders can be trained to a basic level of competence on one of the Basic Skiing Skills days.

For the following levels of ski touring activities within Australian Alpine Parks, the following Scouting-recognised qualifications apply to the Adult Leader-in-charge. (Youth members 14.5 years and older may apply to have technical skills to these levels of competency but cannot be recognised as an Adventurous Activity Leader until the age of 18 years. (an SIS requirement).

Level 1 - Restricted Day Ski Tour Leader

- Allowed to plan and lead single day tours on marked trails in patrolled areas during daylight hours. (Lake Mountain, Mt Buller, Mt Stirling, Mt St Gwinear, Mt Baw Baw, Mt Hotham/Dinner Plain, Falls Creek)
- The recommended Leader-to-Participant ratios for ski-tours to these areas are one Level 1 ski-tour qualified Leader per Party; plus 1 Section Leader or parent for every 5 (and part thereof) participants.

Level 2 - Day Ski Tour / Restricted Overnight Leader

- Allowed to plan, lead and manage ski tours of one day duration in non-patrolled areas during daylight hours. (Mt Hotham/Dinner Plain, Falls to Watchbed Creek, Bogong Rover Lodge and Mt McKay, Snowy Plains, Baw Baw plateau)
- Allowed to plan, lead and manage ski tours of 2 days (1 night) duration in patrolled areas. (Mt Hotham/Dinner Plain, out to Watchbed Creek/Heatheys Spur, Mt McKay area, Mt Stirling, Lake Mountain)
- The recommended Leader to Participant Ratios for ski-tours to these areas are 1 Level 2 ski-tour qualified Leader per Party; plus 1 Section Leader or parent for every 5 (and part thereof) participants.

Level 3 - Overnight Ski Tour Leader

- Allowed to plan, lead and manage ski tours of more than two days duration in non-patrolled areas.
- (Baw Baw plateau, Mt Loch and the Razorback, beyond Rocky Valley wall and beyond Mt McKay, on to the Bogong High Plains, The Fainters, Mt Feathertop, Mt Bogong, Bluff to Howitt)
- The recommended Leader-to-Participant ratios for skitours to these areas are 1 Level 3 ski-tour qualified Leader per Party; plus 1 Section Leader or parent for every 5 (and part thereof) participants

Ski Touring Leadership Courses

Pre-requisite Skills:

Prior attendance at one of the Basic Skiing Skills (See and Ski) days or demonstrable on-snow experience is a prerequisite for attendance at any ski-tour Leader training course.

Remaining Current:

Ski Touring Leaders are required to keep a log of touring trips for re-accreditation every 3 years and must continue to be active in ski-touring to remain current and be re-accredited at the level of competence trained and/or qualified for.

Level 1 Ski Touring Leadership (Basic)

Course cost: No Charge

One day on-snow training and assessment - designed to cover ski touring practice and group management, over and above simple skiing techniques. This level of Leader Qualification can be undertaken in two ways.

- i) Attendance at a start-of-season scheduled training day as a group skills-building exercise - focusing on planning of on-snow activities, ski and snowshoe-based mobility, group-management on-snow and risk management; Individuals attending the training Day are required to bring or hire their own skis/stocks/boots, to travel to the location and cover any resort entry charges and trail-head fees. Bring everything you would need for a day in the snow, including hat, sunnies, sunblock, spare gloves, water, high-energy nibbles and your lunch too.
- ii) Attending as a Leader and demonstrating the required skill levels on a See and Ski training day, on ski trips arranged as part of your own Scout or Venturer programs, or on IGLUTE weekend. The Intermediate and Advanced Practical weekends are conducted as ski-tour trips led by the Ski tour Leader being assessed, accompanied by one or more State Ski touring Team members and are an assessment of the Leader's ability to help their youth members to learn skiing and snowcraft, and manage a group of youth on a ski tour with differing degrees of experience and difficulty of terrain.

Level 2 Ski Touring Leadership (Intermediate)

Scheduled in consultation with candidates

Course cost: No charge

Two consecutive days training on-snow with snow-camping, scheduled as ski-tours consisting of youth members led by the trainee Leader, accompanied by one or more State Ski touring Team members. These training and assessment weekends will be scheduled in consultation with individual Leaders who express interest in gaining a Level 2 qualification.

Level 3 Ski Touring Leadership (Advanced)

Scheduled in consultation with candidates

Course cost: No charge

To obtain the Level 3 qualification, extensive experience in a variety of snow country and conditions is required, assessed via a log of trips undertaken plus an assessment of ski touring and snowcraft skills over several ski trips.

Youth Member Training in Ski Touring and snowcraft

See and Ski (Basic Skiing Skills) Training Days – aimed to introduce youth members to ski-touring

Costs of Skiing Skills Training Days: around \$15 per participant on a cost recovery only basis for its services.

Scouting groups attending any of these skiing skills development days will need to:

- **Bring everything** you would need for a day in the snow: including hat, sunnies, sunblock, spare gloves, water, high-energy nibbles and your lunch too
 - **hire skis, boots and stocks** en route to the training location (usually \$30-40 per person per day)
 - **pay the resort-entry fees** (around \$35 per vehicle) at the resort entry gate (except St Gwinear)
 - **pay any trail head fees** required (usually \$6 - \$12) for each participant, based on youth/adult
- These Skills days are designed to teach basic skiing technique and staying comfortable/safe on-snow.

NOTE: The team is prepared to fit in with the dates to suit your Unit's Activity Program if we are requested to do so early enough. Please make contact with the State Leader to discuss and arrange dates that will work for both parties. We may ultimately need to vary the dates depending on the prevailing snow or impending weather conditions.

More Info: www.vicscouts.com.au/skitouring; or Roger Harrop on state.skitouring@vicscouts.asn.au or

WATER SKIING

State Leader, Water Skiing

David Taylor

state.waterskiing@vicscouts.asn.au

The State Water Ski Team offers safe, but action-packed, water skiing opportunities in fresh water for Scouts, Venture Scouts, Rovers and Leaders looking for a challenge with heaps of fun attached. Our activities are at all times under the supervision of qualified and experienced instructors and we can accommodate all levels of competency from first-time skiers through to those who are already accomplished in the sport.

Generally speaking, there is no specific season for waterskiing but the State Water Ski Team is usually fully operational February through to March. We mostly operate from a base at Fraser National Park on Lake Eildon but it is always possible to arrange operations from other suitable venues. For Safety Reasons the selection of venues is at the discretion of the Water Ski Team.

The State Water Skin Team now offers two levels of water ski qualifications.

Level 1 Observer – Instructor

Level 2 Boat Driver- Beach Captain

These qualifications along with a Power Boat course (Provided by Sailing and Power Boating Team) and Activity Leader training will allow leaders to bring this exciting activity to youth members. Courses will be run as required, if you are interested please contact the team to discuss your requirements.

We will happily run activities for a full weekend or just single day events. We can provide up to four ski-craft for larger parties. Contact us for general or more specific information re costs, bookings and any special requirements.



These specialised activities teams offer a diverse range of opportunities for members to provide support to the youth program, events, and infrastructure of Scouts Victoria. An occasional forum will be provided to enable interested teams to gather informally to co-ordinate their efforts; improve communication for and between teams; encourage each to develop their specialty in line with the State Vision and Priorities; assist each other with the development of their teams; combine efforts on an ad hoc/needs basis and to develop/sell/market their activities.

ANZA Scouts - Singapore

Scouts Victoria supports two Scout Groups in Singapore, comprising expatriate Australians and their children. Support is given by the 'Victorian' District Commissioner is Alistair Horne alistair.horne@vicscouts.asn.au.

Anzac Day 2017

Provided by Glen Webster

Each year, Groups are invited to attend events for ANZAC Day, both locally and within the Melbourne CBD. For information on local events, please contact your local RSL. The main ANZAC Day service is held on April 25th each year regardless of the day of the week – 2017 sees this day fall on Tuesday.

The Melbourne CBD event is broken down into 3 separate events: the Dawn Service, the Commemorative March and the Commemorative Service. Participation within the Melbourne event is optional; however there are requirements for Uniform presentation, roles set aside for Venturers, Rovers and Leaders, and the ability for all Scouting members present to march together at the end of the Commemorative March.

Public transport is available for all Scouts, Guides and ADF Cadets on the day as long as they are in Uniform. The events start from 6am (Dawn Service) and conclude with the commemorative Service by 1.30pm. Groups or sections wishing to use this for the Their Service, Our Heritage must complete the appropriate number of requirements based on the section (2x for Joeys/Cubs, 3 for all others.) Leaders must meet the requirements of their respective section.

It is a requirement of the event that all members register via the website – this is to ensure we can keep track of all members should a major incident occur. It is important that all of the details are supplied at the time of registration. From 2017 onwards, all members in uniform who wish to watch the March but not participate will also be required to register. The admin team at Federation Square will be able to assist you on the day with any questions. Further information regarding Uniform, Roles and TSOH resources can be found by visiting <http://vsanzacday.sandmantech.com.au/> or contacting the team via email anzac@vicscouts.asn.au

Australian Badge Club

Provided by Ann Taylor

The Club is open to all members of the Scout and Guide Associations, to assist members to accumulate, assemble and provide facts relating to the history of badges, new, existing and extinct, from all over the world. Members are encouraged to swap badges by correspondence, thus encouraging friendship around the world. Meetings: third Sunday of alternate months at 152 Forster Road, Mt Waverley. The Club will mount a display, when requested, at Scout and Guide activities.



Baden Powell Scout Guild

A fellowship of former Scouts, Guides and other interested people (26+) who are keen to continue the principles of Scouting and Guiding - to keep alive the spirit of the Scout and Guide Promise and Law, to take that spirit into the community and to continue support for Scouting and Guiding. Each State participates in fun activities and undertakes service, along with enjoying regular meetings.



Baden Powell Lodge - Freemasons Victoria - Our Principles Make a Difference

Started in 1930, the BP Lodge is a Masonic Lodge within Freemasonry, founded on similar basic principles as Scouting. Membership is open to all men, meeting monthly from February to November on the 4th Monday, 7.30 pm at the Waverley Masonic Centre. The Baden Powell Annual Founder's Night meeting on the 4th Monday each February incorporates the Annual Rover Service Award Presentation, to encourage and recognise the valuable service given to the community and Scouting by all Victorian Rover Crews. Secretary, Jon Franklin, secretary@badenpowelllodge.com



ESGAV - Ethnic Scouts Guides Association of Victoria. ESGAV was established in 1978 by migrants who were Scouts in a number of countries in Eastern Europe before Scouting was banned by their new communist governments after World War 2. There are 7 member communities: Latvians (who are members of Scouts Victoria) and Estonians, Hungarians, Lithuanians, Polish, Russians and Ukrainians. ESGAV follows Scouting principles with an emphasis on preserving cultural traditions. The 38th annual ESGAV camp will be on 24 - 26/03/2017 at Joseph Harris Scout Camp, Mount Martha.



Fellowship

The ASF is the opportunity to remain in or re-join the Scout Association of Australia, Victorian State and so be eligible to participate in Scout events with other present and former members. Membership is automatically offered to Leaders who seek membership upon the relinquishment of their Certificate of Adult Leadership and to "Booted" Rovers. New applicants must be willing to affirm or re-affirm the Scout Promise, submit for a Police Check, hold a current Working With Children Card pursuant to the Working With Children Act 2005, and have completed the E-Learning Safety and Child Safety Modules. It is the reasonable expectation of the Scout Association that members of the ASF should be willing to actively promote the virtues of Scouting among their associates and friends and with persons of influence in the wider community. Opportunities exist (for those interested) to provide occasional service to Scout formations whether at working bees or, for example, through the provision of temporary leadership support consistent with past training and experience.

Members are entitled to wear their uniform at official events. The ASF uniform is the Scout shirt or ASF Pacific Blue Polo Shirt, ASF scarf and name bar. Members receive each Australian Scout magazine, the INFO book and the Scouts Victoria weekly email updates to be informed of recent events, forthcoming activities and initiatives. ASF members may align with their local District Division, or one of the many "non District" Divisions. ASF membership automatically provides membership of the Scout Association. ASF Members remain fully protected up to age 85 by the Association's extensive range of insurance policies. Insurance is not available for members aged more than 85 years of age.

	Feb	March	Apr	May	July	Aug	Oct	Nov
ASF Meetings	9 @ 1030 SHV	4 @ 4pm E.Point	29 @ 4pm Caring	27 @ 4pm Rowallan	13 @ 1030 SHV	26 @ 4pm Eumeralla	1 @ 1pm SHV	9 @ 1030 SHV
Cte & Clean-up at Eagle Pt		03,04,05						
Bay Park W/Bee			07 @ 9am					
Rowallan W/Bee				26,27,28				
Mid-year at Geelong					30, TBC			
Eumeralla W/Bee						25,26,27		
Clifford Park W/Bee							28 @ 9am	
End-year at Ringwood RSL								26 @ 12n.
ARAP, and Awards at SHV							01 @ 1100	
Caringal W/Bee			27/4-02/5*					

General Enquiries: ASF Victorian Scout Centre 8543 9800

Event Contacts

<i>Bay Park</i>	Graham Lawrence
<i>Rowallan</i>	Jack Paterson
<i>Caringal</i>	Glenyse Porteous
<i>Eumeralla</i>	Joan Fox
<i>Clifford Park</i>	Bruce Venville
<i>Mid-Year</i>	Laurie Allen
<i>End-Year</i>	Norma Neil

Metropolitan Committee Meetings to be held at Scout Heritage Victoria, Mackie Rd. Bentleigh, 10.00am for 10.30am start on 2nd Thursday, 11th Feb, 14th July, 10th Nov. BYO lunch.

The meeting set for 2nd Oct is at 1pm following the ARAP at 11am. Lunch provided.

Gilwell Park - Heritage

Provided by Rob Millen, Gilwell Park - Heritage

The GPH team has been formed to provide support to the management of Gilwell Park. The team offers advice, expertise and effort (labour) for the conservation and repair of the Heritage assets contained on site. Construction of the Heritage trails are underway, detailing The Story of Gilwell. All members both Uniform and Lay, past and present are welcome to join us each Wednesday at Gilwell. A Fellowship division has been formed to allow for registration.

Gilwell Reunion

Provided by Marc Ortlieb, Secretary, Gilwell Reunion Committee

The Committee aims to promote fellowship, friendship and support for Leaders who have undertaken Advanced (Wood Badge) Training in order to assist them to become more effective Leaders of Youth; and to assist in the continual upgrade of the Training Facilities at Gilwell Park Victoria by suggesting improvements and fundraising to provide funds to enable such improvements and maintenance to occur.

2017 Gilwell Reunion - "Once Upon a Time at Gilwell: A Fractured Fairy Tale" <http://www.vicscouts.com.au/gilwell-reunion.html>. This is open to all Wood Badge holders and is held on the weekend before Australia Day: Friday 20 to Sunday 22 January 2017. The weekend combines service to Gilwell Park along with a lot of fun - where Leaders and ex-Leaders get to do silly things without having to worry about the kids laughing at us. If you haven't been before, why not find a couple of your Wood Badge course buddies with whom you promised to keep in touch and come along. You can attend for the whole weekend or just attend for a day. Application close on 11/12/2016: <http://www.vicscouts.com.au/resource-library/482/entry/view/1768/application-forms.html>. The Secretary, Victorian Gilwell Reunion Committee, Victoria Scout Centre, 152 Forster Road Mt Waverley 3149.

HERITAGE CENTRES

Scout Heritage Victoria

Provided by Aline Thompson, BC Scout Heritage Victoria

Many of you are aware that our former display area at "Sithen Brownsea" has closed. The new centre of Scouting Archives and Memorabilia will be at 62A Mackie Road, East Bentleigh. Please watch the Scouts Australia Victoria Newsletter for the Official Opening of this great facility.

Some of the records are incomplete therefore it may not be possible to fulfil all requests. Scout Heritage Victoria also needs your help. We are looking for assistance with Tour Guides, data input, sorting memorabilia and many other aspects of museum management.

Geelong Scout Heritage Centre

Visitors welcome at 58 Russell Street, Newtown, 3220 or mail P.O. Box 727 Geelong 3220. Melway 451 J6. Open 3rd Sunday each month, 10am to 3pm - except January. Bookings other times by appointment. Group Sections program a meeting night to visit. Bookings 0419 591 432. Scouting history donations welcome.

Pax Hill Heritage Centre, Ballarat

Pax Hill Campsite, Corner Fussell and Spencer Street, Ballarat, 3350. Bookings through the Camp Manager, on 5331 4956 or with 0409 381 895

Radio Broadcasts

Inner FM 96.5 "Scouting Around" (Thursdays 6 to 7.00pm) - the longest continuous running Scout Radio show in the world! Ideas and program content are welcome.

Scout Band

The Scout Band offers an opportunity for players of any concert band instrument (i.e. brass, reed, percussion) to gain experience from playing with a well-disciplined and well-rehearsed band. The band numbers approximately twenty five, and plays regularly at various Scout functions and commercial events when the opportunities arise. Rehearsals are held on a regular basis (approximately every three weeks in the Eastern suburbs). New members from all Suburbs are always welcome.

Special Duties

Provided by Michael Baden-Powell, SC Special Duties

To promote and support members of Scouting and Guiding nationally and internationally. Pleased to visit - initial contact per telephone essential (to check availability), with a confirmation letter giving event details and contacts.

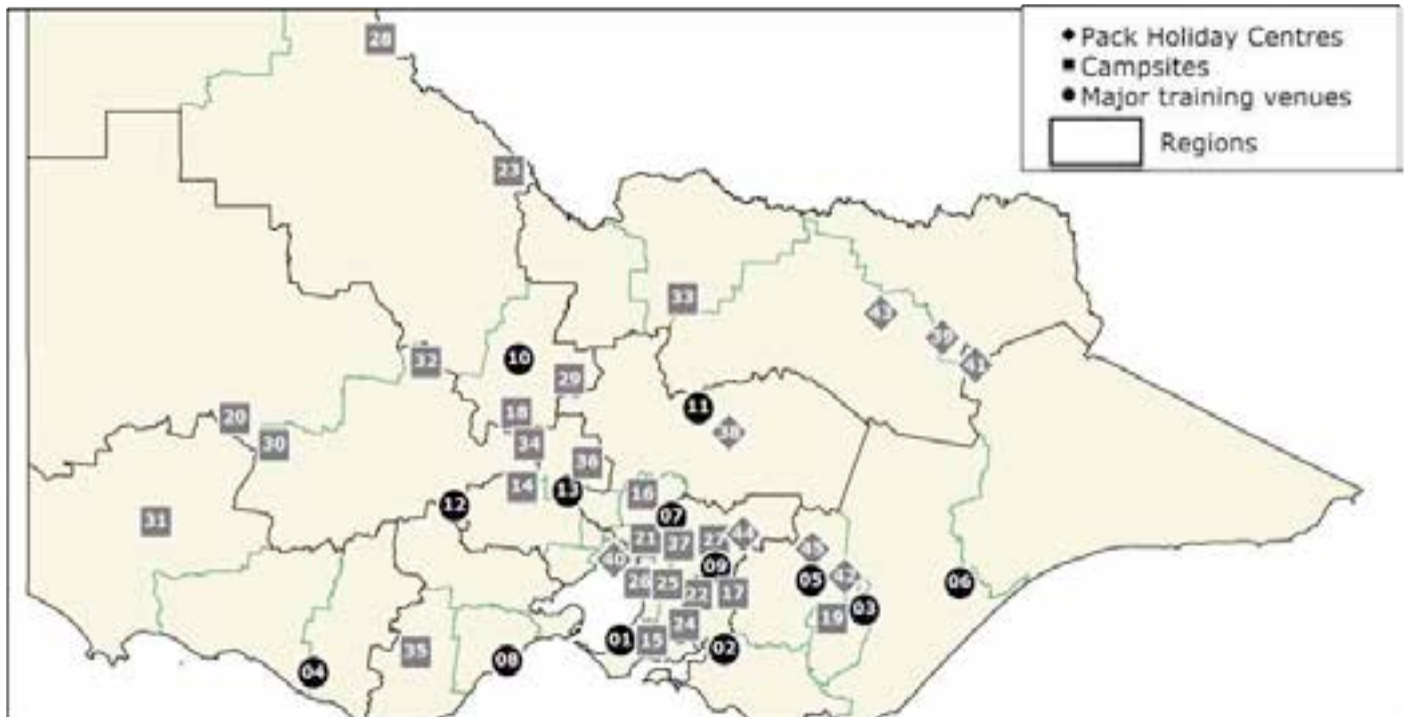
Email: sc.specialduties@vicscouts.asn.au.



SCOUT CAMPS, CHALETS AND HALLS

Scout Camps in Victoria managed by Scouts Australia (various Groups, Districts, Regions and State) are sorted firstly by type (major training venue, campsite, then accommodation) and then by the long name.

Refer: www.vicscouts.com.au/camps.html.



ID	Short name	Long name	Street	Locality	Melways	Vicroads	Type
1	BAY PARK	BAY PARK	Hearn Road	MT MARTHA	150G6		MTV
3	BERMINGHAM	BERMINGHAM PARK	Rifle Range Road	GLENGARRY	628D7	347L3	MTV
4	BRUCKNELL	BRUCKNELL		Brucknell	626F8	90F9	MTV
5	CARINGAL	CARINGAL		Tyers Junction	628C6	81G9	MTV
6	CLIVE DISHER	CLIVE DISHER PARK		Perry Bridge	628H6	99F2	MTV
7	CLIFFORD PARK	CLIFFORD PARK	Clifford Drive	WONGA PARK	24J6		MTV
8	EUMERALLA	EUMERALLA SCOUT CAMP	Great Ocean Road	ANGLESEA	196K3		MTV
9	GILWELL PARK	GILWELL PARK	Launching Place Road	GEMBROOK	299F1		MTV
10	KOOLAMURT	KOOLAMURT	Mandurang Road	SPRING GULLY	621D9	283N24	MTV
11	MAFEKING	MAFEKING ROVER PARK	Caveat	Caveat	609 R6	62A3	MTV
12	PAX HILL	PAX HILL SCOUT CAMP	Cnr Fussell/Spencer Sts	BALLARAT	627B4	257S16	MTV
13	TREETOPS	TREETOPS	Royal Parade	RIDDELLS CK	627F3	284G3	MTV
14	Barrys Reef	Barrys Reef Scout Camp		Blackwood			CMP
2	BELL PARK	BELL PARK	Scout Drive	NYORA	612S9	96B7	CMP
15	Camp Niall	Camp Niall	Balnarring Rd	Teurong	152 B5		CMP
16	Camp Warringal	Camp Warringal	Bruces Creek Road	Whittlesea North			CMP
18	Castlemaine (2 nd)	Castlemaine (2nd) Scout Camp		Chewton			CMP
19	Connan Park	Connan Pk. Sci. Camp, Tyers Park	Boola Boola Road	Morwell North		97 H3	CMP
20	Cooinda Burrong	Cooinda Burrong Scout Camp	Gramplains	Zumsteins			CMP
21	Cresco Park	Cresco Park	Pound Bend Rd	Warrandyte			CMP
22	Dallas Brooks	Dallas Brooks Scout Park	Harpfield Road	Upr Beaconsfield			CMP
23	Gunbower Island	Gunbower Island, Tree Tops	Spence's Bridge Rd	Cohuna			CMP
24	GWS Anderson	GWS Anderson Scout Park	Dickie Road	Officer	212H9		CMP
25	Harkaway	Harkaway Scout Camp	Chadwick Road	Harkaway	210 A7	95 GH1	CMP
26	Heany Park	Heany Park Scout Camp	Golding Avenue	Rowville			CMP
27	Illalangi Campsite	Illalangi Campsite	Reserve Road	Don Valley			CMP

28	Kulki-Kulki	Kulki-Kulki Scout Camp	Murray Valley Hwy.	Wood Wood			CMP
29	Lake Eppalock	Lake Eppalock Scout Camp		Lake Eppalock			CMP
30	Lake Fyans	Lake Fyans Scout Camp	East Grampians	Pomonal		56 B4	CMP
31	Mallangeeba	Mallangeeba	McGregors Road	Wannon			CMP
32	Mataranka	Mataranka Campsite	Hard Hills Track	Goldsborough			CMP
33	Moira Park	Moira Park	Moira Drive	Kialla West		32 H9	CMP
34	Noonameena	Noonameena Scout Camp	69 Shepherds Hill Road	Lauriston			CMP
35	Patanga Park	Patanga Pk. (Barangaroo) Sct. Camp		Colac			CMP
36	Rowallan	Rowallan Recreation/Advent.Camp	6 Kent Road	Riddells Creek	509 H10	60 D8	CMP
38	Alexandra	Alexandra Scout Group Hall		Alexandra			ACC
39	Alpine Scout Centre	Alpine Scout Centre	Kiewa Valley Hwy	Tawonga			ACC
40	Bay Wac	Bay Wac		Elwood	67 B4		ACC
41	Bogong Rover Chalet	Bogong Rover Chalet	Orneo Hwy	Nelse	X922H10	50 F8	ACC
42	Captain Hurley R. Hut	Mt Erica - Captain Hurley Rover Hut		Erica			ACC
43	Myrtleford	Myrtleford "Friendship House"		Myrtleford			ACC
45	Baw Baw	W.F. Waters Rover Ski Lodge	Baw Baw Alp. Village	Mt Baw Baw			ACC
	BP Park Beach Hall	Baden Powell Park Scout Group	Williams Road	Mt Eliza			ACC
	Carlton Scout Hall		Shakespeare Street	Carlton			ACC
	Queenscliff Scout Hall			Queenscliff			ACC
	Mansfield Sct. Group	1 st Mansfield Scout Hall	Mt. Battery Rd	Mansfield			ACC

SCOUT CAMPSITES

Barrys Reef Scout Camp

9km Trentham, 5km Blackwood

Bushland environment, Kitchen/Dining Building = 14 beds, Large Activities Hut, Campsites 3 Group Sites plus bush camping, Pioneering and general Scouting activities

Alan Thorley, 97 43 8553, thor27@tp.au

Bay-Park - Joseph Harris Park

5km from Mt Martha, 35ha bushland close to bayside beach and Mornington Peninsula attractions including Ashcombe Maze, Arthurs Seat, Port Nepean.

Accomm. Lodge 5 x 10 beds = 50; Converted Railway Carriages (Bay-Park Station) = 38, Cottage = 12, Syndicate Room = 8

300 patrol sites, Activity Centre, Flying Fox, Archery, BMX track, Challenge Valley, Chapel, Dam for water activities, Bush Golf course, Volley Ball Courts, Large Oval, Stage, Storm Hut. Tree Surfing at Arthurs Seat.

Danielle and James Mackenzie - Joseph Harris Scout Park, Hearn Road, Mount Martha, 3934

5974 2555 (H) 5974 2455 (F). campsite.baypark@vicscouts.asn.au

Bell Park Scout Camp

22.5 ha of bushland. Fauna/Flora Res. 60kl from Dandenong (1hour). 64kl to Penguin Parade, Phillip Isle. 30kl to Coal Creek Village = Free entry. 13kl Lang Lang Shops & IGA. 12kl to Lang Lang beach

Currawidgen Venue (PHC) 2 dormitories, 2 leaders dormitories(sleep total 38), sitting room & fireplace, activity hall 7x15mts, Eating area, Kitchen=large 2 ovens, BBQ plate & Gas jets, Crockery/cutlery, cooking utensils supplied.

Microwave, large toaster, Pantry= shelves, full fridge & fridge/Freezer, Wheelchair access, Disabled shower/toilet M/F, BYO sleeping gear. Chelsea Hanger= Large open space building with open fire place, tables/chairs= floor space 15 x 17mt. Wheelchair access. Camp Kitchen=fridge, freezer, stove, 4 x Chalets=each sleep 6 & eating area Non Cooking, Site - TANK water only supplied Activities= Dam for water activities, canoes for hire on dam, Giant water slide, Low Ropes course, Large Commando course, Backwoods cooking site, Bush track & bikes (BYO helmets), Oval, Outdoor Chapel, Toilet/Shower, Hot water supplied, Campfire circle, fires in supplied drums allowed, Fire wood available, First Aid room, many Patrol sites & 2 large District sites.

130 Scout Drive, Nyora, 3987, Lang Lang off Sth Gipps. Hwy, NYORA 3987.

C/o: campsite.bellparknyora@vicscouts.asn.au, 0419 133 728.

Birmingham Park

Rifle Range Road, Glengarry, 12km from Traralgon.

Scout Centre (S/C kitchen): 14 x 3 beds + 1 x 6 beds = 48. Commando Course, Toilet/Shower Block
campsite.birmingham@vicscouts.asn.au or

Brucknell Park Scout Camp

Timboon Road, Brucknell, 11km from Timboon

46ha bushland with small creek, near Shipwreck Coast.

Coleman Hall: 8 x 8 beds + 1 x 2 beds = 66 beds. Neville Dance Training Centre: 1 x 3 + 1x5 + 2x6 beds = 20 beds

Conference/Training Facility, Initiative and Compass Courses, Chapel

1215 Timboon Nullawarre Road, Timboon 3268 campsite.brucknell@vicscouts.asn.au

Camp Niall

10km from Mornington.

2 bunkrooms accom 40, S/C Kitchen, 4 burner gas stove and oven, large 2 door fridge, separate chest freezer. Dining room. Toilets and showers equipped with instant gas hot water. 2 large activity shelters.

20 patrol sites, Kitchen, Activity Room, Chapel, Challenge Valley, Low Ropes Course. Volleyball court.

Val Bucknell 545 Balnarring Road, Teurong 3933 valpaulbucknell@bigpond.com

Camp Warringal

8ha of bushland 321

Bunk Rooms: 2 x 14 = 28 beds; Quamby Hut: 12 beds

50 patrol sites, Toilet and Shower Block, Hiking, , Orienteering, Native Wildlife

Booking Officer: J. Rutley. Bruces Creek Road, Whittlesea North nfj@dodo.com.au

Caringal Scout Camp

9km from Erica, 37km from Moe, located on the junction of the Eastern, Middle and Western Tyers Rivers

100 patrol sites, 4 Powered Sites, Abseiling, Chapel, Bunk House with Lounge 4 rooms x 6 + 1 room x 2 = 26 beds

Lodge (S/C kitchen) 1 x 6 + 1 x 4 = 10 beds. Rover Hut (S/C) 10 beds. Bert Spackman Lodge (S/C) 6 beds

Leader Hut (S/C kitchen) 2 beds.

Resident Managers: Bob and Margaret Thrower

655 Telbeit Road, Tyers Junction - P.O. Box 64, Erica 3825. manager@caringal.org.au

Castlemaine (2nd) Scout Camp

Fryerstown / Chewton - Bushland environment.

20 patrol sites, Orienteering, Gold Panning, Push Cart Track. (Open Subject to weather conditions).

Russell Sheehan Email: rsheehan5@bigpond.com

Clifford Park Activity Centre



Clifford Drive, Wonga Park. An ATAP accredited campsite and a member of the Australian Camps Association.

35 km. east of Melbourne – a 50 acre bush site nestled in a bend of the Yarra River with Warrandyte State Park on three sides. Camping for 400+ on prepared sites. Storm Shelters on 9 campsites. Melbourne water reticulated throughout site. 2 large Activity Shelters enclosed on 3 sides, equipped with gas BBQ, h/w, ss sink, tables/seats, coonara heater.

Wombat Cabins – 5 rooms x 6, 7 rooms x 4, 1 room x 2. Separate cabin x 8 beds. Wombat Shelter – gas BBQ, coonara heater, attached (refurbished) food preparation area, equipped for 40. Lodge – dining hall in open format seats 130, can be divided 1/2 or 1/4-3/4 –AV equipped. Industrial style kitchen. Catering available or self-cater.

Log Cabin – multipurpose training / activity hall. AV equipped. Chapel. Challenge Valley (24 elements), Abseiling Tower, Archery, Sand Volley Ball Court, BMX Track, Boulderling Wall, 2 Compass Courses, 2 Orienteering Courses, Trampoline, Frisbee Golf, Amateur Radio VK3SCP, Billy Cart Hill, Crate Stacking, Access to canoe landing on the Yarra River for water activities.

Bookings: 9722 147. info@cliffordpark.com. www.cliffordpark.com. ALL MAIL - P.O. BOX 4184 Knox City Centre, 3152

Clive Disher Park

25 hectares of natural bush close to Lake Wellington, Perry and Avon Rivers, a bird sanctuary and flora and fauna reserve. Ideal for bush camping and craft skills, open fires allowed, wood available on site. Numerous patrol sites and larger camp areas. Tank water supply throughout park, Toilet and shower facilities, Campfire circle, Mud Pit for Billy Carting. Recreation Room – 2 x 2 = 4 beds, floor space for sleeping 30, 1st Aid room x 2 beds. Kitchen and dining rooms x 2 - 1 x 50, 1 x 80. Small Den – suit family or small group, no beds available. 52 patrol sites, Challenge Valley, Bird Sanctuary, Flora and Fauna Reserve

198 Strathfieldsaye Rd, Perry Bridge. Contact: Midge Creely midgecreely@hotmail.com

Connan Park Scout Camp, Tyers State Park

20km from, Morwell, VicRoads 97 H3. Toilet/Shower Block. Native Wildlife, Swimming in Tyers River
Camp kitchen, showers and toilets within Chalet building. Open Camp grounds for patrol camping, water supply and fire pits in each.

Boola Boola Road, Morwell North, Don Lovison dsmal@wideband.net.au

Cooinda Burrong Scout Camp

3075 Northern Grampians Rd, Zumstiens - Grampians, Near Zumsteins, Grampians National Park, 50km from Horsham.
Dormitory Huts: 2 huts with 5 rooms x 4 = 40 beds, Recreation Hall, S/C Kitchen, 10 patrol sites, Chapel, BBQ, 4 Caravan powered sites, 3g internet antennas, Laundry, Hot showers

Contact Quinn McLean, campsite.cooindaburrong@vicscouts.asn.au

Cresco Park

Cnr. Pound Bend Rd and Gallatlys Lane, Warrandyte.

5ha of bushland adjoining Yarra River Bunkhouse = 6 beds 10 patrol sites, Swimming, Rafting.

Bookings: Ray and Rowena campsite.cresco@vicscouts.asn.au

Dallas Brooks Scout Park

Melways 210 F10. Harpfield Road, Upper Beaconsfield, 50ha bushland. 50 patrol sites, Chapel, 2 huts, Creek and plenty of bush, open fires permitted in season, 8km of mountain bike tracks. Can hike from Beaconsfield station. No power on site, but ready to attach your generator. Great for Patrol camps and Survival activities.

Trevor Howlett, trevor.howlett@vicscouts.asn.au.

Eumeralla Scout Camp

1415 Great Ocean Road, Anglesea.

2km from Anglesea, 36km from Geelong

Troop Hall (S/C kitchen) 4 huts x 12 = 48; Environment Centre (S/C kitchen) 6 huts x 6 + 2 = 38;

The Lodge (S/C kitchen) 14 beds; Headquarters (S/C kitchen) 10 beds, Challenge Valley, Chapel, Nature Trail, BBQ, Orienteering.

Camp Warden, info@eumeralla.com.au. P.O. Box 46, Anglesea

Gilwell Park



Major Leader Training, Conference and youth activity camp available both for Scout and non Scout use. An ATAP accredited campsite and a member of the Australian Camps Association. Over 160 hectares in area and with over 50 buildings, Gilwell has bunkhouse accommodation for groups of all sizes up to over 200, and campsites suitable for any sized group, with total camping capacity up to 4000. Full catering and self-catering available.

Accommodation: Spring Lodge (S/C kitchen) = bunks 36; Switzer Lodge = bunks 39; Russell Troop Hall (S/C kitchen) = 10 beds; EMD Centre (S/C kitchen) = bunks 36; Hoadley Huts = bunks 32. Patrol activity camping is on offer throughout the Year. Climbing and Abseiling Tower, High Ropes Courses, Archery, Gauntlet, Initiative Course, Trampolines, Radio, Chapels, Nature Trail, Environmental Education Centre, N. Johnson Campfire and amphitheatre. Gilwell Park adjoins Kurth Kiln S Park for bushwalking and environment activities.

Manager: Russell Bradd. 2555 Launching Place Road, Gembrook. P.O. Box 166, Gembrook 3783. Bookings: gilwellpark@vicscouts.asn.au, 5968 1284, www.vicscouts.com.au/gilwellpark.

GWS Anderson Scout Park

Vic Scout Mt Bike Centre

6.5 km International Standard Mountain Bike trail 70 acres Natural Bushland setting, 2.5km from Officer Station. Small Chalet sleeps 10 (power, light, cooking facilities and dining area). 2 X Igloos each sleep 10. Flora and Fauna Reserve. Mains water throughout park. Large lake for canoes and safe for swimming and water activities. Hire: Canoes, Mt Bikes, BBQ, Catering by arrangement. 60 tent sites, Nature Trail, Toilet and Shower facilities, Chapel, Power to all buildings. Orienteering, Parade Ground, 3 storage huts.

Warden: Rob Armstrong. Dickie Road, Officer, campsite.gwsanderson@vicscouts.asn.au www.gwsandersonscoutpark.com.

Gunbower Island, Tree Tops

Spence's Bridge Rd, Off C265, 12km from Cohuna.

Red Gum forest on creek bank, Log Cabin (all sleeping gear required), Kitchen, Showers, Open fireplace, Native animals. Shirley Costello 5456 2071.

Harkaway Scout Camp

Combination of bushland and open areas. Pack Holiday Centre = 26 beds; Leaders Den = 4 beds Main Hall (S/C kitchen) with slow combustion wood heater, 16 patrol campsites, Dam, BBQ, Chapel, Wildlife, Mountain Bike trail, Camp fire circle.

138 Chadwick Road, Harkaway, Chris Smith - campsite.harkaway@vicscouts.asn.au

Heany Park Scout Camp

Combination of bushland and open areas, Campsites only, Scout Group Hall is also available 12 patrol sites, Communal kitchen, Toilet facilities, Open area for day activities.

Golding Avenue, Rowville. Gavin Thomas - glheanyparkscouts@gmail.com

Koolamurt Park Scout Camp

Bunkhouses = 56 beds. Training Centre, Dining Room/Kitchen, Bushwalking, Low Ropes Course

Iain Wilson, Colleen Hurley, 44 Mandurang Road, Spring Gully 3550. koolamurt@hotmail.com

Lake Eppalock Scout Camp

5ha of bushland with Lake frontage, Camping only. 100 patrol sites, Toilet and Shower Block, BBQ, Lake Eppalock.

Deborah and Mark Stidwell - eppalockscoutcamp@gmail.com

Lake Fyans Scout Camp

Kelleys Beach Road, South shore of Lake Fyans, Pomonal Victoria, Vic Road 56 B4.

10ha of bushland at edge of Lake, Lodge: 4 x 8 beds + 2 x 4 beds = 40 beds, 100 patrol sites, Kitchen, Water Activities.

Contact Chris Ward - wardchris@bigpond.com

Mafeking Rover Park

33km north of Yea in the Strathbogie Ranges. Archery, Abseiling, Golf, BMX riding, Swimming, Commando course, Playground (for Joey-Scout ages), Chapel, open areas for wide games, nature trail for exploring, low impact camping area for campcraft skills. Accommodation: 4 x 8 bed Cabins, 5 large camping bays. Large hall suited for 200 people with projector, high grade kitchen, speakers and fireplace. Picnic shelter with fireplace and BBQ facilities available. Some activities are seasonal, check with the bookings officer for availability. Newly erected shelter at Lake Surfmoort ideal for water activities such as canoeing and swimming with BBQ, flagpole and fireplace. Strictly no domestic pets, firearms or glass on site.

Bookings: 9111 0030, www.mafekingroverpark.com bookings@mafekingroverpark.com

Mallangeeba

McGregors Road, Wannon, 20km from Hamilton. Semi bushland, Land for Wildlife, 13 double bunks, 1 single bed in ATCO hut, Hall floor x 40, 20 patrol sites. Indoor Abseil Wall.
Margaret or Peter Lyon - mallangeebascoutcamp@gmail.com

Mataranka Campsite

Hard Hills Track, Goldsborough, 6km from Dunolly.
Bushland setting with creek, 3 x 2 beds = 6. Gold Panning, Chapel.
Booking Officer: Ian Lock - ilock@tpg.com.au

Moira Park

Kialla West, 10km from Shepparton
10ha Red Gum light forest on the Goulburn River
Chapel, Outdoor BBQ and 20 Patrol Sites, Indoor Kitchen to suit numbers with Rec. Hall space: 1 x 32 and 1 x 21 beds = 53 beds
Karen Clampit, Mark Sargent - moira.park.scoutcamp@gmail.com

Noonameena Scout Camp

Located just 10 kms from Kyneton in the Macedon Ranges.
Bush camping ideally suited to Scout section with 20 acres of camping with 5 communal toilets. Outdoor dining shelter with tables and chairs for 30 people with power/lighting, hot water service and fridge. Campfire circle and bushwalking/hiking. Hall has bunk beds for 10 people (ideal for Leaders), pot belly stove, TV, 2 showers, 3 toilets and small kitchen with fridge.
69 Shepherds Hill Road, Lauriston, 3444. Bookings: campsite.noonameena@vicscouts.asn.au

Patanga Park - Barongarook

Patanga Park Scout Camp, 14km from Colac. Bush setting in State Forest, Beechy Rail Trail closeby.
20 patrol sites. Bushwalking/Hiking, Campfire circle, Shelter/storm hut, Eating hall and basic kitchen facilities, Leader accommodation, Toilet and Shower Block, Chapel.
Bookings - Karuni@bigpond.com

Pax Hill Scout Camp

An ATAP accredited campsite and a member of the Australian Camps Association
5km Ballarat City, 18ha of bushland, State Forest adjacent. 2.4 km. to Sovereign Hill Tourist Park. Eureka Centre, Gold Museum, Blood on the Southern Cross and Wildlife Park.
Lodge complex - 70 beds, disabled Toilet and Shower, bunk room wheelchair access, dining / activity room, full catering
Pack Holiday Complex - 44 beds dining room and activity rooms, self-catering.
Total 114 beds 2 to 12 per room. Camping capacity up to 1000
Heritage Centre, Two training Halls, Disable Toilet and Shower, 50 patrol sites, Abseiling, Bouldering Wall, Archery, Astronomy, Confidence & Commando Courses, Billy Carts, Bush Golf, Orienteering, Mine, Volley Ball, Basket Ball, Photo and Nature Trails, Chapel, Campfire circle.
Resident Manager Greg Wiener, 450 Spencer Street, Ballarat
0409 381 895 5331 4956 info@paxhill.com.au, www.paxhillactivitycentre.com.au

Rowallan Recreation and Adventure Camp

An ATAP accredited campsite and a member of the Australian Camps Association
6 Kent Road, Riddells Creek - 74 ha of natural bushland adjacent to the historic Macedon Ranges and Mt. Charlie flora reserve. 72 bed dormitory accommodation, Pack Holiday centre, 100+ patrol camping sites. 2 Distinct areas – HQ Camp & Forest Camp.
HQ Camp: (Pack Holiday Centre) Dining Room with TV socket (BYO TV); Kitchen, fridge, freezer, 10 burner gas stove with 2 ovens, equipped for 80, (self catering or local business can cater); 64 bunk beds in 2 Dormitories; Dining room has 3 rooms with bunk beds for 8 people (ideal for Leaders); First Aid room; Recreation Hall with open fire place, tables, chairs; Toilet/Shower block; Wheelchair access to all buildings; Disabled Toilet; Gas BBQ; Adventure Playground; Low Ropes

course; Basket Ball; Soccer; Volley Ball; Table Tennis Table, Net; BYO balls, bats for above activities; Tug-o-war Ropes; Campfire circle; Zip Line.

Forest Camp: Toilet/Shower block with lighting; Initiative Course; Chapel; Nature Trail; Orienteering; Amphitheatre with Campfire; 1/2 drums for fires; Storm Shelter 'Warnock Lodge' with gas stove and water.

-> Forest Camp activities are available to HQ Camp users. Wood is provided for Campfire Circles and open Fireplaces.

Booking Officer - www.rowallan.org.au. camp@rowallan.org.au

Treetops Camp and Activity Centre

140 Royal Parade Riddells Creek 3431. Pack Holiday Centre, commercial Kitchen and 48 beds

30ha of bushland and open grassland, 6 self-contained cabins sleep up to 7 each (3 x B/Rooms, 2 x bathrooms, kitchenette and lounge room), 1 with w/chair access; 8 Powered caravan sites, camp sites for 800+; Multi-Purpose room, kitchen & conference facility for 30. Non-Denominational Chapel, 30'x 60' shelter for wet weather activities, Picnic ground with gas bbq, Hot showers for campers throughout the site, limited Wi-Fi available on request, Environmental trail, Low ropes course, Flying Fox, Commando course, Compass courses, Compass game, 2 x Campfire Circles, Initiative course, Bush golf, Basketball Ring, Archery range, Giant hooky board, Cub Jungle, Volleyball and canoes.

Bookings - 9018 5322, P.O. Box 613 Gisborne, 3437. treetops@vicscouts.asn.au, website www.treetopscoutcamp.com.au.

CHALET AND HALL ACCOMMODATION FOR HIRE

Alexandra Scout Group Hall

Scout Hall in town.

Hall Accommodation, Toilets and Kitchen. Nearby: Lake Mountain, Lake Eildon, Fraser Nat. Park, Mt Buller, Goulburn River.

cinerarij@gmail.com Jude Cinerari, 2 Centre Avenue Eildon Vic 3714, 0407 207 014

Alpine Scout Centre

Kiewa Valley Hwy, Tawonga 3697

Hall, Mattress sleeping for 20, Showers, Toilets and Kitchen (20¢ coin for power/cooking). For Venturer Scouts and Rovers.

Nearby: Falls Creek, Alpine National Park, Bright, Wine Region.

Ken Jackson P.O. Box 57, Tawonga. Contact: kja77701@bigpond.net.au

Baden Powell Park Scout Group - Beach Hall

Canadian Bay Beach, Williams Road, Mt Eliza 3930

Large main hall situated on the beach with a mezzanine level featuring magnificent views of the bay. Full stainless steel kitchen and bathroom facilities (including showers). The hall is accessible for wheelchair users including the toilet/shower facilities. Available for hire on weekends or throughout the week. A meeting room for use by professionals is also located on the first floor with seating for fifteen. A projector and screen are available for use as well as a whiteboard and coffee machine.

To check availability please go to www.bpp.org.au and click on the Calendars tab. For further information email bookings@bpp.org.au

On Elwood Foreshore, Bike path to City. Bunkrooms: 1 x 8 beds + 1 x 10 beds + 1 x 2 beds + folding beds = 24 total.

Full kitchen, Beach Activities, Bike Path.

c/o Reception, VSC, 8543 9800, membershipsupport@vicscouts.asn.au

Bogong Rover Chalet

Omeo Hwy, past Falls creek, 11km from Falls Creek. Chalet sleeps 35 people, Wardens Flat available for small groups, Kitchen, Washing machine, Drying room. Winter: Cross Country Ski, Private Tow, Backcountry Snowboarding.

Summer: Mountain Bike Riding, great base for Hiking, Mountain Bike riding, Fishing and general exploring of the region.

"0407 CHALET" 0407 242 538, bogongroverchalet.org.au campsite.bogongchalet@vicscouts.asn.au

Carlton Scout Group – Hall

Hall large enough to sleep 60 people on mattresses or stretchers (not supplied). Full kitchen, male & female toilets, disabled toilet & shower. BBQ available. Easy access to Melbourne public transit (trams 50m away).

12 Shakespeare Street, North Carlton VIC 3054 scouts.carlton@gmail.com

Mansfield Scout Group – Hall

Mt Battery Road (show grounds), Mansfield Vic 3722

Large Main Hall, 1 small meeting room, Full kitchen, Male toilets and showers (2), Female toilets and showers (2), Disabled toilet and shower (1), reverse cycle air-conditioning and wood fire, hall large enough to sleep up to 50 persons in swags or on stretchers (not supplied). Mansfield is renowned for Bushwalking, Hiking, Bike riding, Water sports, Snow play/Skiing/Boarding (in season) and Horse riding. It is also close to Lake Eildon. Available for use on weekends or throughout the week.

Booking Officer: Colin Nash - mansfieldscouts@gmail.com.

Mt Erica – Captain Hurley Rover Hut

20km from Erica.

Hut, 20 bunk style beds, Pot Belly Stove. Gas Cooking. Solar lighting

Environment activities. Nearby: Mushroom Rocks, Mt Erica Summit, Alpine Walking Trail.

Contact Teneille Zebergs - chrc.morwell@gmail.com

Myrtleford “Friendship House”

In town of Myrtleford, on the banks of Myrtle Creek. Floor accommodation in 2 large halls.

Ian Dean - gl.1stmyrtleford@vicscouts.asn.au

1st Queenscliff Scout Hall

Hall accommodation for up to 60 people includes hall, kitchen, shower (1), toilets (M&F), disabled toilet (1), separate meeting room, media\AV facilities, heating, reverse cycle air con. Hall is situated in town with 5 minute walk to beach or shops, and 10 minute walk to harbour and ferry.

Contact is Ross (GL) - 1st.queenscliff.gl@gmail.com

W.F. Waters Rover Ski Lodge

Baw Baw Alpine Village, Mt Baw Baw.

Lodge accommodation in Village. 4 x 4 + 1 x 3 + 1 x 5 + 2 x 6 = 36 beds

Booking Officer – Caroline Mann 0438 229 229 (no on-site phone). campsite.bawbawbookings@vicscouts.asn.au

● ABSEILING	52	● BRANCH ACTIVITY TRAINING CENTRE	52
● ACT OF PARLIAMENT	18	● BRANCH (STATE) COMMISSIONERS	7
● ACTIVITIES POLICY	49	● BRANCH EXECUTIVE COMMITTEE (BEC)	8
● ACTIVITY SKILLS RECOGNITION	51	● BRANCH YOUTH VENTURER COUNCIL	19
● ADULT AND YOUTH MEMBERSHIP	24	● BRUCKNELL PARK SCOUT CAMP	78
● ADULT EVENTS CALENDAR	5	● BUSHWALKING	55
● ADULT FORMS	21	● BUSHWALKING TRAINING	55
● ADULT RECOGNITION AWARDS	38	● CALENDARS AND CONTACTS	5
● ADVENTUROUS ACTIVITIES	49	● CAMP NIALL	78
● ADVENTUROUS ACTIVITIES - EXTERNAL EXPERTS	52	● CAMP OUT BADGE	25
● ADVENTUROUS ACTIVITIES AND TEAMS	52	● CAMP WARRINGAL	78
● ADVENTUROUS ACTIVITIES TRAINING	51	● CAMPING	76
● AGE RANGES	17	● CANOE AND KAYAK ACTIVITY	56
● AGE RANGES "SHORT FORM"	17	● CARINGAL SCOUT CAMP	78
● AIR ACTIVITIES	54	● CARLTON SCOUT GROUP – HALL	83
● AIR ACTIVITY DAYS	54	● CASTLEMAINE (2ND) SCOUT CAMP	78
● ALEXANDRA SCOUT GROUP HALL	82	● CAVING	59
● ALPINE SCOUT CENTRE	82	● CERTIFICATE II	64
● ANNUAL CENSUS	17	● CERTIFICATES OF ADULT LEADERSHIP IN ROVERS	34
● ANZA	72	● CHALET AND HALL ACCOMMODATION FOR HIRE	82
● ANZAC	72	● CHALLENGE ROPES	60
● AREAS OF PERSONAL GROWTH	18	● CHIEF COMMISSIONER	1
● AUSTRALIAN BADGE CLUB	72	● CHIEF COMMISSIONERS AWARD	39
● AUSTRALIAN QUEEN'S SCOUT ASSOCIATION	31	● CHIEF SCOUT OF VICTORIA	8
● AUSTRALIAN SCOUT FELLOWSHIP	73	● CHILD SAFE	28
● AUSTRALIAN SCOUT MAGAZINE	35	● CLIFFORD PARK	78
● AUSTRALIAN SCOUT MEDALLION	29	● CLIVE DISHER PARK	79
● BADEN POWELL LODGE	73	● COMPLAINTS AND DISPUTES	27
● BADEN POWELL SCOUT AWARD	35	● CONNAN PARK SCOUT CAMP	79
● BADEN POWELL SCOUT GUILD	72	● COOINDA BURRONG SCOUT CAMP	79
● BADGE CLUBS	72	● CORRESPONDENCE BETWEEN COUNTRIES	42
● BADGES FOR JOEY SCOUTS	22	● COUNCILS PACK A PUNCH	26
● BANK ACCOUNTS	18	● COURSE FEE	43
● BARONGAROOK	81	● CRATE STACKING	60
● BARRYS REEF SCOUT CAMP	77	● CRESCO PARK	79
● BAY WAC	82	● CUB SCOUT SECTION	23
● BAY-PARK	77	● CUB SCOUT WEBSITE	26
● BAYS	12	● DALLAS BROOKS SCOUT PARK	79
● BELL PARK SCOUT CAMP	77	● DEPUTY CHIEF COMMISSIONER	3
● BENDIGO BANK	18	● DIVERSITY AND INCLUSION	37
● BIRMINGHAM PARK	78	● DPC	24
● BIG GREEN FOLDER	28	● DRUGS AND ALCOHOL	27
● BOAT INSPECTIONS	57	● DUTY OF CARE	26
● BOGONG ROVER CHALET	82	● ELIGIBILITY TO UNDERTAKE TRAINING COURSES	41

● EMERGENCY RESPONSE	28	● HERITAGE CENTRES	74
● EML FUND	17	● HUMAN RESOURCES TEAM	20
● ENVIRONMENT	38	● ID EPAULETTES	44
● EPAULETTES	44	● IMMEDIATE PAST CHIEF COMMISSIONER	10
● EPPALOCK	80	● INCIDENT	29
● ETHNIC SCOUTS GUIDES ASSOCIATION	73	● INCIDENT AUDIT PROCEDURE	29
● EUMERALLA SCOUT CAMP	79	● INSURANCE	31
● EVENTS - POLICE LIAISON	38	● INTERNATIONAL	40
● EXCHANGE VISITS	34	● INTERNATIONAL EVENTS – CALENDAR	40
● FELLOWSHIP	18	● INTERSTATE AND INTERNATIONAL EXCHANGE	17
● FELLOWSHIP	73	● INTERSTATE TRAVEL	33
● FINANCIAL ASSISTANCE	17	● JOEY SCOUT SLEEP-OVER POLICY	22
● FINANCIAL RECORDS	18	● JOEY SCOUTS	21
● FINANCIAL SUPPORT	16	● JOSEPH HARRIS PARK	77
● FIRST AID	50	● KOOLAMURT PARK SCOUT CAMP	80
● FIRST AID SERVICES	51	● LAKE EPPALOCK SCOUT CAMP	80
● FLAT WATER RAFTING	58	● LAKE FYANS SCOUT CAMP	80
● FLYING FOXES	60	● LEADERS RETURNING AFTER A BREAK IN SERVICE	42
● FOUNDATIONS	18	● LERDERDERG	13
● FOUR WHEEL DRIVING	61	● LODDON MALLEE	13
● FRIENDS	18	● LORD BADEN POWELL SOCIETY OF AUSTRALIA	43
● FRIENDS OF SCOUTING	19	● MAFEKING ROVER PARK	80
● FUNDING ASSISTANCE - INTERNATIONAL EVENTS	43	● MAJOR VICTORIAN AND NATIONAL EVENTS	5
● FUNDRAISING	19	● MALLANGEEBA	81
● GAP YEAR PROJECT	42	● MARKETING & COMMUNICATIONS	33
● GAS CYLINDERS – SAFE STORAGE	39	● MATARANKA CAMPSITE	81
● GEELONG	12	● MAWSON LEADERSHIP COURSE	31
● GEELONG SCOUT HERITAGE CENTRE	74	● MAWSON SCHOLARS’ NETWORK	20
● GEOCACHING	56	● MEDALLION	29
● GILWELL PARK	79	● MEDICAL SCOUTERS	38
● GILWELL PARK – HERITAGE	74	● MELBOURNE	13
● GILWELL REUNION	74	● MERCHANDISING	38
● GIPPSLAND	12	● MESSENGERS OF PEACE	18
● GLIDING	55	● MINIMAL IMPACT CAMPING AND HIKING	39
● GREY WOLF AWARD	26	● MIXED CAMPING IN THE SCOUT SECTION	28
● GUIDE & SCOUT WATER ACTIVITIES CENTRE	67	● MOBILE ABSEILING TOWER	53
● GUNBOWER ISLAND	80	● MOIRA PARK	81
● GWS ANDERSON SCOUT PARK	80	● MOUNT DANDENONG	14
● HARKAWAY SCOUT CAMP	80	● MT ERICA – CAPTAIN HURLEY ROVER HUT	83
● HAZARDOUS OR PROHIBIT /RESTRICTED AREAS	55	● MYRTLEFORD “FRIENDSHIP HOUSE”	83
● HEALTH	37	● NAME TAPES	45
● HEALTH RECORDS	28	● NATIONAL COUNCIL MEETINGS	5
● HEANY PARK SCOUT CAMP	80	● NATIONAL DIRECTORY	9
● HELMETS	57	● NATIONAL YOUTH COUNCIL	19

● NEAR FUND	18	● REGISTRATION OF A CREW OR UNIT	44
● NEIGHBOURHOOD	25	● REPORTABLE MISCONDUCT	30
● NEW GROUP GRANT	17	● REPORTING AN INCIDENT	30
● NIALL	78	● RESOURCES	37
● NILLUMBIK WHITLESEA	15	● RISK & SAFETY ADVICE & DECISIONS	39
● NORTHERN	14	● RISK & SAFETY E-LEARNING MODULES	39
● OCCUPATIONAL HEALTH AND SAFETY	28	● RISK AND SAFETY	39
● OH&S	28	● ROCK CLIMBING	64
● PACK COUNCILS	26	● ROGAINING	56
● PACK HOLIDAY CENTRES	25	● ROVER EVENTS	35
● PARLIAMENTARY SITTING DATES	7	● ROVER SCOUT COUNCIL	32
● PAX HILL HERITAGE CENTRE	75	● ROVER SCOUT SECTION	32
● PAX HILL SCOUT CAMP	81	● ROVER SECTION COUNCILS	35
● PEN PALS	42	● ROVER TRAINING	36
● PERSONAL LEADER ADVISER	42	● ROWALLAN RECREATION AND ADVENTURE	81
● PERSONAL LOCATION BEACONS	56	● S.T.A.G.E.	38
● PILOT TRAINING	54	● SAFETY VISION	40
● PLACEMENT OF BADGES ON SHIRTS	45	● SAILING & POWER BOATING ACTIVITIES	66
● PLENTY VALLEY	15	● SAILING AND POWER BOATING	65
● POLICE SCOUTERS VICTORIA	38	● SES	66
● POLICIES	37	● SAILING TRY AND OR FUN DAYS	66
● POST WOOD BADGE TRAINING	49	● SCARF UP FOR SCOUTING	20
● POWER BOATING	65	● SCHOLARSHIPS FROM THE NATIONAL SCOUTS	43
● POWER BOATING COURSES	66	● SCHOOL TERMS AND PUBLIC HOLIDAYS	7
● PRIOR TRAINING IN THE "YOUNGER" SECTION	28	● SCOUT AIR ACTIVITIES TARGET BADGE DAYS	54
● PROGRAM PLANNING TEMPLATES	18	● SCOUT BAND	75
● PROMISE CHALLENGE	22	● SCOUT BUSHWALKERS	56
● PROMOTIONAL MATERIAL, SIGNAGE, LOGOS	33	● SCOUT CAMPS, CHALETs & HALLS	76
● PROPELLER GUARDS	66	● SCOUT CAMPSITES	77
● PUBLICATIONS	35	● SCOUT HERITAGE VICTORIA	74
● QM	37	● SCOUT MAGAZINE	35
● QUALITY SCOUTING AWARD	39	● SCOUT SECTION	27
● QUALITY TEACHER PROGRAM	20	● SCOUT SECTION MANUAL	28
● QUARTERMASTER	37	● SCOUT WEBSITE	29
● QUEEN'S SCOUT AWARD	31	● SCOUTCRAFT	28
● RADIO AND ELECTRONICS	63	● SCOUTS AUSTRALIA - VICTORIA	8
● RAINBOW SIMPSON "NEWSLETTER AWARD	36	● SCOUTS AUSTRALIA INSTITUTE OF TRAINING	49
● REBATE OF \$10 – INCENTIVE	16	● SCOUTS AUSTRALIA NATIONAL PERSONNEL	10
● RECOGNITION AWARDS	38	● SCOUTS IN ACTION	18
● RECOGNITION OF PRIOR LEARNING	49	● SCOUTS MONSTER RAFFLE	19
● REGION AND DISTRICT DIRECTORIES	11	● SCOUTS MONTH AT RITCHIES	19
● REGION AND DISTRICT SUPPORT TEAMS	23	● SCUBA DIVING	68
● REGISTERING & TRANSFERRING MEMBERS	17	● SEA SCOUTS	67
● REGISTRATION FEES	16	● SECRETARY GENERAL	3

● SINGAPORE	72	● VICTORIAN COUNCILS / MEETINGS	6
● SISEP	42	● VICTORIAN ROVER CENTRE	33
● SKI TOURING	68	● VICTORIAN SCOUT CENTRE	7
● SNOW-SHOEING	56	● VICTORIAN SCOUT FOUNDATION	18
● SOCIAL GROUP FOR LGBTIQ SCOUTS	38	● W.F. WATERS SKI LODGE	83
● SOCIAL MEDIA	34	● WANDARRAH	22
● SPECIAL EVENT BADGES APPROVAL	41	● WARRINGAL	78
● SPECIAL NEEDS - SCOUTING WITH (DIS)ABILITIES	37	● WATER SKIING	71
● SPECIALISED ACTIVITIES	72	● WEARING AN AWARD IN THE NEXT SECTION	44
● SPIRITUAL DEVELOPMENT	37	● WEST COAST	15
● STATE CUB SCOUT COUNCIL	23	● WESTERN	15
● STATE LEADERSHIP TEAM	3	● WF WATERS ROVER SKI LODGE	83
● STATE QUARTERMASTER	37	● WOOD BADGE TRAINING PROGRAM	40
● STATE QUARTERMASTER AND EVENTS	37	● WOODBADGE	38
● STATE VENTURER COUNCIL	30	● WORKING WITH CHILDREN CHECKS	34
● STATE YOUTH COUNCIL	19	● YOUTH	17
● STRADBROKE	3	● YOUTH FORMS	22
● TABLE OF CONTENTS	2	● YOUTH PROGRAM	17
● TABLE OF CONTENTS	2	● YOUTH REPRESENTATIVES	20
● TALKING TO THE MEDIA	34		
● TAPES AND SCARVES – ROVERS	45		
● TAPES AND SCARVES, VENTURERS	44		
● TAWONGA	82		
● TC6 – TROOP COUNCIL 6	28		
● THEIR SERVICE OUR HERITAGE	44		
● TRAINING AND DEVELOPMENT	40		
● TRAINING COURSES	43		
● TRAINING LEADERS FROM OTHER AREAS	42		
● TRAINING OF ADULT LEADERS	40		
● TRAINING TEAM MEMBERSHIP	49		
● TRANSFERRING LEADERS	42		
● TREETOPS CAMP AND ACTIVITY CENTRE	82		
● TRY CUB SCOUTS BADGE	22		
● TRY VENTURING	30		
● TYRE TUBES, AIR MATTRESSES	58		
● UNIFORM	44		
● UNIFORM REQUIREMENTS AT EVENTS	44		
● UNIT NAMES, NAME TAPES AND SCARVES	45		
● UNIVERSITY SCOUT CLUBS	20		
● USE OF PHOTOGRAPH	35		
● VENTURER ACTIVITIES FOR 2017	31		
● VENTURER COURSES 2017	31		
● VENTURER SCOUTS	30		
● VICTORIAN BRANCH PERSONNEL	8		