

23rd WORLD SCOUT JAMBOREE SCOUT MONDIAL

Join in Jamboree

Programme Guide



INDEX

- 03 **What is “Join in Jamboree”**
- 04 **Overview of 23rd World Scout Jamboree (23WSJ)**
- 06 **History of Jamboree**
- 08 **Outline of Jamboree Programme**
 - 08 Global Development Village
 - 10 Culture
 - 11 Science / Faith and Beliefs
 - 12 Community / Nature
 - 13 Water / Hiroshima Peace Programme
- 16 **Basic Information of Asia Pacific**
- 18 **Basic Information of Japan**
- 22 **Let’s start the adventure!**



What is "Join in Jamboree"?

What is "Join in Jamboree"?

The 15th World Jamboree, which was due to be held in Iran in 1979, was cancelled because of a political issue. Join in Jamboree (JIJ) was distributed to the participants for use in their own countries. This marked the beginning of JIJ.

For subsequent World Scout Jamborees (WSJs), since the number of participating Scouts is limited, JIJ has been provided so that those unable to participate are able to experience the Jamboree programme.

Furthermore, as participants need to familiarize themselves with many aspects of the Jamboree before they visit the country where the WSJ is being held, JIJ is also a useful tool for participants preparing for the WSJ.

What you can get from this Programme Guide?

1. Basic information about the Jamboree
2. An experience of Jamboree Programme
3. Basic knowledge of Japan and its culture

How to use this Programme Guide

You can use this programme guide in any way you wish. The target of this JIJ guide is not only participants of 23rd World Scout Jamboree in 2015, but also all of Scouts and leaders all over the world. You can use this Programme Guide to bring the Jamboree Programme and experience to you troop meeting.

These activities can be used at any time at the patrol/unit meeting. You can adopt these activities for your own situation, depending on the size of the troop, the experience of the membership, the facilities in your meeting place and where you live.

It is also a good idea to have "Jamboree Day" in your unit, to enjoy the activities to learn the Jamboree Programme and Japanese culture.

Overview of 23rd World Scout Jamboree (23WSJ)



What is the World Scout Jamboree?

The World Scout Jamboree is the largest event organised by the World Organization of the Scout Movement (WOSM) every 4 years, gathering up to 40,000 people from all over the world. It is above all an educational event to promote peace and understanding. The World Scout Jamboree includes a wide variety of activities and also places great importance on the everyday life and interaction at the campsite.

About the 23rd World Scout Jamboree

23WSJ will be held in Kirara-hama, Yamaguchi, Japan in 2015, from 28 July to 8 August. The 12-day event will bring together thousands of young Scouts aged 14 to 17 years from over 162 countries and territories. The theme of the event is “和 [WA]: a Spirit of Unity”. The 23WSJ will offer a wide choice of attractive programmes. Through these programmes, Scouts will be able to experience the distinctive attributes of each participating country, and build a wide friendship network in the world. This experience will enable Scouts to develop physically, intellectually, emotionally, socially and spiritually in the spirit of World Scouting as they advance towards “Creating a Better World”.

Venue

The Jamboree Site is at Kirara-hama in Yamaguchi, western Japan. The 286 hectare site, extending about 1 km from east to west and 3 km from north to south, includes various facilities and extensive parkland.

Theme

The theme of the 23rd World Scout Jamboree (23WSJ) is "WA: a Spirit of Unity". The Kanji character "和 [wa]" indicates a wide variety of meanings such as unity, harmony, cooperation, friendship, and peace. Moreover, it encapsulates the essence of Japan, a country where tradition and the latest technology coexist in harmony. Inspired by this theme, it is our earnest desire that 23WSJ will contribute to peace and harmony among youth and create a better world. Key elements of the theme; "Japan", "Friendship" and "Peace" are designed to consider in all aspects of 23WSJ.



Concept Key Words

1. Energy:

The energy which Scouts from all over the world will bring to the Jamboree and the dynamism of the Scout Movement that strengthen its mission and ideals.

2. Innovation:

Having new experiences at the Jamboree, learning about different cultures and traditions, and fostering critical thinking skills will lead to personal growth.

3. Harmony:

Scouts who come from different cultural, religious, and familial backgrounds will come together to share their individual experiences while fostering unity with one another. This key word expresses peace and harmony in relation to the Scouts.

Scouting around the World

Scouting is an educational youth movement that is a grassroots youth movement engaging young people from all over the world.

The World Organization of the Scout Movement (WOSM) is an independent, worldwide, non-profit and non-partisan, largest youth movement in the world. Its purpose is to promote unity and the understanding of Scouting's purpose and principles.

WOSM today is a confederation of 162 National Scout Organizations (NSOs) in a network of over 40 million members in more than 1 million local community Scout Groups. Some 7 million are adult volunteers who support the local activities, resulting in a huge multiplier effect.

Scouting in Japan

Scouting is a popular activity for young people in Japan. Scout Association of Japan (SAJ) has over 130,000 members. SAJ is open to children and young people, boys and girls, from 6 years to 25 years. Scouting in Japan has, in the past, hosted several major World Scouting events including the 13th World Jamboree in 1971 in Asagiri.

History of Jamboree

The basic concept of the Jamboree was made by Lord Baden-Powell, the founder of Scouting, who wanted to hold one special event to bring together Scouts of all nationalities. The first Jamboree, held at London's Olympia in 1920, was the first truly international gathering of Scouts and brought together 8,000 Scouts from 34 countries.

Jamboree is now an international term used to describe a large gathering of Scouts. Since 1920, World Scout Jamborees have been held every four years since 1959, in principle, and hosted by National Scout Organisations all over the world.



1920/1st WJ
United Kingdom



1924/2nd WJ
Denmark



1929/3rd WJ
United Kingdom



1933/4th WJ
Hungary



1957/9th WJ
United Kingdom



1959/10th WJ
Philippines



1963/11th WJ
Greece



1967/12th WJ
United States



1987-88/16th WJ
Australia



1991/17th WJ
South Korea



1995/18th WJ
Netherlands



1998-9/19th WJ
Chile

	Venue	Participants	Counties and Territories		Venue	Participants	Counties and Territories
1st WJ	United Kingdom	8,000	34	12th WJ	United States	12,011	105
2nd WJ	Denmark	4,549	32	13th WJ	Japan	23,758	87
3rd WJ	United Kingdom	30,000	69	14th WJ	Norway	17,259	91
4th WJ	Hungary	25,792	33	15th WJ	Canada	14,752	106
5th WJ	Netherlands	28,750	54	16th WJ	Australia	14,434	84
6th WJ	France	24,152	71	17th WJ	South Korea	19,083	135
7th WJ	Austria	12,884	61	18th WJ	Netherlands	28,960	166
8th WJ	Canada	11,139	71	19th WJ	Chile	31,534	157
9th WJ	United Kingdom	31,426	82	20th WSJ	Thailand	24,000	147
10th WJ	Philippines	12,203	44	21st WSJ	United Kingdom	37,868	155
11th WJ	Greece	11,398	89	22nd WSJ	Sweden	40,061	146



1937/5th WJ
Netherlands




1947/6th WJ
France




1951/7th WJ
Austria



1955/8th WJ
Canada



1971/13th WJ
Japan



1975/14th WJ
Norway



1983/15th WJ
Canada



2002-3/20th WSJ
Thailand



2007/21st WSJ
United Kingdom



2011/22nd WSJ
Sweden



2015/23rd WSJ
Japan

Outline of Jamboree Programme



Outline of Jamboree Programme

The 23rd World Scout Jamboree will offer a wide choice of attractive programmes. Through these programmes, Scouts will be able to experience the distinctive attributes of each participating country and territory. And this experience will enable Scouts to develop physically, intellectually, emotionally, socially and spiritually in the spirit of the Scout Movement as they advance toward their ultimate goal of "Creating a Better World."

The Jamboree Programme, running from the Opening Ceremony on the evening of the 29th of July 2015 until the Closing Ceremony on the evening of the 7th of August, will consist of Module Activities and Sub Camp Life. It will be a great opportunity for Scouts to make friends with their counterparts from all over the world. The theme of "WA: a Spirit of Unity" and the three concepts, Energy, Innovation and Harmony, associated with the Jamboree programme reflect specific educational objectives.

Programme Overview

Module Programme

On-Site Programme

1. GDV
2. Culture
3. Science

Off-Site Programme

4. Community
5. Nature
6. Peace

7. Water

- Cultural Exchange Day
- Friendship Award
- Hiroshima Peace Memorial Ceremony
- Nagasaki Peace Programme

Free Time Activity

- World Scout Center
- Young Correspondents
- Faith and Beliefs

Sub Camp Life

- Sub Camp Event
- Volunteer activity

Ceremony

- Opening & Closing Arena Event

Global Development Village



Outline of GDV

Through GDV module activities, Scouts will learn about what they can do in their daily lives to help tackle various global issues. They will deepen their understanding of Peace, Environment and sustainability, Human Rights, Health and Poverty. They will also learn about what the United Nations and other organizations are doing around the world to deal with these issues.

As citizens of planet Earth, we know that we need to tackle several global issues. But do we have a good grasp of these global issues and why it occurred? We need to realize that for every issue there are several points of view.

Let's look at some of the environmental problems for example. Some of these problems are happening only in a single country, and it can be solved in a national level. However, you may realize that these the problems such as aerial pollution, marine pollution, and global warming cannot be solved by an effort of a single country. These global issues require cooperation amongst international society as laws, economic situation, and customs varies widely from countries to countries.

In the GDV, we will focus on a various global issue and encourage Scouts to learn more about them.

Activity for JIJ

Become more familiar with global issues, encourage Scouts to focus from a local perspective. For example, by considering the food they eat and the clothing they wear, perhaps referring to media such as newspapers and TV, create a list of ingredients of all the meals you had this week and research where they came from, how they were shipped, how they were grown, and what life is like for the producers of those foods. If you consider fish, you may be able to focus on global issues such as overfishing, the impact on the ecosystem, El Nino and La Nina, and oceanic pollution. Or take chocolate, then focus on the major ingredient: cocoa beans, may be related to global challenges such as exploitation of farmers, inequitable trade and tariffs, and child labour.

Nurture the ability to think globally by using this opportunity to learn about global challenges, think about possible solutions, find out how various organisations are working on the issues, and discuss what Scouts can do to help tackle the challenges.





GDV activity 1

A village of 100 people

Outline Provide the opportunity to learn about countries through the various indexes or perspective.

Aim By learning about the true nature of the country, inspire the interest for their country.

Procedure

- (1) Using the following sample texts, inspire interest of Scout about Japan. These figures represent Japanese society if we were to reduce the population of Japan to 100 people.

Sample Text

1. 49 people are men, 51 people are women
2. 13 people are children, 87 people are adult.
*32 people out of 87 is elderly people
3. 98 people are Japanese, and 2 people are foreigner
4. 10 people live in Tokyo, 4 live in Hokkaido, and 1 live in Okinawa.
5. 11 people are self-employed, 5 people are farmers, 6 people are not in employment.
6. 62 people have a computer, and 60 people have a car
7. All people are almost literate

- (2) Out of various figures, choose 3 to 5 topics in each group and research about statistics and ratio about your country.

Example topics

Population, population ratio of men and women, age structure, population ratio of each prefectures, industry, occupation, religion, capacity of energy production, car possession, the ratio of students who go to University, literacy rate, birth rate

- (3) Presentation by each group. Each presentations may use just one sheet of paper (e.g. A4 size for each), and make a slide for each index or ratio.
- (4) After the presentation, you may compare with Japan or other country.



GDV activity 2

Food Link

Outline Learn about global issues related to daily life

Aim Understand that daily life is related to global issues.

Procedure

This programme is designed to raise awareness of Scout on global issues that are related to the food we consume. Depending on the perspective, the issue will change. Discuss on current global issues and familiarize Scouts with the programme.

Procedure

- (1) Make a list of ingredients of a meal
- (2) Investigate where the ingredients are produced
- (3) Investigate the recent domestic and foreign production outputs and the main places where the ingredients are produced.
- (4) Think about the possible transportation routes of the ingredients.
- (5) Investigate the how the ingredients are produced
- (6) Imagine the life of the producers of the ingredients.
- (7) Reflect on your life.

Example of food relates to the global issue


Rice: Economic issues concerning imports and exports such as unfair trade, tariffs, exchange rates, ecological footprint, labour conditions of agricultural workers, wages, child labours, fair trade system

Fish: Overfishing, change in the composition of marine populations, climate change, El Nino, La Nina, marine pollution

Water: Safety of drinking water, dysentery, water shortage

Nutrition: Food hunger, health, nutritional balance

Others: Poverty, population growth, emergency foods




GDV activity 3

Vote for our future!

Outline Encourage Scouts to think about the future of our planet through participating in the global survey to define the next global agenda after the Millennium Development Goals.

“MY World” is a global survey for citizens led by the United Nations and partners. It aims to capture people’s voices, priorities and views, so that global leaders can be informed as they begin the process of defining the new development agenda for the world.

Millennium Development Goals (MDGs) are the international common target in the field of global development. Basic idea of the MDGs were built in September 2000, when world leaders came together at United Nations Headquarters to adopt the United Nations Millennium Declaration to reduce extreme poverty and setting out a series of time-bound targets with a deadline of 2015. 8 MDGs includes such as eradicate extreme poverty and hunger, achieve universal primary education. 14 years has passed since its formation, and it is time for us to think about the next target. Through this workshop, Scouts will find out what we need to do to achieve the MDGs and think about post-MDGs target by participating the “My World”, a global vote on the post MDGs agenda.

Step 1: Encourage Scouts to learn the 8 MDGs, and to find out their progress and how far we are to achieve the goals.

Step 2: Prepare cards which are written with 16 issues from the “My World” survey, and ask Scouts to choose 6 issues matters most from the two perspectives: “What are most important for you and your family?” and “What are most important for our planet”. Scouts can choose the same cards both perspectives.

- A. Better job opportunities
- B. Support for people who can’t work
- C. A good education
- D. Better healthcare

- E. Affordable and nutritious food
- F. Phone and internet access
- G. Better transport and roads
- H. Access to clean water and sanitation
- I. Reliable energy at home
- J. Action taken on climate change
- K. Protecting forests, rivers and oceans
- L. Equality between men and women
- M. Protection against crime and violence
- N. Political freedom
- O. An honest and responsive government
- P. Freedom from discrimination and persecution

Step 3: Explain the reasons for choosing the 6 cards for each perspective. If there is any difference in the issues chosen for each perspective, discuss with other patrol members what might have caused the difference in the issues chosen.

(even more)

Step 4: Vote from the “My World Survey for Scouts” Web site, what are the most important for you and your family.

URL: <http://vote.myworld2015.org/scouts/>



Culture



Outline

Our world is a kaleidoscope of rich cultures. Think about clothing, to take one example. In Japan, we wear kimono; but when we look around the world, we see the Korean chima jeogori, the Mongolian deel, the Fijian sulu, the Tahitian pareo, the Chilean poncho, the Scottish kilt, and the German lederhosen, to name but few of the national costumes that brighten up our planet. Each culture is distinct and unique. By experiencing and welcoming different cultures, we can cultivate an appreciation of others, learn from one another, and extend the hand of friendship. Scouts are encouraged to prepare presentations about their countries and cultures so that they can share their unique experience and traditions with fellow Scouts. This will be a great opportunity to learn more about one's own country and culture through the process of explaining and sharing with others. Through intercultural exchanges, Scouts will deepen mutual understanding and achieve Harmony transcending national and cultural differences.


Activity for JIJ

Use the Internet or libraries to research the cultures and traditions of other countries, and then make a presentation to the patrol or troop on traditional clothing, food, language, housing, government, currency, visual arts or dance. Begin by looking for Scouts and leaders who have attended a world event such as the World Scout Jamboree, and ask whether they can show you patches or items of uniform they acquired through exchanges with fellow Scouts. With patrol members, compare and contrast them with your own uniform to highlight the similarities and differences.

Next, practice saying "Hello" and "My name is ..." in the languages of the countries where the patches and items of uniform came from. Have your patrol try out some dances and songs of any of the countries and then put on a performance around the campfire.

While immersing yourselves in different cultures, you may find some aspects of the different culture attractive and easy to embrace. On the other hand, other aspects may seem alien, difficult to understand or perhaps make you feel uncomfortable. Everyone is likely to feel such emotions because we tend to make judgments based on our own experience and the societies in which we were raised. But don't see the world in terms of stereotypes. Instead, respect differences and enjoy cultural diversity.

Science



Outline



The Science module activities will stimulate Scouts' fascination with and understanding of science.

Scouts will enrich their knowledge of the technologies underpinning contemporary societies—computers, Internet, mobile phones, refrigerators, and so on. They will also learn about the innovative technologies or technological ecosystems that are enriching people's lives. Moreover, have the potential to help us achieve a balance between the environment and humankind on our planet. The experience of breakthrough technology will inspire Scouts to pursue innovation. In particular, 23WSJ will offer Scouts opportunities to learn about cutting-edge technologies in Japan, helping them appreciate the theme of "WA: a Spirit of Unity" from scientific and technological perspectives.

Activity for JIJ

Think about the technologies we use in our daily life. Focus on something useful and familiar such as computers, refrigerators, washing machines, microwave ovens, cars or trains. Research on the Internet or ask an expert some questions in order to find out what the products are made of and how they work. Think about the resource and environmental issues related to energy by learning about static electricity or building a small hydroelectric generator by connecting a motor to a water wheel.

Faith and Beliefs



Activity for JIJ

Find out about the practices and beliefs of different world religions such as Buddhism, Christianity, and Islam. You may notice that most religions are composed of various groups. For example, Mahayana, Theravada and Esoteric Buddhism; Sunni and Shia Islam; Catholic, Protestant and Orthodox Christianity. You may also find religions, such as Shinto in Japan or Hinduism in India, that are closely related to the way of life in particular societies. Make this an opportunity to learn more about your own faith and the faiths of other people around the world.



Community



Outline

Yamaguchi is famous for its cultural richness and its ever-changing natural beauty as the seasons unfold in the course of a year. Occupying the westernmost of Honshu, Japan’s main island, Yamaguchi is a mountainous prefecture bounded by the ocean on three sides. Yamaguchi’s distinctive culture reflects its prominence in trade and transportation as Japan emerged from seclusion to take its place in the modern era. As well as being shaped by cultural influences originating elsewhere in Japan, Yamaguchi has also been open to influences from other parts of the world. The Community module activities will give Scouts the opportunity to visit the cities and towns of Yamaguchi. At each destination, Scouts will experience the local culture, architecture, and clothing while interacting with local people. This will create opportunities for Scouts to deepen their understanding of Japan in relation to their own culture, in keeping with the theme of “WA: a Spirit of Unity”.

Activity for JIJ

Community groups are found in virtually all societies. For example, in the Philippines there are “barangays” and in Japan “chonaikai”. Such groups provide opportunities for active citizenship in the community. Find out what kinds of groups exist in your community. Based on interviews with family members and people in the community, make a presentation on your village, town or city, explaining what makes it special and what you admire about it.

Nature



Outline

With a coastline extending 1,500 kilometres and mountains rising up in the interior of the prefecture, Yamaguchi has much to offer for lovers of nature. In this attractive natural setting, Scouts will go hiking, applying the skills they have acquired through Scouting activities. They will take up new challenges and pursue new goals. Scouts will also learn about the importance of biodiversity, the need to respect nature, and the power of teamwork undertaken in a spirit of international friendship. These values will be inculcated through the experience of daily life at the Jamboree. The strong bonds among Scouts will generate Energy that will enable “WA: a Spirit of Unity” to flourish. In addition, Scouts will experience rock climbing at facilities located near the Jamboree site.

Activity for JIJ



Through camping and hiking, Scouts connect with the natural world. We learn to appreciate the beauty of nature, to respect and to protect nature. Look for traces of animals such as their footprints; go hiking to look for a particular plant; or take an early-morning walk in a park, sit on a bench, close your eyes, and listen to the sounds of the branches, the breeze and the birds. Share your experience with your patrol by discussing it or writing a poem.

Water



Outline

More than 50 countries are landlocked. Japan, on the other hand, is surrounded by the ocean. 23WSJ will make good use of this maritime setting to offer various water activities, such as swimming, yachting and fishing, that are sure to inspire Scouts' Energy. Activities will be challenging and fun, designed to foster teamwork and expertise in, on and out of the water. Moreover, as patrols will also have a chance to relax at the beach, Scouts will be able to cultivate friendships and emotional ties, leading to practical realization of the Jamboree theme—"WA: a Spirit of Unity".

Activity for JIJ

Evaluate your ability to swim and also that of the members of your patrol. The knowledge gained will contribute to team building and help Scouts react deal calmly and effectively in the event of any emergency in water activities. Try canoeing or fishing with the help of instructors and leaders experienced in water safety.

Peace



Outline of Hiroshima Peace Programme

Scouts will visit Hiroshima to deepen their awareness of the sanctity of life and the importance of empathizing with others. They will learn about the dreadful consequences of war. Scouts will be encouraged to pursue peace in the world, consider practical initiatives to further the cause of peace and share their feelings with others. They will become Messengers of Peace. The harmony created by Messengers of Peace is at the heart of "WA: a Spirit of Unity". Representative Scouts will participate in the Hiroshima Peace Memorial Ceremony, which will be held on the 6th August 2015.

Outline of Nagasaki Peace Programme

Representative Scouts will participate in this special programme. Nagasaki Peace Programme will comprise visiting the Peace Memorial Park, and participating in Nagasaki Peace Forum with local students.

Messengers of Peace (MOP)

Cranes for Peace is one of the key words for the Messengers of Peace at 23WSJ. Inspired by the story of Sadako Sasaki, Scouts will reflect on the past to explore their future vision of world peace. MoP tent will be at the Jamboree Site to encourage Scouts to work towards peace.

Activity for JIJ

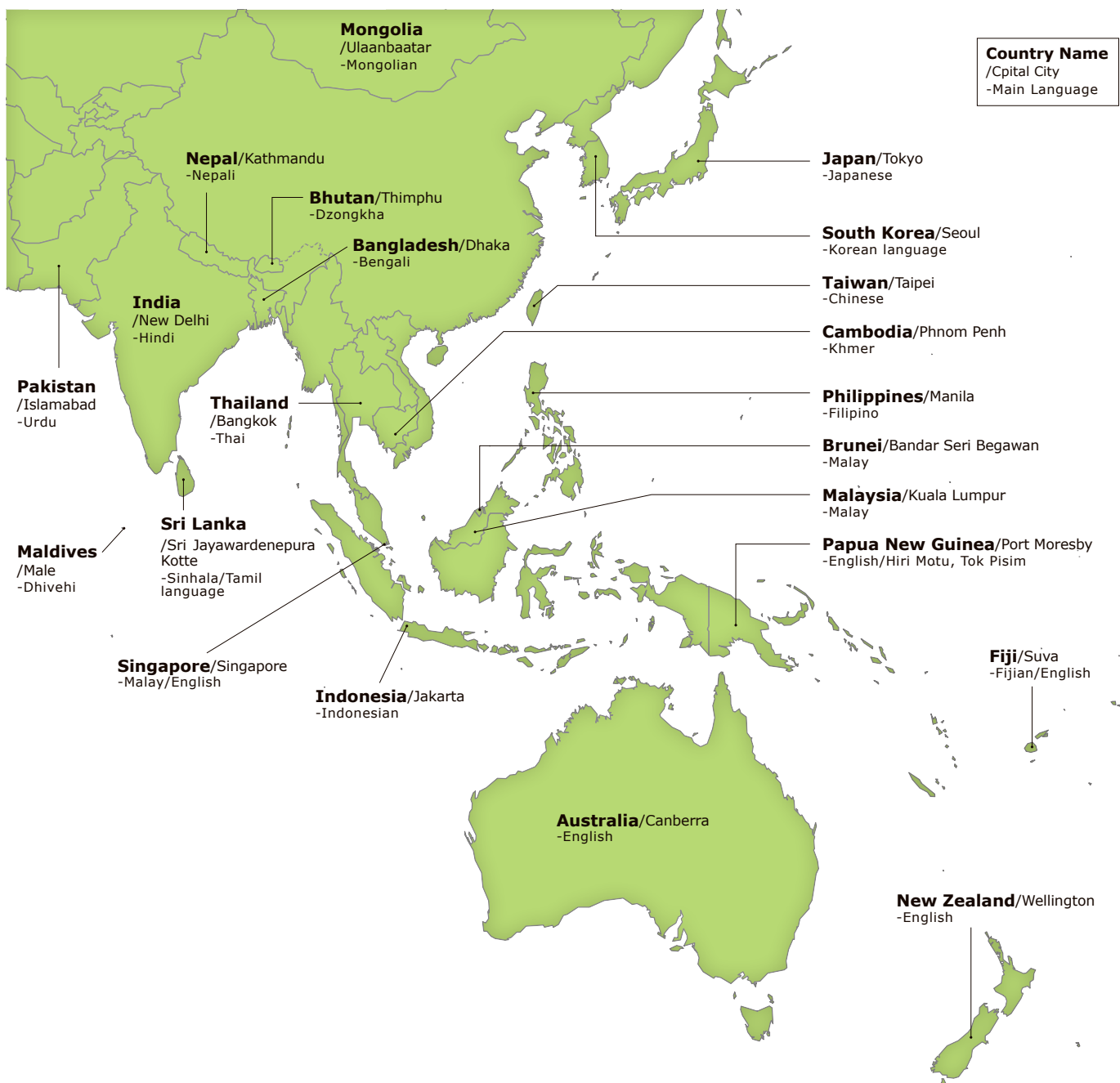
Think about what is necessary for peace to prevail, and make a group presentation on how your community or country is contributing to peace and what more could be done. If possible, interview people who have experienced war or conflict, and learn about what happened to them, for example their lifestyle and meal during the circumstance.

Make some paper cranes to pray for peace with your Scouting friends at a patrol meeting or at some activities in your local community. Instructions on making paper cranes can be found on page 20 of this Programme Guide. Together with the Messenger of Peace initiative, let's work towards peace in your community.

Basic Information of Asia Pacific

Geography, Capital City, Population, National Flag, Language

Japan is in northeast Asia, and the Scout Association of Japan belongs to the Asia Pacific Region of WOSM. Each region contains diverse cultures. This is a chance to learn about Asian countries—their languages, capitals, the population of Scouts, etc. For instance, school-based Scouting is popular in several APR countries such as Indonesia, Korea and Thailand. On the other hand, Scouting in Japan is community-based. The diversity of Asian countries may surprise you.



APR activity 1

Meanings of flag

Each national flag has meanings in all parts of flag such as color, design and its shape. Researching the meanings of the flags is good opportunity for Scouts to experience the diversity of culture in Asia.

Hint: Crescent, Stars, Lion, colors



APR activity 2

Scout emblem Card Game

Each National Scout Organisation has a unique emblem. You notice the emblem is derived from the fleur-de-lis, a plant seed, or could be something else. Compare and contrast Scout emblems from

around the world and get a taste of Scouting's global reach.

Material: Scout Karuta

*Karuta cards are available for download from the Jamboree website.



Step 1: Spread out the cards with the Scout emblems facing upwards. Everyone sits down around the cards.

Step 2: A leader reads out the name of a country or territory, and Scouts race to pick up the corresponding card.

Step 3: Compete based on the number of cards acquired, the number of cards with the same language for greeting, or the Scout populations of the National Scout Organizations.

APR activity 3

Become an Ambassador!

Students studying abroad often say, "I wish I knew more about my own country."

You probably do know a lot about your own country, simply because that is where you live and grew up. But when it comes to explaining your country to others, you may find it difficult.

Since every participant at 23WSJ will represent their country, each will be an ambassador of their country during the Jamboree.

The Join in Jamboree Programme would like to suggest the minimum you need to be able to do or know in order to serve as an ambassador. Taking the opportunity of the Jamboree, we recommend

that every Scout should master the items listed below.

To qualify as an ambassador

- Cook 2 traditional dishes
- Sing and introduce 2 traditional songs
- Explain the national holidays
- Know the population, the land area, and the capital city
- Explain the system of government
- Explain the Scout population and Scout section of your association
- Explain the meaning of the national Scout Emblem.

Basic Information of Japan

**Geography, Capital City, Population, National Flag, Time
Currency, Politics, Imperial Family, Religion, Family name, Language**

Geography

Japan is located in the north eastern Asia, and Neighbouring with the Republic of Korea, and Taiwan. The land area of Japan is about 378,000 square kilometres, it is nearly equivalent to Germany (357,000 square metres) and slightly smaller than California, USA. Japan has four major islands: Hokkaido, Honshu, Shikoku, and Kyushu and surrounded by more than 6,000 smaller islands.

Population

The population of Japan is over 127 million.

Capital City

Tokyo

National Flag



The Japanese national flag is called Nisshoki or Hinomaru. The white represents honesty and purity, and the red circle is a symbol of the sun, meaning brightness, sincerity and warmth.

Currency

The Japanese currency is Yen.

Coins: 1, 5, 10, 50, 100 and 500 Yen

Notes: 1,000; 2,000; 5,000 and 10,000 Yen.



10,000 yen



5,000 yen



2,000 yen



1,000 yen



500 yen



10 yen



100 yen



5 yen



50 yen



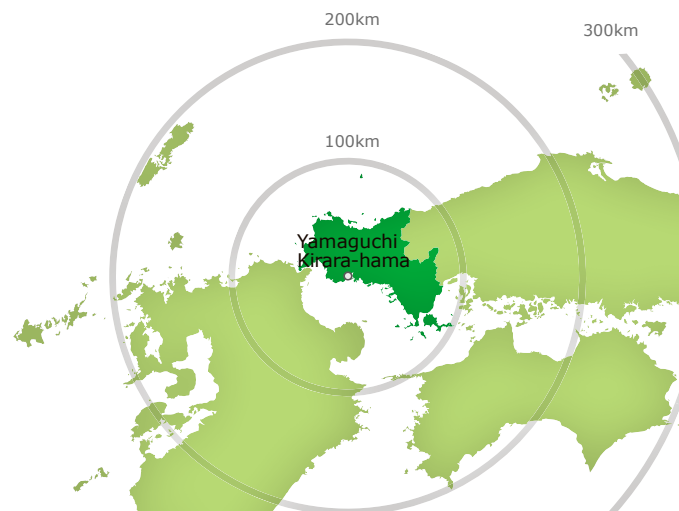
1 yen

Politics

The government of Japan is composed of three independent branches: legislative, administrative and judicial. The legislative branch adopts the parliamentary system.

The Imperial Family

Under the Japanese Constitution, the Emperor is the symbol of the state and of the unity of the people. His Imperial Highness does not possess political power. Emperor Akihito is in throne as the 125th Emperor of Japan since 1989.



Religion

Shinto and Buddhism are the two major religions in Japan. People typically follow the different religious rituals at ceremonies like births, weddings and funerals. They visit a shrine or temple on New Year and participate at local festivals, most of which have a religious background.

Family Name

Most Japanese family names consist of two kanji (Chinese characters). The meanings of many of the kanji used in family names are related to nature, geographical features or locations, for example, mountain, tree, rice field, island, village, bridge, etc. Some of the most common Japanese family names are Tanaka, Suzuki, Sato, Takahashi, Kobayashi and Ito.

In addition, "San" is popular honorific after the name (for example Tanaka-san). It can be used in most situations.



Time

All of Japan is in the same time zone, 9 hours ahead of UTC. Here are some examples of time difference.

City	Time
Sydney, Australia	+1h
Seoul, Rep. Korea	0h
Manila, Philippines	-1h
Bangkok, Thailand	-2h
Delhi, India	-3.5h
Abu Dhabi, UAE	-5h
Moscow, Russia	-6h
Nairobi, Kenya	-6h
Cape Town, South Africa	-7h
Geneva, Switzerland	-8h
London, UK	-9h
São Paulo, Brazil	-12h
Santiago, Chile	-13h
New York, USA	-14h

Language

In Japan, there is only one official language: Japanese. It uses a combination of three writing systems: kanji (Chinese Character), hiragana and katakana. Kanji were brought to Japan about 1,900 years ago. However, Kanji has about 50,000 characters; normally, people use only about 2,000 characters.

Here are some useful words including greetings in Japanese.

Numbers	1	2	3	4	5	6	7	8	9
In Japanese	一	二	三	四	五	六	七	八	九
Similar pronunciation in English	Itchy	Knee	Sun	She	Go	Rock	Nana	Hatch	Cue

English	Japanese
Good morning	Ohayou (おはよう)
Good afternoon	Konnichiwa (こんにちは)
Good evening	Konbanwa (こんばんは)
Good night	Oyasumi (おやすみ)
Good bye	Sayonara (さよなら)
Excuse me	Sumimasen (すみません)
I'm sorry	Gomennasai (ごめんなさい)
My name is ××	Watashi no namae wa ×× desu (わたしのなまえは ×× です)
Thank you	Arigato (ありがとう)
Yes	Hai (はい)
No	Iie (いいえ)

JAPAN activity 1

Japan Quiz


1. How do you say Japan in Japanese?
2. Which language is spoken in Japan?
3. How many letters are there in the hiragana syllabary used for writing Japanese?
4. How many seasons are there in Japan?
5. Which is the highest mountain in Japan?
6. How many different coins are used in Japan?
7. On which side of the road do people drive in Japan?
8. How many professional baseball teams are there in Japan?
9. What are the gestures for greeting and thanking in Japan?
10. What does agari mean in a sushi restaurant?
11. Which seafood is used in takoyaki?
12. What is the country calling code for Japan?
13. Which is the tallest tower in Japan?

JAPAN activity 2

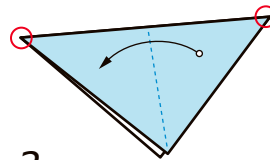
Folding paper cranes

Origami is the Japanese traditional art of making various forms, such as animals or flowers, by folding a piece of paper. Japanese are familiar with origami from their childhood. There is also a custom of sending *senbazuru*, a bundle of 1,000 folded paper cranes strung on strings, to a friend or a relative who is suffering from illness or injury. This is to wish for their recovery.

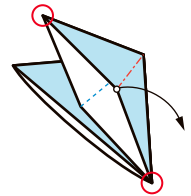
----- Valley fold
 - - - - - Mountain fold



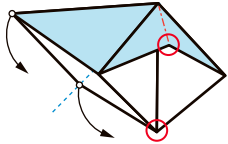
1
Prepare a piece of square paper.



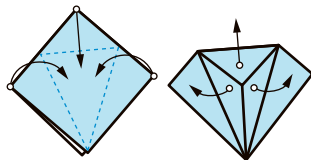
2
Fold the paper diagonally into a triangle. Place the corner (marked "O" as shown) onto the other corner with the same mark to fold the paper into a smaller triangle.



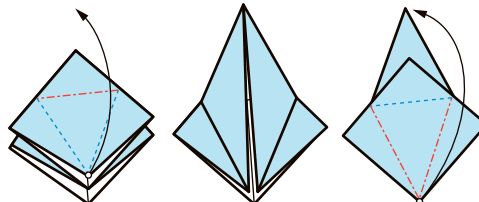
3
Pull up the center of one triangle pocket, and place the corner (O) onto the other corner with the same mark to fold it into a square.



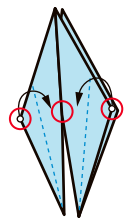
4
Turn over and do the same with the other triangle pocket.



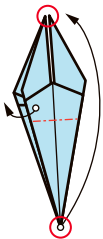
5
On this square, fold along the dotted line, and reopen the paper. Turn over and do the same for the other side.



6
Follow the diagrams to open up the square pocket and fold along the dotted lines (valley fold and mountain fold) to fold it into a diamond shape. Turn over and do the same for the other side.



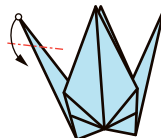
7
Fold along the dotted lines to bring the two corners (marked "O") onto the same mark at the center. Do the same for the other side.



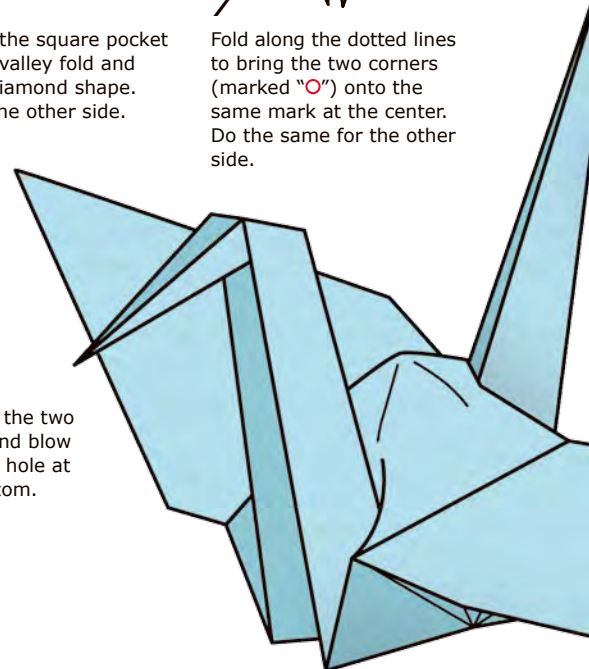
8
Flip to expose both inner sides as shown and fold the flaps up to the top so that the ends marked O meet.



9
Flip again back to the previous 2 sides (valley fold).



10
With one end of the points shown with the fold line, fold the top part inward to reverse the crease down to make the head.

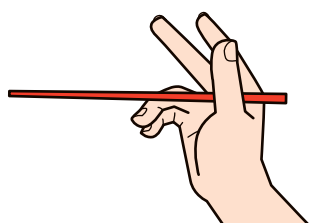


11
Pull out the two wings and blow into the hole at the bottom.




JAPAN activity 3

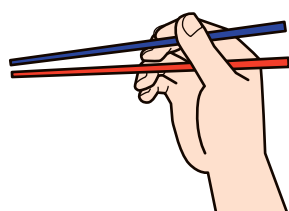
How to use a chopstick




- 1 Support one chopstick with your ring finger and the base of your thumb.



- 2 Hold the other chopstick between your middle finger and your forefinger and support it with your thumb.



- 3 Set two chopsticks as step 1 and 2



- 4 The first stick shouldn't move, and only the second stick moves. Let's try to use chopsticks at your camp!

JAPAN activity 4

Bean Game

Compete on how many beans you can move from one plate to another with chopsticks within a certain time.

Age: anyone

Number: depending on the amount of materials

Material: 30 beans, 1 pair of chopsticks, 2 plates

Step 1: Practice using chopsticks.

Step 2: Place 30 beans on one plate.

Step 3: From the signal to start, move as many beans as you can to the other plate with the chopsticks in a given time.

JAPAN activity 5

Bean Relay

Age: anyone

Number: by patrol

Material: 10 beans, 1 pair of chopsticks per person, 1 plate per person.

Step 1: Sit in a circle and place a plate in front of each person.

Step 2: Place 10 beans in the first person's plate. Everybody holds their chopsticks.

Step 3: From the signal to start, use the chopsticks to place a bean on the plate in front of the person on your right. Time how fast all the beans go around the circle.

Answers for "Japan Quiz"

1. "Nippon" or "Nihon"
2. Japanese
3. 50 character
4. 4 seasons
5. Mt. Fuji
6. 6 coins
7. Left
8. 12
9. Bow
10. Green Tea
11. Octopus
12. +81
13. Tokyo SkyTree

Let's start the adventure!

Plan your virtual trip to Japan

Use your imagination and plan a trip to the Jamboree site either on your own or with a group. Enjoy a journey in your imagination to Japan!

Step 1: Start from your Scout group's meeting place and find the route to the nearest international airport.

Find out how to read bus and train timetables, and set an appropriate meeting time to start the journey. Remember, you want to minimize the number of transits between buses or trains as you will be carrying camping equipment.

In addition, find out if your hometown or city has a twin town or sister city in Japan. Imagine you will have a homestay there, and find out as much as you can about the town or city.

Step 2: Plan the trip from your nearest international airport to an international airport in Japan.

If you live in Europe, you will probably find direct flight to Narita International Airport near Tokyo, but the ticket may be expensive depending on the time of the year. Explore different routes including transits, for example, a flight via Istanbul in Turkey, or a flight via Incheon in Korea. Note the flight duration and time difference when planning the flight.

Depending on where you live, you may need an entry visa for Japan. Learn what a visa is and when a visa is needed. Explore



the website of the Embassy of Japan in your country, and learn about visas.

Step 3: Let's travel from the airport in Japan to the Jamboree site.

There are numerous airports in Japan. Most participants will use one or perhaps two of the following airports: Narita Airport (NRT), Haneda Airport (HND), Kansai Airport (KIX), Fukuoka Airport (FUK), and Yamaguchi Ube Airport (UBJ).

Plan the route to Yamaguchi, taking into consideration your homestay location and sightseeing preferences. Shinkansen express trains run at a top speed of over 300 kilometres per hour. The 1,000-kilometer journey from Tokyo to Yamaguchi takes about 4 hours and 30 minutes. Use a Japan Rail Pass to cut the cost of intercity train journeys. The cheapest way to travel is by overnight highway bus, but the journey takes longer than by train.

Plan a sightseeing itinerary for the journey to Yamaguchi.

Activity, Camp and Service

Scouts who will be participating in 23WSJ are recommended to use the JIJ programme in the following 3 ways:

1. Activity

Try out some of the activities in this booklet. Take the opportunity to learn about Japan and the Jamboree programmes

by incorporating these activities in patrol meetings or Contingent meetings.

In addition, practice some songs, dances, and skits so you can introduce your country to other contingents briefly and in an entertaining way.

2. Camping

23WSJ will be held at Kirara-hama, Yamaguchi. Scouts will begin the camp on 28th July and end the camp on 8th August; participants will camp for 12 days (11 nights). This may be the longest camp many of the participants have ever experienced.

Prepare your Contingent with a pre-camp of about 2 nights well in advance so that Scouts can engage in team building.

Adaptability to climate, physical strength, camp skills, and physical condition are important for enjoying the Jamboree to the full.

3. Service

In order to participate in the Jamboree either as a participant or IST member, one must take a lengthy break from school or work. In some European countries, social systems include provision for taking such lengthy breaks, but this is not the case in other countries, including Japan. It is important to recognize that the Jamboree

is made possible through the efforts of numerous volunteers and with the support of the communities adjacent to the camp-site. The JIJ programme recommends that each participant take part in a service project to give something back to the societies that are supporting the Scout movement.

For example, participate in a park or street clean-up in your community, plant trees to offset the carbon emissions associated with travel to Japan, or give blood as part of a blood drive. You could prepare meals for your family, or write a thank-you note to your family, or make a gift for your family. There are many kinds of service you could perform for your family, community, and others. Plan and carry out your own service.

Just think, if every Jamboree participant devotes one hour to service to society, it would add up to 30,000 hours of service to the world! (That is 1,250 days of service!) Your one hour may seem small, but by combining it with one hour from every one of the thousands of participants scattered across the globe, we can make a real difference. Let's pursue the Jamboree not just for fun, but also to help achieve our ultimate objective: Creating a Better World.

Join In Jamboree diploma

JIJ diploma will be made available on the web site. Leaders can simply print out the diploma and write in the name of Scouts. The Join in Jamboree programme would like to ask each Scouts to answer following questions to achieve this diploma.

1. What is the theme of 23rd World Scout Jamboree?

2. How many times has the World Scout Jamboree hold in Japan?
3. How many hours difference from your country to Japan?
4. Experience 1 from 3 GDV Activities, 1 from 3 APR Activities, 2 from 5 Japan Activities.

Join in Jamboree

Programme Guide

Join in Jamboree (JIJ) Programme Guide

Scout Association of Japan

23rd World Scout Jamboree Office

1-34-3 Hongo, Bunkyo-ku, Tokyo, 113-8517, Japan

TEL: (+81)3-5805-2569 FAX: (+81)3-5805-2908

E-mail: 23wsj@scout.or.jp

<http://www.23wsj.jp/>

