



Scouts Victoria Info Book 2019



CHOOSE YOUR OWN ADVENTURE



JANUARY - Australian Jamboree



MAY - Scout Hike



JANUARY - NZ Venture



JUNE - Mudbash



FEBRUARY - Anything Goes



JULY - Snow Activities



APRIL - Stradbroke Cup



APRIL - Hoadley Hide



JUNE-OCTOBER - Scout Shows

RE 2019!



SEPTEMBER - Armstrong 500



OCTOBER - Cohen Shield



NOVEMBER - Gilweroo



VG
VIC GATHERING

DECEMBER - Vic Gathering

ADVENTUROUS ACTIVITIES

Add some adventure to your program!

- Abseiling
- Air Activities
- Bushwalking
- Paddling (Canoe and Kayak)
- Caving
- Cycling
- Four Wheel Driving
- Radio and Electronics
- Rock Climbing
- Sailing and Power Boating
- Scuba Diving
- Ski Touring
- Water Skiing

SOME THEATRE

- Melbourne Gang Show – June 21-29
- Albury Gang Show – June
- Sunraysia Gang Show – July
- Camberwell Showtime – August 9-17
- Whitehorse Showtime – August 23-31
- South Metro Showtime – August 23-31
- Strzelecki Showtime – October





PROGRAM

CHIEF COMMISSIONER

A word from Brendan: Grow!



I begin 2019 as I ended 2018, by thanking you, and all our volunteers and supporters, for your contribution to Scouting.

You are changing lives for the better by ensuring that more young people get to enjoy Scouting. We always knew that Scouting was a force for good, but now we have data - the 2018 survey by Resilient Youth Australia (see Australian Scout, November 2018, pp 12-13).

Following the November 2018 election, significant Government funding will flow. The promised funding - from both sides of politics - is partly the result of Scouts Victoria's 12 consecutive years of growth. Our size makes us more attractive to government.

Another benefit of having more members is that we can drive down the cost of Scouting - at the Group level, at the State level, and right across Scouting. (It's also easier attract more adult volunteers, as Leaders and Committee.)

The best fundraiser any Group can do is to get more members.

Sadly, some of our current problems are administrative:

- Groups not responding quickly to new member enquiries
- Groups that are slow to register new members
- Groups not "accepting" new members after their parents complete the registration process
- Sections not keeping families fully informed about the program

The reverse of this is, of course, booming Groups that always seem to have lots of youth members, lots of adults to help as Leaders or in other roles within the Group, and adequate funds because (a) they have many members to share the cost of running the Group, and (b) they have many families to help with fundraising.

At the State level, we don't fundraise. But we put tens of thousands of dollars into the Scout Monster Raffle so Groups can raise around \$600,000 each year. For a smaller investment we support the Groups that raise hundreds of thousands of dollars through Christmas tree sales. And our staff assist with grant applications that bring in hundreds of thousands more.

At the State level our role is to support you. And we can do more as our membership grows. At the State level, one extra member per Group would generate an extra \$1 million that we could plough into hall improvements. (As a result of the State election we have more than 25 Groups with significant building and renovations coming.)

There are so many compelling reasons for growth. Please consider them in your planning at Group Council and Group Committee.

Make 2019 the year to Grow Your Group. The year you run LeaderBuild for the first time (or the second time for new families, and older youth) to bulk up your Leader numbers. The year you aim to get every Section to its optimum - at least 15 Joey Scouts, 24 Cub Scouts, 30 Scouts etc. The year you use the Mob Start resources to open a Joey Scout Mob. Or another Section: a second Cub Scout Pack, or your own Venturer Unit. The year you get your Group Support Committee running like the Board of BHP (with no directors' fees, but excellent coffee and cake).

Victoria is Australia's fastest growing State. Scouts Victoria needs to at least match the State rate of growth. In reality we should be aiming to grow the youth participation rate in Scouting. We are the biggest State in Scouting but we don't have the highest participation rate. Let's make that our goal in 2019.

Brendan Watson OAM
Chief Commissioner
Scouts Victoria



CONTENTS

CHILD SAFE SCOUTING

Scouts Victoria is a child safe organisation with zero-tolerance for any harm, abuse or neglect. We value the diversity of our members, including gender, sexuality, race, religion and ability.

Scouting has been proactive on child protection since the 1930s, when local areas were warned to be vigilant and show no mercy in denying membership to unsuitable people. In the 1940s, local areas were advised that any inappropriate behaviour must be reported to the police. Police checks for aspiring Scout Leaders began in the 1960s – nearly 50 years before the Working With Children Check.

Today, Scouts Victoria has an extensive Child Safety Framework, which includes:

- Child Protection Policy, which outlines our expectations for supervision and Leader ratios – including “Two Deep” Leadership requirements to protect youth.
- Mandatory Training and Renewal of Training
- Training materials and support for Youth Members
- Reporting Practices
- Capability and process to respond to Child Safety Incidents
- Information and Factsheets
- Participation in the National Redress Scheme

In late 2018, a number of eLearning Modules will be available for Youth Members that explain our Child Safety Practices, strategies for youth members to keep themselves safe and how to access support services.

All Adult Members of Scouts Victoria must complete the Child Safety and Workplace Health and Safety Training within 12 months of commencing their membership. This is a condition of membership and you can access our eLearning System at www.training.scouts.com.au

Two Deep Leadership (as outlined in the Child Protection Policy)

Scouts Victoria requires all of our Adult Members to operate under the Two Deep Leadership requirements at all times, unless expressly permitted under the Child Protection Policy. This requirement is not negotiable unless there is a genuine life threatening emergency and must be recorded.

As outlined in the Child Protection Policy, Two Deep Leadership is defined as:

Two Adults present: The Association’s preferred standard is when Adults are supervising and conducting Scouting activities involving Children at least two Adults are present, except in unforeseen circumstances (such as an emergency). While the minimum ratio of Adults to Children will vary from activity to activity, a minimum of two Adults is always the preferred minimum required – this known as a TWO DEEP procedural requirement. The failure to achieve this standard should not preclude the Scout Activity from occurring but, the situation and details of all attendees, is to be recorded by the Leader in Charge.

Travel: On certain occasions (for example transporting a Child from venue to venue) it is likely that only one Adult will be supervising. In these circumstances, prior informed consent (this may be verbal) is to be obtained from the parent(s)/guardian(s) of the Child concerned. In this situation, care should be taken that the Adult is not alone with only one Child (that is, the Child is in the company of another Child)

Child Safety Reporting

Reporting Abuse

In brief, should a member of our organisation become aware of – whether by witnessing it or hearing of it from someone else – an incident of child abuse, they are required to report it to the Executive Manager of Scouts Victoria. You can do this both by an initial phone call immediately after becoming aware of the incident by calling 1800 870 772, and by completing a Child Protection Report form which is then emailed to childsafes@scoutsvictoria.com.au.

You can obtain a Child Protection Report Form from www.scoutsvictoria.com.au/join-the-adventure/child-safe-scouting/

Remember, you are bound by the Adults in Scouting Code of Conduct to report any conduct seen or heard that does not comply with the code.

What about abuse by non-Scouting members?

Adult Members are often the only trusted person for some of our youth members, observations by you may make all the difference to a child who is being abused. If you receive a disclosure of abuse (or observe injuries or behaviour symptomatic of abuse) of a youth member we ask you to make a report. We can then provide the appropriate assistance for you to support the youth member and reporting it to the appropriate authorities.

But, I’m not sure if this is reportable?

As outlined in our Child Safety Training, if you are uncertain then you are encouraged to make a report. Our team can then assist to ascertain if further action is necessary. It also enables Scouts Victoria to identify patterns of behaviour that may be of a concern.

This includes reporting behaviour that doesn’t meet our Child Protection Policy – for example, failing to meet the “two deep leadership” requirements should trigger you to submit a report. This reporting enables us to appropriately monitor and take necessary corrective action.

If you are still unsure, please call 1800 870 772 to speak to one of our team who can assist.

I am not confident in filling in the form

We understand that completing a form may not necessarily be easy to do, in this situation contact us on 1800 870 772 to speak to our team who can assist or take the report over the phone.

More Information

For more information relating to Child Safe Scouting, please visit www.scoutsvictoria.com.au/join-the-adventure/child-safe-scouting/

CHOOSE YOUR OWN ADVENTURE

JOEY SCOUT EVENTS 2019

Joey Scout Youth Forum

February 17 2019

Adventurous Activities Day

Gilwell Park March 2019

Hop Into The City! – April 7 2019

The City Hop will be finding landmarks and special interest places or things around the city. Joey Scouts and their Leaders will travel by public transport to and from the city and make use of the city circle tram.

Joey Scout Promise Challenge Recognition Days

May 9 2019

October 20 2019

Hop into the Zoo! – November 16 2019

Hop into the Zoo is a Zoo Day Challenge for Joey Scouts all over Victoria. It can take place at Melbourne Zoo or at your local zoo if you have one. If you're travelling from outside Melbourne, your Joey Scout Mob might like to have a sleepover in a Melbourne Scout Hall.



CUB SCOUT EVENTS 2020

Cuboree 'New Horizons' - October 2020

Monday, September 28–Friday, October 2 2020

Our next Cuboree will be full of NEW HORIZONS for Cub Scouts. This major event runs in October every three years. Follow all the Cuboree news and updates on the Cub Scout page on the Scouts Victoria website and the Scouts Victoria - Cuboree Facebook page.

SCOUT EVENTS 2019

AJ 2019 - 25th Australian Jamboree – Tailem Bend South Australia 2019

January 4-13, 2019

The opportunity of a lifetime for a Scout – 10 days of camping as a Scout Troop along with another 12,000 Scouts from all over Australia and 10 days of activities both offsite and onsite.

Visit: www.aj2019.com.au

Facebook: AJ2019 – 25th Australian Jamboree



Stradbroke Cup

Brucknell, April 12-15 2019

Eumeralla, Mafeking, Gilwell Park, Treetops, Bay Park April 19-22 2019

A Scout Section event run over the Easter weekend at several venues around Victoria, the Stradbroke Cup is a camping competition with the highest achievers becoming co-holders of the Cup. However, there is also an extensive program of activities available at all venues and Patrols who wish to simply have a fun camping weekend, without actually entering into the Stradbroke competition, are also welcome. Most Stradbroke Cup venues will allow Troops to arrive from Thursday evening. This is a perfect way for Scouts to satisfy the "four nights under canvas consecutively" requirement for a Jamboree or extended camp. The whole event is an opportunity for Scout Troops and Patrols to have an enjoyable camping experience and experience the fellowship of a large combined camp.

Contact: Your Scout Commissioner. Details will be available on the Scouts Victoria website.

Scout Hike – May 17-19 2019

A hiking and campcraft event for Scouts who do not go hiking regularly, Scout Hike provides an opportunity for experienced Scouts and Patrols to compete for a perpetual trophy. All Patrols who participate receive a pennant and each Scout receives a badge.

Leaders are encouraged to get involved in assisting their Scouts to increase their knowledge of hiking and lightweight camping. The selected State Forest area is divided into six compulsory campsites and activity points are spread between. Each Patrol hikes to and participates in as many activities as possible, before reaching their set campsites on the Saturday, and again on the Sunday before reaching the HQ site. Activities are centred on a theme and based on the Targets and Challenges. Scouts are bussed into the area on the Friday night (departing 7pm) and home again on the Sunday returning to designated points around 5pm.

Contact: Scout Commissioner Mt Dandenong scouts.comm.mtdandenong@scoutsvictoria.com.au

CHOOSE YOUR OWN ADVENTURE

Fantastic Race – August 3-4 2019

The race is held across the State on the closest weekend in July/August to World Scout Day. Past events have incorporated – a scavenger hunt, traditional wide game concept, points for/off, follow the spy, etc. Thousands take to the streets, trains, buses and on bikes over the State. Let's make 2019 a BIG year. Event details are as follows:

- Event to be District run
- Scouts to operate in Patrols
- Patrols to visit bases to be set a challenge
- Clues to be given to next base
- Scouts to use public transport
- All Patrols to arrive at a common point
- Activities could incorporate award scheme
- Safety to be paramount

Contact: Your Scout Commissioner

Scout Youth Forum – August 16-17 2019

This event for Scouts will be held at a location to be announced.

Participants are the selected representatives of Scouts throughout Victoria. They will spend a weekend involved in a range of fun activities, while considering and debating future directions for the Scout Section in Victoria.

Through the State Youth Forum, youth members are taking increasing responsibility for key decisions which impact on the Scout Section in Victoria. Youth Forums have in the past, designed and implemented various post-Jamboree Award Schemes including the new approach to Outdoor Activity Awards, Fantastic Race Beanies and the Bay Jam Camp.

Contact: Your Scout Commissioner or State Commissioner Scouts sc.scouts@scoutsvictoria.com.au

Cohen Shield – September/October 2019

Bay Park, September 6-8 2019

Gilwell Park, Clifford Park, September 8 2019

Northern, TBA

Eumeralla, Treetops, October 18-20 2019

West Coast, November 3 2019

A competitive Patrol Activity for Scouts held at a number of locations throughout Victoria at which Patrols compete in five Scoutcraft activities. Patrols qualifying in each of the five activities become co-holders of the Cohen Shield. Most venues offer Cohen Shield as a weekend event, where Patrols have the chance to participate in a range of other fun events in addition to the main Cohen activities. However, some venues operate Cohen as a single day event, or offer Patrols the opportunity of participating only in a one-day competition. Check with individual venues to see what is offered. Patrols are especially encouraged to explore new locations - Metro Troops could try a country location and vice versa.

Refer to the website in May/June, your District Scout Leader or contact cohenshield@scoutsvictoria.com.au

Gilweroo – November 15-17 2019

An activity camp weekend at Bay Park, Mount Martha, activities include abseiling, archery, BMX bikes, canoeing, catapults, challenge valley, t-shirt screen printing, rocket launchers, air rifles, water slide, slot cars, volleyball, bush boards, clay modelling, disco, flying fox, movie, Frisbee golf, low ropes course, bush putting, pyro graphics, space shuttle, sock wrestling, speed ball, sumo wrestling, badge swapping, Catch 4 and Twister. For information and bookings go to www.gilweroo.com.au

Patrol Activity Camping

Patrol Activities are a key part of the Scout Section program. Gilwell Park, Clifford Park and Treetops are campsites where regular scheduled Patrol Camps are available for Scouts. Gilwell Park Patrol Camping provides all camping and activity equipment and Scouts only need to come with their food, personal items and copy of their CareMonkey profile.

Clifford Park and Treetops require each Patrol to bring all their own camping equipment, food, personal items and copy of their CareMonkey profile. To view details of a camp, visit www.scoutsvictoria.com.au/activities-events/activities/patrol-activity-camps/. These activity camps can also be presented to your Troop Council as a Patrol Activity.

Patrol Activities – Gilwell Park

The Outdoor Activity Centre at Gilwell Park provides a range of fun and learning activity weekend programs. All the necessary camping tents, cooking and activity equipment is provided for Patrols who participate. No more wet tents to hang! Patrols need to provide their own food for a combined menu, and should include matches, pot scourers and suitable bags for recyclables and rubbish. It is also suggested Patrols supply their own dry firewood to help with Gilwell Park's environment. Patrol Leaders are encouraged to make their own bookings and Leaders do not need to attend, however they are welcome to come along and assist the team.



CHOOSE YOUR OWN ADVENTURE

The Outdoor Activity Centre can be found by travelling west through Gate 4 and is located adjacent to the Boy's Field and Storm Hut.

Camps are held monthly and include:

Abseiling/Bushcraft	March 2-3
Welding/Forge	April 6-7
Environment – World Scout Environment Badge	May 4-5
Rogaine	June 1-2
Radio Communication	July 6-7
Rogaine	August 3-4
Welding/Forge	August 31-September 1
JOTA	October 18-20
Environment – Pioneer/Explorer Target badges	November 9-10

Visit: www.scoutsvictoria.com.au/activities-events/activities/patrol-activity-camps/patrol-activity-camping-gilwell-park/ for up to date details, what to bring, costs and all other relevant information. Please ensure full details are given to Patrols attending.

Contact: gilwellpark.patrolcamps@scoutsvictoria.com.au

Patrol Activities – Clifford Park

Patrol Activity Camps are conducted to provide a Patrol the opportunity to camp together and participate in a range of activities provided by skilled personnel with or without an accompanying Leader from their Troop on the third weekend of nominated months.

Camps include:

Water Activities - Canoe and Abseiling	March 16-17
First Aid - Qualify for your first aid badge	April 6-7
Welding - Blacksmith and Mechanics	May 18-19
First Aid - Qualify for your first aid badge	June 15-16
Electronics/Communications - Earn parts of communications and technology badges	July 20-21
Gourmet Camp Cooking - How to eat well in camp	August 17-18
Construction and Building Skills	September 21-22
JOTA/JOTI - The world wide amateur radio hook-up for Scout activities	October 18-20
Canoeing - Abseiling and Environment	November 16-17

Contact: cliffordpark.patrolcamps@scoutsvictoria.com.au

Send applications to PAC, Clifford Park, P.O. Box 4184, Knox City Centre, 3152

Patrol Activities – Treetops

Treetops is located approximately 45 minutes from Melbourne, 4.5 km from the centre of Riddells Creek, easy access by both car and train (V/line) Patrol Activity Camps are run on a regular basis to provide Patrols the opportunity to camp together and participate in a range of activities provided by skilled people.

Camps include:

First Aid	March 23-24
Radio/Electronics	May 26-27
Science	August 3-4
Bushcraft/Camp Cooking	September 14-15
Tradies	November 9-10

Visit: www.scoutsvictoria.com.au/activities-events/activities/patrol-activity-camps/

Contact: treetops.patrolcamps@scoutsvictoria.com.au

Top Gear Scout – March 1-3 2019

Mafeking Rover Park, Caveat Victoria.

Top Gear Scout is a weekend long adrenaline filled Patrol Activity and Competition Camp like no other!

Patrols will work together in completing over 15 activity bases across the weekend including BMX, Billy carts, car smash, abseiling, archery, chariot races, RC cars, box bar making and a Lake Surfmoor 'Beach Party' just to name a few! For Scouts aged 12 and over

CHOOSE YOUR OWN ADVENTURE

we also give them the opportunity to learn how to drive a car in our very own Junior Development Program (JDP) and a passenger for a hot lap around a race track in one of the Rover Scout Motorsport race cars!

All vehicles for the event are provided by Top Gear Scout and are scrutineered prior by CAMS (Confederation of Australian Motorsport) trained officials. We guarantee your Scouts will leave wanting more!

The weekend is also fully catered so there is no need to miss out on any of the action by having to return to camp to cook!

Registrations typically open in late October/early November each year, keep an eye out as spots fill up quickly!

Top Gear Scout is proudly organised and run by 1st Wantirna South Scout Group.

Visit: www.topgearscout.com

Facebook: TopGearScout

VENTURER EVENTS 2019

New Zealand Venture – December 31 2018 to January 11 2019

14th New Zealand Venture – Northland, www.venture2019.com Australian Contingent – www.nzv2019.com

The adventure of a lifetime in the northern most part of New Zealand, the Venture will start in Auckland and culminate in Northland from December 31 2018 to January 11 2019 and all will share in a unique mix of exploration, culture and friendship.



Anything Goes – February 22-24 2019

An annual activity camp for Venturers and linking Scouts held at Lardner Park near Warragul, on February 23-25 2018. Activities include helicopter joy flight, scuba try dives, rafting, horse trail riding, four wheel driving, laser tag, high ropes course, plus many more. Registration is online at www.anythinggoes.net.au.

Registrations close one week before the event - but get in quick, activity spots fill quickly and are first come, first served. We do not accept applications after the closing date.

Contact: admin@anythinggoes.net.au or follow us on Facebook – Anything Goes - AG



Hoadley Hide – April 19-22 2019

Hoadley Hide is a competitive event where teams of Venturers hike from activity to activity (called stunts), which are run by groups of Leaders and Rover Crews. A rogaine and a night hike are some features added recently. Music, videos and a DJ feature at night time campsites.

If you are new to Venturers, you can take part in the Venturing Skills activity on Friday and then participate in the initiative course on Saturday and Sunday - two badges in one weekend!

The Hide is organised by the Victorian State Venturer Scout Council of Scouts Australia and runs over the Easter period from Good Friday until Easter Monday. Venturer Scouts and Guides from all over the State (and from other States of Australia) come to take part in this exciting activity that is a highlight of the Venturing year.

Teams of four to six Venturers don't need to be separated into Venturing Skills and initiative groups, allowing for the mentoring of younger Venturers by more experienced Venturers. Don't have a full team? Don't worry! Register anyway and we will match you up with other Venturers to complete your team.

Contact: Hide Chief at hoadleyhide@scoutsvictoria.com.au

Visit: www.hoadleyhide.com.au or follow us on Facebook – Hoadley Hide



Venturer Mountain Bike Weekend

First term holidays

The Bogong Rover Chalet offers a unique opportunity for Venturers and their Leaders to experience action packed mountain bike riding in some of the most highly regarded terrain during the April school holidays. For further details check out the Bogong Chalet website.

Contact: Bookings Officer on 0407 (CHALET) 242 538 or follow us on Facebook – Bogong Rover Chalet

Visit: www.bogongroverchalet.org.au

Ventski – Lake Nillahcootie – 16-17 March 2019

Ventski is a great weekend to experience the thrills of water-skiing. Refer to Water Skiing under Adventurous Activities and check us out on Facebook, Scouts Victoria Branch Waterski Team

CHOOSE YOUR OWN ADVENTURE

Deep Thought - Ideals Course – 5-7 July 2019

Do you want to know the meaning of life, the universe and everything? Well, we probably won't be able to tell you that, but we will help you develop a better understanding of yourself and how you relate to those around you. A challenging and fun weekend, where you will examine religion, sex and relationships, Scout Promise and Law, drugs and other current moral and social issues. The program involves a mix of videos, games and discussions. Venturers must be 16 years of age. It is a residential weekend at Elliott Lodge, Healesville (1st Hawthorn/Scotch Scout Property).

Contact: venturerideals@scoutvictoria.com.au

Iglute – Mt Stirling – August 9-11 2019

Iglute is a weekend long introduction to lightweight snow camping, snowshoeing and igloo building.

Contact: state.skitouring@scoutsvictoria.com.au

Snow Venture

Week 1: Second term holidays

Week 2: Third term holidays

An awesome opportunity to learn how or to improve your skiing. Limited to a total of 35 people - applications from Venturers received with payment are given first priority. Cost includes Snow Venture accommodation and food, transport from Melbourne, ski hire and an absolutely unforgettable amazing experience with others in the snow! Venturers must be over 15 years of age at the time of Snow Venture.

Contact: Bookings Officer on 0407 242 538 or follow us on Facebook – Bogong Rover Chalet

Visit: www.bogongroverchalet.org.au

Armstrong 500 – September 6-8 2019

Armstrong 500 is a weekend competition hike for Venturers, Rovers and Leaders. It's held in the State Forest of West Gippsland with hills, and usually with mud as well. Over the weekend, teams of four to seven hikers try to complete as many "stunts" or initiative activities as possible, with more than 25 stunts spread out over a wide area in the bush.

Registration is online at www.armstrong500.com and closes one week before the event.

Contact: thebesthikingweekendyouhaveeverhadinyourlife@armstrong500.com or follow us on Facebook – Armstrong 500 Hike

Barcom – “Best Australian Rafting Challenge On The Murray” – September/October 2019

BARCOM is a unique Venturer rafting activity conducted in the September/October school holidays each year on the Murray River between Murrabit, Swan Hill and Wood Wood. Venturers construct and crew rafts and drift down the Murray River stopping at picturesque camping spots on the banks. With each raft having a crew of eight, each expedition can accommodate 32 participants.

Expedition 1: Murrabit To Swan Hill, Friday September 20 – Saturday September 28

Expedition 2: Swan Hill to Wood-Wood, Saturday September 28 – Sunday October 6

Applications online via TryBooking. From May 1 bookings will be opened up for applications from interstate Venturers and all applications close on August 1.

Contact: barcom@scoutsvictoria.com.au or follow us on Facebook – BARCOM Rafting

Visit: www.barcomrafting.wordpress.com

VIC Gathering – December 6-8 2019

A fun weekend for Venturers and Guides run by an experienced committee, with support from Leaders and Rovers to provide youth members with activities to help them to unwind at the end of a busy year. We encourage Units and Districts to come together for a group meal, as this is a great opportunity for Venturers to make new friends and for Leaders to fulfill their duty of care. A canteen is also provided for those who do not wish to prepare their own meals. You are required to carry all gear onto the site so smaller tents make sense. Approximately 1000 Venturers, Rovers and Leaders are on-site for the weekend. There is a dedicated Leader frat tent where Leaders can share programming and Award Scheme Activity ideas. Venturers and Rovers are also welcome to join the VG Committee, so speak with the Camp Chief during the weekend to find out more. Activities include many old favourites, plus heaps of new ones – a fantastic way to finish the year with a fun packed weekend of activities, socialising and meeting new and old friends.

Visit: www.vicgathering.com or follow us on Facebook – Vicgathering

Contact: enquiries@vicgathering.com



CHOOSE YOUR OWN ADVENTURE

Vision and Values – Ideals Course – June 15-16 2019

What do I believe in? What do other people believe in? How do I fit in?

On the Vision and Values Ideals Course you will visit places of worship and reflection that you didn't know existed and will learn through interaction with people of other faiths. Make new friends and have a truly memorable experience whilst covering all of the requirements for Venturer Award level Ideals.

There is no age restriction on Venturers, but full participation is a must. Numbers are strictly limited.

Contact: venturerideals@scoutvictoria.com.au

Top Gear Venturer – TBA September 2019

Location: Mafeking Rover Park, Caveat Victoria

Top Gear Venturer is a weekend long Junior Development Program (JDP) event for Venturer Scouts aged designed to enhance young driver skills and knowledge.

On Saturday Venturers will be taught how to control a vehicle in various situations including emergency braking, reversing a trailer, driving a manual and advanced car control. Across the day there is also a number of informational sessions on car maintenance, changing a tyre, four wheel driving, car or trailer loads and the effects of driving while tired or impaired.

Then on Sunday we let them loose on the race tracks for a Motorkhana Challenge against their friends to determine the winner of Top Gear Venturer!

Motorkhana's are designed to test the skills of the driver by knowing car control, acceleration, braking and manoeuvrability by navigating around a predetermined course, typically within an area of 100m by 100m.

All vehicles for the event are provided by Top Gear Scout and are scrutinized prior by CAMS (Confederation of Australian Motorsport) trained officials.

The weekend is also fully catered so there is no need to miss out on any of the action by having to return to camp to cook!

Registrations typically open in late May/early June each year, keep an eye out as spots fill up quickly!

Top Gear Venturer is proudly organised and run by 1st Wantirna South Scout Group.

Visit: www.topgearscout.com or follow us on Facebook – TopGearVenturer

ROVER EVENTS 2019

Metropolitan Area Rover Ball (MARB)

Date, location and price will be advised in early 2019. A popular event among Victorian Rovers, the Metropolitan Area Rover Ball is an annual costume ball that showcases the extremes of Rover imaginations and creativity. With a different theme chosen each year, the Rover Regions take it in turns to organise the event, which always attracts big crowds. The night features a sit-down dinner, live entertainment and a commemorative glass. With prizes for the best dressed male, female, couple and Crew, the night is one not to be missed. The theme for MARB is usually announced at Surfmoort during the evening entertainment on the Saturday Night.

Contact: info@marb.com.au or follow us on Facebook – MARB

Country Area Rover Ball (CARB)

A similar event to MARB, the CARB is organised by a country Region on rotation and provides an opportunity for city and country Rovers to experience the hospitality of a country location. The nights are themed and include entertainment and dinner. Prizes for various categories are awarded. Accommodation is usually available for visiting Rovers.

Surfmoot – 25-28 January 2019

One of Victoria's premier Roving events, held over the Australia Day weekend and run by a committee of Rovers attracting over 600 participants. Surfmoot's traditional home is the Eumeralla campsite, in Anglesea. The weekend includes a variety of night time entertainment: live bands and DJ's with many ongoing daytime activities. There are also a number of off-site activities available, which have included skydiving, 4x4, mountain biking, Geelong Water Park or for the less adventurous gourmet tours and shopping tours of the local area. To take part in an offsite activity, contact the committee before the event. Event cost includes: entertainment, camping fees, onsite activities, amenities, and lots of fun. Tickets can be purchased before the event at a special discounted price or can be purchased at the gate. Crews are responsible for their own tentage, equipment, food and other necessary requirements. The designated camping areas are only a short distance from the main entertainment area.

Visit: www.surfmoot.com or follow us on Facebook – Surfmoot

Contact: chair@surfmoot.com

New Zealand National Moot – April 19-22 2019

New Zealand Rovers hold an annual Moot over Easter each year. Australia generally sends a strong contingent of Rovers to this event. The 77th National Rover Moot is being held over Easter Weekend 2019.

Keep an eye on www.vicrovers.com.au for information from the Australian Contingent or the contingent Facebook page.

CHOOSE YOUR OWN ADVENTURE

Mudbash - June 2019

Run annually on the Queen's Birthday long weekend, at Mafeking Rover Park in Caveat near Yea. Mudbash draws Crews from Victoria, interstate and internationally to compete at the event. Run as a fully sanctioned CAMS event, Mudbash competitors put their Crew-built cars to the test through tracks including Quafftumbula Challenge, Motorkhana and many other events both motorsport and non-motorsport related. Teams must pre-register. For full details of entering Mudbash visit the website for specifications and requirements

Visit: www.mudbash.com or follow us on Facebook – Mudbash

Contact: chair@mudbash.com



Mudbash Open Day - June 2019

The Mudbash Open Day held on the Sunday, has become renowned as a great day of fun for Joeys, Cubs, Scouts and Venturers with loads of fun activities for all ages, which have included abseiling, rock-climbing, face-painting, archery and more. There is discount entry for any Scout member in uniform; show bags for the younger Sections are usually available too. There is no need to book, but keep an eye on the website for open day details.

Visit: www.mudbash.com

Contact: chair@mudbash.com

Skiing On The Bogong High Plains (Bogong Rover Chalet) – June - September 2019

Bogong Rover Chalet is situated on the southern slopes of the Bogong High Plains, approximately 11 kilometres from Falls Creek and is open for 13 weeks through July, August and September during each winter season. It is available during the year and accommodates up to 35 Rovers and is a fully self-contained lodge.

Winter - The emphasis at Bogong is cross-country ski touring, although we also have our own rope tow and you can try snowboarding and snow shoeing. Included in the price is a full week of skiing or snowboarding, all food, accommodation, and a charter bus from Mt Beauty to Falls Creek, your only extra expenses are transport to Mt Beauty, ski hire, and some snacks. The final trip to the chalet is accomplished on skis, so you will need a moderate level of fitness to attend. Check out the half week.

Summer - the Chalet is also available during summer, and is increasingly seen as a non-winter venue, offering environmental education, hiking and mountain biking opportunities. We have very reasonable summer rates, which includes breakfast.

Visit: www.bogongroverchalet.org.au or follow us on Facebook – Bogong Rover Chalet

Contact: 0407 CHALET (242 538) or at bookings@bogongroverchalet.org.au



Skiing At Baw Baw (The W.f Waters Lodge) – June-September 2019

A modern ski lodge in the midst of the Alpine Village and is used for midweek and weekend skiing. The season starts Queen's Birthday weekend and runs to the end of September. It has a 36 bed capacity and full facilities. It also has a completely set up area for day visitors to the mountain, which is separate from the main area of the lodge.

It is necessary to book early as the lodge is regularly booked out throughout the season. Application forms are available from the Booking Officer and are generally taken on a Crew basis. The fees per weekend are cheaper than elsewhere and include all food and accommodation. Midweek bookings are available (minimum of 10 people) but you need to take your own food.

Summer Bookings: During summer the lodge is available to all groups (min 10 people) within and outside Scouting. We encourage Rover Crews, Scout Groups, school groups, church groups, 4WD clubs, cycling clubs and family groups. Access is by private car.

Visit: www.bawbawrovers.com or follow us on Facebook – WF Waters Lodge

Contact: 0438 BAW BAW (0438 229 229) or bawbawbookings@scoutsvictoria.com.au



Rover Scout Motorsport – (RSM)

The VRC Subcommittee that is responsible for all things Motorsport, is the largest CAMS-affiliated car club in Victoria, with every Rover and Rover Advisor in Victoria automatically a member, as well as Rovers from interstate and overseas, Leaders, Fellowship and members of Girl Guides Victoria who pay the annual membership fee. RSM runs a multi-round championship, the RSM

Championship Series, where points are earned across all RSM events through the year and the winning Crew is presented with the trophy at the annual Rover Dinner. Other RSM awards are the Official and Clubman of the Year. RSM also trains Rovers as CAMS Accredited Officials so that we can run our races.

Visit: www.vicrovers.com.au/rsm or follow us on Facebook – Rover Scout Motorsport

Contact: motorsport@scoutsvictoria.com.au

CHOOSE YOUR OWN ADVENTURE

RSM Events

Border Bash is a joint event between the RSM Committees of the NSW, Victorian and the S.A. Rover Councils. Winter Challenge is an extra event in the RSM Championship Series and is organised directly by the RSM Committee. Victorian Rovers are also able to compete at events in New South Wales, Queensland, South Australia and Western Australia.

Event	When	Where
Border Bash	Labour Day Weekend	Tapio Station, Mildura
Winter Challenge	August	Mafeking Rover Park, Caveat

Rover Dinner – October 2019

This is a formal, uniformed celebratory dinner for Victorian Rovers. The annual Rover yearbook is launched and reports presented to the Chief Commissioner. The evening is the occasion on which W.F. Waters Rover Service Awards are presented to those who have given outstanding service to the Rover Section. Most other Rover awards are also presented on the night. Tickets will be on sale online from August.

Visit: www.vicrovers.com.au/activities/rover-dinner

CHOOSE YOUR OWN ADVENTURE

ALL SECTIONS

Scout Shows in Victoria

Hundreds of Victorian Scouts (and Guides) benefit from the training provided by Scout Shows - thousands of others enjoy the performances. Scout Shows are a small part of the overall youth program but offer a unique experience and training opportunities in an exciting environment. The shows develop confidence, teamwork, self-discipline, personal organisation, and lots more. They offer an outlet for the creativity of youth members and provide a tremendous public showcase for Scouting.



Melbourne Gang Show

June 21-29
Besen Centre
89 Station Street, Burwood

www.gangshow.org

Follow on Facebook

Jon Willis - Producer

producer@gangshow.org



Camberwell Showtime

August 9-17
Hawthorn Arts Centre
360 Burwood Rd, Hawthorn

www.camberwellshowtime.com

Follow on Facebook

Mark Black - Producer

producer@camberwellshowtime.com



South Metro Showtime

August 23-31
Rivergum Performing Arts Centre
58-96 Fordholm Rd, Hampton Park

www.southmetrshowtime.org

Leigh Prossor - Executive Producer

execproducer@southmetrshowtime.org



Whitehorse Showtime

August 23-31
The Whitehorse Centre
397 Whitehorse Road, Nunawading

www.whitehorseshowtime.org

Follow on Facebook

Kieran Van Geysel - Producer

producer@whitehorseshowtime.org



Strzelecki Showtime

October
Latrobe Performing Arts Centre
Little Theatre - Grey Street, Traralgon

www.strzshowtime.com/registrations/

Follow on Facebook

Fiona Flanigan - Producer

producer@strzshowtime.com



Sunraysia Gang Show

July
St Joseph's College, Mercy Theatre
Cnr 11th Street and Riverside Ave, Mildura

www.sunraysiagangshow.org.au

Follow on Facebook

David Searle - Producer

dc.sunraysia@scoutsvictoria.com.au



Albury Gang Show

June
Albury Entertainment Centre
525 Swift St, Albury

info@alburygangshow.com.au

www.alburygangshow.com.au

Guide and Scout Water Activities Centre

The Guide and Scout Water Activities Centre is situated on the foreshore at Sandringham Harbour. The Centre offers a variety of opportunities to experience water activities on Port Phillip Bay. It is equipped with a range of sailing dinghies, canoes, paddle-boards, and safety boats.

Excellent facilities are available for use by all members of the Guide and Scout Associations and their families. There are regular Water Activities Days for fun and an Introduction to Water Activities, ranging from dinghy sailing, canoeing, paddle-boarding to beach activities, rotating around each activity every hour.

Water Activities Days allow a variety of programs for age five and upwards. All activities are dependent upon the weather, participant numbers and supervision from visiting Leaders. You can arrange a special activity day for Regions or Districts who would like to run a day themselves. Facilities are also available to host weekend events mixing water activities at the centre with other big smoke activities, especially if you are a rural or regional Group. Phone, email or write to discuss your suggestions/requirements or watch monthly newsletters for updates.



CHOOSE YOUR OWN ADVENTURE

All on water equipment is provided by the centre including boats, boards, paddles, PFDs (lifejackets) etc. mobile radio communications and safety boats. First aid room, BBQ and kitchen facilities are also available. Leader requirements will vary from program to program. However, in general, the centre will provide staff with the required training to operate the sailing and safety craft, while Groups using the centre must provide general supervision, assist with activities and a dedicated First Aid Officer.

Evening paddling, during warmer months, can be arranged depending upon Leader availability and weather. A BBQ meal of sausage, bread and soft drink is at extra cost.

Bookings are essential and need a preferred minimum of 20 participants. Maximum is dependent on Leader assistance. Booking and further information regarding our activities program, costs or general enquiries regarding the centre is to Booking Secretary – gswac_bookings@scoutsvictoria.com.au

Parking fees will apply in the council car parks, this is the only parking available for participants or their transporting parents.

Water Activity Days 2019 – Guide and Scout Water Activities Centre

Saturday	February 16	Sunday	November 3
Saturday	March 2	Saturday	November 9
Sunday	March 3	Sunday	November 10
Saturday	March 23	Sunday	November 17
Saturday	April 27	Sunday	December 1
Saturday	October 12	Saturday	December 7
Sunday	October 13	Saturday	December 14
Sunday	October 20	Sunday	December 15

Try Sailing – Pirate Cub Scouts

This will be a fun and safe sailing activity for Cub Scouts at the Guide and Scout Water Activity Centre who wish to come and try sailing – led by a band of pirate brigands who will be in port on a brief break from sailing the high seas. Rovers and Venturers are invited to be a part of the team.

Bookings email gswac_bookings@scoutsvictoria.com.au

Saturday	February 10 2019
Saturday/Sunday	February 16-17 2019
Sunday	February 24 2019

Try Sailing Days/Sailing Regattas

BP Regatta – February 24 2019 organised by Sorrento Sea Scouts

Held in honour of Founder's Day, this is an opportunity to try or practice sailing or kayaking, or to compete in the regatta, on the beautiful waters of Port Phillip Bay, off Sorrento. Information via Be Informed or contact Sorrento Scout Group – gl.sorrentoseascouts@scoutsvictoria.com.au



Gretel Regatta and Try Sailing Day – Sunday April 28 2019 at Lake Karkarook, organised by 1st/14th Brighton

Formerly known as the Alcoa Cup, the regatta has been renamed the Gretel Trophy in honour of the first Australian yacht to challenge in the America's Cup, in 1962. This event is an opportunity to try or practice sailing, or to compete for the coveted trophy.

Brass Monkey – Date and rural location to be advised, organised by the Sailing Team, contact state.sailing@scoutsvictoria.com.au

Brass Monkey is a try or practice sailing event as well as a competitive sailing regatta for the coveted Brass Monkey Cup.

Admiral Napier Cup –Date TBA organised by 1st Victorian Sea Scouts

This event has been conducted since the 1930s when Admiral Napier himself would come to present the Cup. Activities include try sailing for new or novice sailors, the competitive sailing regatta for the coveted cup, an Iron Scout competition, seapersonship competition and pull boat row race.

Geelong Ice Breaker – Saturday November 16-17 2019 at Indented Heads

This exciting water activities and boating weekend is filled with lots of fun activities, including:

- Try sailing, sailing regatta, canoeing, canoe marathon, Ironperson competition, kayaking and sea kayaking.

Camp beside the Bay at Indented Head. Check it out on Facebook – Geelong Region Scouts Water Activities

Santa Sail – Sunday December 8 2019 at Sugarloaf Reservoir, organized by the Sailing Team, contact state.sailing@scoutsvictoria.com.au

Try and practice sailing, with Santa making an appearance if we have all been very good this year!

CHOOSE YOUR OWN ADVENTURE

Paddling (Canoe and Kayak)

Come and Try Canoeing – Sunday February 17 2019 Lilydale Lake

Open to all Sections this is a must do activity. Details available on website under Canoeing Activities or contact state.paddling@scoutsvictoria.com.au

Night Paddle – Saturday May 11 2019

This annual Night Paddle on the Yarra is a must for all experienced canoeists – Scouts to Rovers and Leaders. Details available on website under Canoeing Activities or contact state.paddling@scoutsvictoria.com.au

Anzac Day 2019 – April 25 2019

Each year, Groups are invited to attend events for ANZAC Day, both locally and within the Melbourne CBD. For information on local events, please contact your local RSL. The main ANZAC Day service is held on April 25 each year regardless of the day of the week – 2018 sees this day fall on Wednesday.

The Melbourne CBD event is broken down into three separate events: the Dawn Service, the Commemorative March and the Commemorative Service. Participation within the Melbourne event is optional; however there are requirements for uniform presentation, roles set aside for Venturers, Rovers and Leaders, and the ability for all Scouting members present to march together at the end of the Commemorative March.

Free public transport is available for all Scouts, Guides and ADF

Cadets on the day as long as they are in uniform. The events start from 6am (Dawn Service) and concludes with the commemorative Service by 1.30pm. Groups or Sections wishing to use this for the 'Their Service, Our Heritage' must complete the appropriate number of requirements based on the Section (two for Joeys/Cubs, three for all others). Leaders must meet the requirements of their respective Section.

It is a requirement of the event that all members register via the website – this is to ensure we can keep track of all members should a major incident occur. It is important that all of the details are supplied at the time of registration. From 2018 onwards, all members in uniform who wish to watch the March but not participate will also be required to register. The admin team at Federation Square will be able to assist you on the day with any questions. Further information regarding uniform, roles and TSOH resources can be found by visiting www.vsanzacday.sandmantech.com.au/ or contacting the team via email anzac@scoutsvictoria.com.au



Mountain Bike Spectacular (GWS Anderson) – Sun July 21 2019

The four hour mountain bike endurance race at GWS Anderson Scout Camp is the ultimate challenge for both experienced and less experienced riders. There is a limit of riders for this event and it is getting bigger and better every year so you absolutely do not want to miss out! Bookings are required, so keep an eye out in Be Informed for details.

Contact: campsite.gwsanderson@scoutsvictoria.com.au

Suburban Adventure Racing

Tuesday evenings during daylight savings, from October 2018 to March 2019 – eastern suburbs – 6pm-7pm and October 2019 to March 2020. Suitable for all Sections and families.

Suburban Adventure Racing is based on the popular sports of Rogaining (which was created by Rovers) and street orienteering. It provides walking, jogging and navigational training to any Section, their parents, any other members of the family/public or other organisations that want to come along and join in.

Visit: www.street.orienteering.com.au/

JOTA/JOTI - October 19-20 2019

Jamboree On The Air (JOTA) and Jamboree On The Internet (JOTI) is an annual event in which around 500,000 Scouts and Guides from all over the world make contact with each other by means of amateur radio and the internet.

Visit: www.sresu.asn.au/jota

Mafeking Amateur Radio Group

Mafeking Rover Park is the home of the Mafeking Amateur Radio Group - a brand new radio group focused on young people enjoying, learning, and using radios at the Park. The Group is supported by current Rovers and older members of Scouts Victoria, and is designed to give young people a hands on experience in learning all about amateur radio.

The group provide JOTA services for youth members to participate in both on site and on the air. Our call sign is VK3SCM, and further information on the group can be found at www.vk3scm.com.

CHOOSE YOUR OWN ADVENTURE

Scuba

Discover Scuba Dive is an opportunity to try out scuba diving in a controlled environment to see whether or not it meets personal expectations and might represent a challenge to be explored further.

A one and a half day snorkelling program has been developed, concentrating on safe preparation for and skills used in snorkelling, it involves both in and out of water skills.

Snorkelling days are a group event with half of the day discussing and exploring the intertidal area, and the rest snorkelling in groups experiencing the wonder of Victoria's very rich sea life.

Follow us on Facebook – Scout Scuba Facebook group.

Environment

Regent Honeyeater Weekend

2019 date to be advised via Be Informed and on website

Want to help conserve an endangered species or two? Learn some more about the world around you? Here is your chance!

The Regent Honeyeater Planting Weekend sees Scouts Victoria work with the Regent Honeyeater Project to re-establish native vegetation in key areas of the area near Benalla. This weekend is suitable for Venturers wishing to complete their VA Environment, as well as Scouts and Rovers.

Contact: sc.environment@scoutsvictoria.com.au

Science, Technology, Engineering And Maths (STEM)

Kieran Lim, State Leader STEM

Astronomy, navigation, pioneering construction with ropes and spars, radio communication, and science are just some aspects of science, technology, engineering, and maths (STEM), which are scattered through the program. Some of these already have their own specialist teams.

Do you want to run your own science night, or engineering night? Did you know that the State Q-Store has telescopes available for loan for you to run your own astronomy night? We can support your program through advice or assistance.

STEM will be one of the nine challenge areas in the new program. We are currently developing and collating resources that will allow you to run STEM activities in your Section. These resources are designed for adult and youth leaders, who do not have specialist STEM knowledge. These resources are also designed to use commonly available or low-cost equipment.

Are you a Leader who is already running STEM activities in your own Group? Please contact us if you are willing to help by sharing your ideas or giving advice to others.

Contact: sl.stem@scoutsvictoria.com.au

Bee Experience

GWS Anderson Scout Park Officer

Join the fun and experience of having a look into a live, fully operational bee hive. See what 60,000 bees look like and learn about the history and life cycle of a colony of honey bees.

Dates will be published in the Be Informed weekly e-newsletter.

Get a buzz out of Scouting!

Book now for a two hour information session for Joeys and Cubs or a two day badge course for Scouts and Venturers. Dates are flexible and weather dependent.

Contact: campsite.gwsanderson@scoutsvictoria.com.au

Cub Capers – Clifford Park Activity Centre

(Provided by an experienced team at Clifford Park Activity Centre)

The number of participants is limited to 36 Cub Scouts. Any number from a Pack may participate. The Pack operates under Pack Holiday rules as defined in the 2019 Info Book. Adults are required to attend at the ratio of one adult/Leader per six Cubs.

Each camp operates to a 'Theme' and participants are encouraged to dress accordingly.

All participants are accommodated in cabins which are carpeted, heated or fan cooled. All meals and activities are included in the cost. Information for 2019 camps and application forms via info@cliffordpark.com



CHOOSE YOUR OWN ADVENTURE

Heritage Centres

State Commissioner Heritage – sc.heritage@scoutsvictoria.com.au

Scout Heritage Victoria – A Scout Adventure Centre

The Scout Heritage Centre is open from February to November each year. Visits to the Adventure Centre are by appointment only.

The Scout Heritage team work at the Heritage Centre each Monday, so Leaders are welcome to walk in off the street between the hours of 10am and 3pm. The Heritage Centre is also open to the general public on Mondays.

Entry fee to the Scout Heritage Adventure Centre is \$5 per person, youth and adults. This also includes Leaders and parents.

Scout Heritage Victoria is extremely fortunate to have one of the best collections of Scouting memorabilia in Australia, if not worldwide. The recently completed and greatly improved Scout Heritage and Adventure Centre will showcase some of the finest Scouting memorabilia yet to be seen.



The Scout Heritage Centre has a wide range of interactive displays for both the youth members and Leaders to enjoy and to test their knowledge on their particular section in scouting.

Scout Heritage Victoria has set up an extensive range of noteworthy and attention-grabbing activities that you can build into your programs. To arrange a visit, all you need to do is register an enquiry on the Scout Heritage website.

Scout Heritage Open Day - May 19 2019

Leaders, parents and friends are invited to attend the open day at Scout Heritage Victoria, at 62A Mackie Road, Bentleigh East, from 11am to 4pm. This provides a great opportunity for you to visit the centre, to view the new displays and arrange for your youth Section visit. Light refreshments will be served during the day.

The open day enables adults with an opportunity to catch up with our dedicated and hard working team. Also, talk to the team members to find out how you can help with the preservation of our Scouting archives.

For further information, or to accept our open day invitation please email scout.heritage@scoutsvictoria.com.au

Geelong Scout Heritage Centre

The Geelong Scout Heritage Centre is located at 56 Russell Street, Newtown.

They are open on the third Sunday of each month from 10am to 3pm excluding January and September. Other times can be arranged by making a booking. To do this please call 0419 591 432. A gold coin donation is appreciated on entry. If you would like to contact the centre by mail please send to PO Box 727, Geelong 3220. Follow us on Facebook – Geelong Scout Heritage Centre

Pax Hill Heritage Centre, Ballarat

Pax Hill Campsite, Corner Fussell and Spencer Street, Ballarat, 3350. Bookings through the Camp Manager, on 5331 4956 or email info@paxhill.com.au

Radio Broadcasts

Inner FM 96.5 “Scouting Around” (Thursdays 6pm to 7pm) - the longest continuous running Scout Radio show in the world! Ideas and program content are welcome.

Contact: Peter Duckworth at scoutingaround@scoutsvictoria.com.au

Scout Band

The Scout Band offers an opportunity for players of any concert band instrument (ie. brass, reed, percussion) to gain experience from playing with a well-disciplined and well-rehearsed band. The band has approximately twenty-five members, and plays regularly at various Scout functions and commercial events when opportunities arise. Rehearsals are held on a regular basis (approximately every three weeks in the eastern suburbs). New members from all suburbs are always welcome.

Contact: Rod Savage scoutband@scoutsvictoria.com.au

Special Duties

Michael Baden-Powell, State Commissioner - Special Duties

To promote and support members of Scouting and Guiding nationally and internationally. Pleased to visit - initial contact essential (to check availability), with a confirmation letter giving event details and contacts.

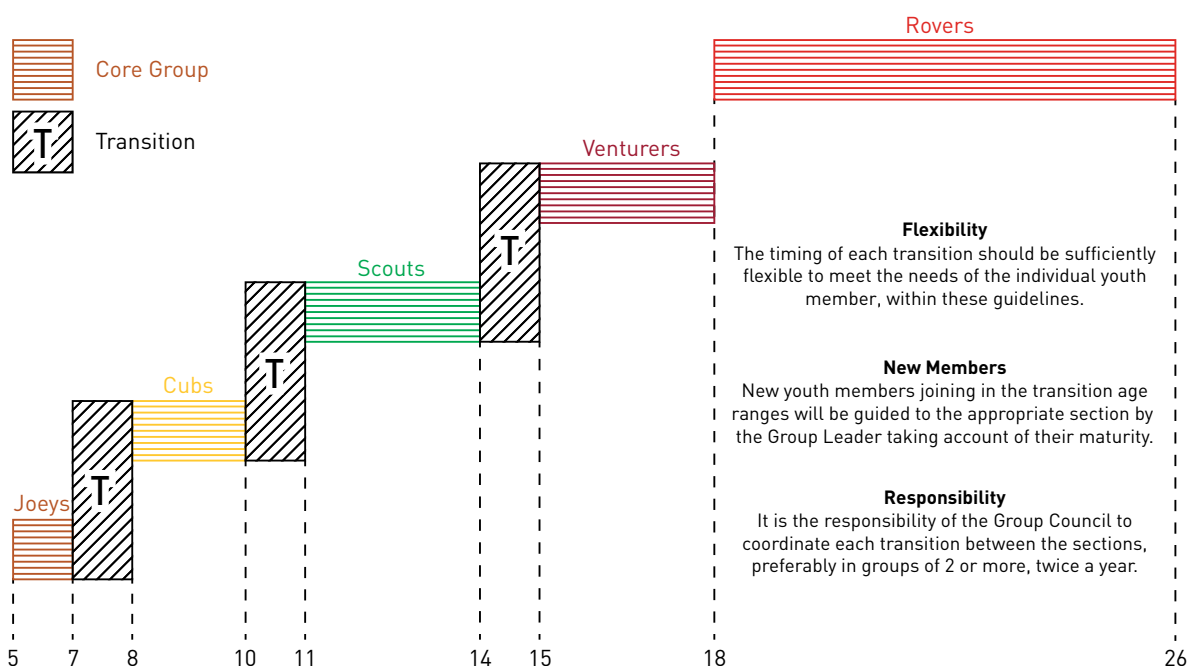
Contact: sc.specialduties@scoutsvictoria.com.au

YOUTH PROGRAM

AGE RANGES

- The chart below sets out the age ranges for each of the youth training Sections.
- These age ranges take into account the physical, emotional, intellectual and social maturity of each individual with flexible ages of transition
- It is the responsibility of the Group Council to co-ordinate the transition of each youth member between the Sections. It is preferable, but not mandatory, to arrange transitions (going up) in groups of two or more, twice a year. In exceptional circumstances relating to the development of the young person, young people may stay in the Section for longer times. The Group Council is to be involved in this decision.

Scouting - A 21 year experience, from 5th to 26th birthdays



Age Ranges “Short Form”

The age range chart above (in the extended format) provides a guide for the transition of youth between Sections. The following ‘short form’ provides the agreed ranges for use on brochures, flyers and banners, as it is more easily understood by the general public as a simple guide to the youth Sections.

- Joey Scouts 5-7 year olds
- Cub Scouts 8-10 year olds
- Scouts 11-14 year olds
- Venturer Scouts 15-17 year olds
- Rovers 18-25 year olds

Relevant Extracts from Scouts Australia Policy and Rules:

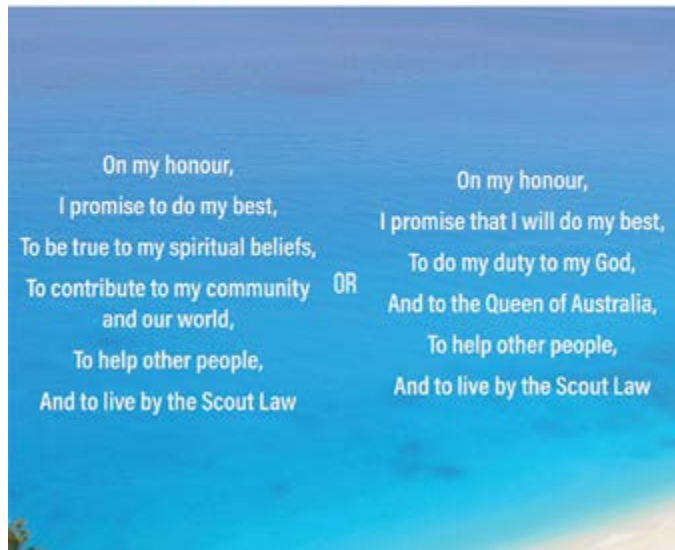
- The principal accountability of a Scout Group is to deliver the Scout Program to young people of the community in accordance with the Purpose, Principles and Method of the Scout Association. (APandR: P4.4 Scout Group).
 - The Scout Group is the Scout Movement operating in the local community. The Scout Group provides opportunities for young people to participate in an educational and recreational youth program, which offers progressive training in accordance with age and stage of development of members. (APandR: R4.2 Method).
 - A complete Group consists of a Joey Scout Mob, a Cub Scout Pack, a Scout Troop, a Venturer Unit and a Rover Crew but may at any time consist of one or more Sections. A Group may have multiple Sections of the one type. (APandR: R4.3(2))
 - The Group Leader ensures that each Section is adequately staffed by trained, competent and committed Leaders. (APandR: R4.4.1)
 - (APandR: P2 Duty of Care)
1. The authorised person in charge of an activity shall exercise the Duty of Care on behalf of Scouts Australia and parents or guardians.

YOUTH PROGRAM

2. Leaders planning an activity for which they do not have the prescribed qualifications to enable them to exercise the responsibilities of the authorised person in charge, shall obtain an appropriately qualified person to conduct the activity. That person shall conduct the activity to the requirements of Scouts Australia and shall be the authorised person in charge of the activity.

PROMISE AND LAW

AUSTRALIAN SCOUT PROMISE



AUSTRALIAN SCOUT LAW



SCOUT METHOD

In August 2017 the Scout Method was updated in Australian Policy and Rules August 2017 and is contained in Preamble 8.

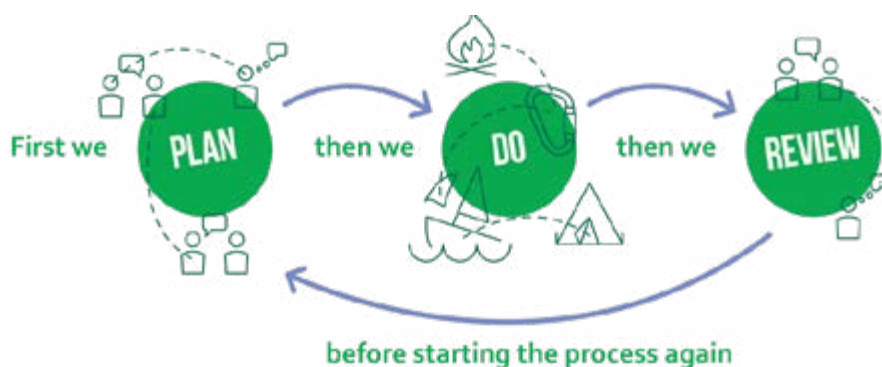
The Scout Association of Australia achieves its purpose through a system of progressive self-education, known as the Scout Method, the principal elements of which are:

- 1. Community Involvement
- 2. Learning by Doing
- 3. Nature and the Outdoors
- 4. Patrol System
- 5. Personal Progression
- 6. Promise and Law
- 7. Symbolic Framework
- 8. Youth Leading, Adult Supporting

PLAN, DO, REVIEW

All Sections should be using Plan > Do > Review

Further information can be found at www.ypr.scouts.com.au/projects/plan-do-review/



YOUTH PROGRAM

PROGRAM

Support Team

The team meets monthly, comprising of State Commissioners for each youth Section; a State Youth Council representative; Victorian Rover Council representative; the State Commissioners Diversity and Inclusion, Adventurous Activities, International and Environment; and the Assistant Chief Commissioners - Program. The purpose of this Council is to maintain communication and relationships between all youth Sections, adventurous and other activities; and develop cross program initiatives.

Program planning templates

A trilogy of program planning templates has been developed to assist Section Leaders to provide challenging and balanced programs. The three documents (three for each of five Sections) will assist annual planning, term/weekly plans, and an end of term review. These resources and program ideas may be accessed from resources on Scout Central.

Scouts in Action month

This program provides great program resources for all Sections - material at www.scoutsinactionmonth.com

- 2010: First Aid
- 2011: Disability Awareness
- 2012: International Scouting
- 2013: Community Engagement
- 2014: Bullying
- 2015: Environment
- 2016: Cub Scout Centenary
- 2017: Time to be Creative
- 2018: Scientific

Messengers of Peace

Scouts around the world have logged one billion service hours! Is your service logged too? These hours, small and large, registered on the World Scouting Messengers of Peace map by all youth members are local community, environmental and capacity-building projects through the Messengers of Peace Program.

Scouts are already doing great things in their community. Through good turns and community service, Scouts are making the world a better place and spreading a culture of peace. The Messengers of Peace program aims to highlight this work by supporting Scouts' community service and encouraging Scouts to share their actions with others to help build a global network of service. If a Scout does a service action and shares it with others, they can earn a Messengers of Peace badge. The main goal is to inspire Scouts to continue their community service or to join efforts with other Scouts from around the globe.

You can earn the Messengers of Peace badge in four steps:

1. Inspire: Explore and research about local problems, people in action and good practices.
2. Learn and decide: Identify your motivation and talents. Choose a field of action. Select useful knowledge, skills and ideas to apply.
3. Do: Plan your actions, execute, monitor, evaluate and report.
4. Share: Share what you did, your experiences, outcomes and learnt lessons.
5. Review and start planning your next project and sign off in your Award Scheme

Log in to Scout Central from www.scoutsvictoria.com.au for the Messengers of Peace Guidelines for all Sections.

We hope you will enjoy your personal journey as much as we do, and we hope you will find this guideline useful in your personal progression as a Scout, active citizen and Messenger of Peace.

Breaking The Cycle – Bullying is not part of Scouting.

Scouts Australia is in partnership with the Alannah and Madeline Foundation for the Bullying-Breaking the Cycle Project which commenced in 2014 and it is grateful for funding provided through the WOSM, Messengers of Peace initiative via the Asia Pacific Forum. The Facebook page Breaking the Cycle - Bullying, it's not part of Scouting is updated regularly and carries messages and videos suitable for use with youth.

This new facet of the youth program was approved by National Operations Committee in June 2016 and it is now a part of the Award scheme in all Sections. Details can be obtained at www.breakingthecycle.scouts.com.au and details will be in the re-print of the youth Record Books. Section resource booklets can be downloaded from this website.



YOUTH PROGRAM



OUR PROGRAM

John Kerr, State Commissioner - New Program Implementation

Our Program

The adventure continues! The new program for Scouting in Australia provides one continuous journey across all youth Sections.

At the beginning of each year, Victoria will launch a manageable portion of the new program, which we have called 'Our Program'. In later years the award schemes will gradually be updated. At that time, youth who have partially completed an award or the pathway to the peak award, will be permitted to choose whether to continue with the old program or upgrade to the Our Program and mix and match as deemed appropriate. Throughout our implementation no youth member will be disadvantaged.

As all of Victoria grows together, ongoing support for our program is being provided by our fantastic existing program teams led by the State Commissioner of each Section. To stay up to date, please make sure you are a regular attendee of your section's District Training Meeting, Wandarrah, Seonee, Mindari, District Venturer Council or Rover Councils.

2018

In 2018 every Scout Group across Australia was encouraged to reflect on their use of the fundamentals of Scouting. We also provided a definition of Youth Leading with Adult Support. By meeting these requirements you are entitled to wear the New Program white scarf ring to remind you of that commitment and that you have joined the journey. These rings and other New Program resources are available from <https://scoutshop.com.au/typr/resources>

2019

In 2019 we are reinforcing the challenge areas in our youth program. This program focus will be released at the Group Leader conference in February and supported by all sections through the year.

2020

In 2020 we will be recording youth participation, youth assisting and youth leading. More details on this as we get closer.

Stay up to date with Our Program roll out in Victoria, see some answers to frequently asked questions and see our full roll out timeline by visiting our web page via the 'Our Program' button on the Scouts Victoria web site.

In 2018 each Group was sent a printed copy of the Adventure Journey poster for display in all Scout Halls. How is your Group tracking, are you on the train?

Contact: john.kerr@scoutsvictoria.com.au

National YPR Website: www.ypr.scouts.com.au

In 2018 each Group was sent a printed copy of the Adventure Journey poster for display in all Scout Halls. How is your Group tracking, are you on the train?



YOUTH PROGRAM



YOUTH

Annie Asquith, Assistant Chief Commissioner - Youth Advocacy and Leadership
Scouts Victoria seeks to be a program that is led by young people and supported by adults.

Youth Leading, Adult Supporting

Scouts Victoria's youth leading, adult supporting structures are evolving. Keep an eye out for more information in 2019 on how you – or any youth members you support – can get involved.

Youth Led Teams

Many events, committees and councils have adopted a youth led framework. These include – but are not limited to:

- State Scout Council Youth Members (see Youth Program – Scouts for more information)
- State Youth Venturer Council (see Youth Program – Venturers for more information)
- Diversity and Inclusion support teams, such as the Pride March event management team (contact sc.diversity@scoutsvictoria.com.au for more information).
- Events such as Cuboree, Stradbroke Cup and Vic Gathering (contact individual events, and if they don't already have a structure in place, ask if you can help them)

If you would like support in expanding the youth involvement in your team, contact acc.youth@scoutsvictoria.com.au.

Refer: www.scoutsvictoria.com.au/age-sections-adults/member-resources/the-new-program/ How can our youth members lead?

Plan> Do> Review

As part of developing youth leadership in Scouting, we want all of our members to be using the tool Plan > Do > Review (P>D>R). This means that you PLAN an activity, DO an activity, and then REVIEW the activity, so that when you start planning again for next time, you can do it even better.

For more resources on P>D>R, please see www.ypr.scouts.com.au/projects/plan-do-review/.

You + Lead

You + Lead is the premier personal and leadership development program available to older Scouts, Venturers, and Rovers across Australia. Participation in the program consists of one state-based course (YOU), and then, should a participant wish to continue with the program, an application to attend the week-long nationally-run LEAD course. The LEAD course is only open to a select number of individuals each year.

For more information, please see www.scouts.com.au/nyp/you-lead-leadership-program. Further details will also be publicised through Victorian channels throughout the year, including application dates.



YOUTH PROGRAM



JOEY SCOUT SECTION

Sue Humber, State Commissioner - Joey Scouts

The Joey Scout Section is a training Section that provides an educational program in a Scouting and FUN atmosphere.

- To develop a sense of sharing
- To develop a sense of personal identity through exploration of surroundings and nature
- To develop a sense of belonging
- To develop a spiritual awareness
- To develop a sense of responsibility for one's self and one's actions

State Joey Scout Council

State Commissioner Joey Scouts	Sue Humber	sc.joey@scoutsvictoria.com.au
Assistant State Commissioner Joey Scouts	Vicki Sykes	asc.joey@scoutsvictoria.com.au
Joey Scout Commissioner Bays	Belinda Johnson	joey.comm.bays@scoutsvictoria.com.au
Joey Scout Commissioner Geelong	c/o Sue Humber	joey.comm.geelong@scoutsvictoria.com.au
Joey Scout Commissioner Gippsland	Mellana Sarton	joey.comm.gippsland@scoutsvictoria.com.au
Joey Scout Commissioner Lerderderg	c/o Sue Humber	joey.comm.lerderderg@scoutsvictoria.com.au
Joey Scout Commissioner Loddon-Mallee	c/o Sue Humber	joey.comm.loddonmallee@scoutsvictoria.com.au
Joey Scout Commissioner Melbourne	c/o Murray Taylor	joey.comm.melbourne@scoutsvictoria.com.au
Joey Scout Commissioner Mt Dandenong	Ann Naughtin	joey.comm.mtdandenong@scoutsvictoria.com.au
Joey Scout Commissioner Northern	c/o Alison Woodhead	joey.comm.northern@scoutsvictoria.com.au
Joey Scout Commissioner Plenty Valley	Alison Woodhead	joey.comm.plentyvalley@scoutsvictoria.com.au
Joey Scout Commissioner Western	c/o Alison Woodhead	joey.comm.western@scoutsvictoria.com.au
Joey Scout Commissioner West Coast	c/o Sue Humber	joey.comm.westcoast@scoutsvictoria.com.au
Training Team – LT Joey Scouts	Helen Webster	helen.webster@scoutsvictoria.com.au
Training Team – LT Joey Scouts	Rosemary Redgrave	rosemary.redgrave@scoutsvictoria.com.au
Training Team – ALT Joey Scouts	Andy Butt	andrew.butt@scoutsvictoria.com.au
Training Team – ALT Joey Scouts	Judith Niven	judith.niven@scoutsvictoria.com.au
Training Team – ALT Joey Scouts	Troy Kenward	troy.kenward@scoutsvictoria.com.au

Leader Ratio

The ratio of adults to Joey Scouts shall be one adult to five children. The use of Adult Helpers and Youth Helpers is encouraged. Ratios for all other activities should be covered in the Risk Management Plan submitted to the Group Leader which will depend on the particular activity and youth members involved. For further guidance contact your Joey Scout Commissioner (APandR: R5.4.2).

Note: An adult is defined as a person at least 18 years old.

Parent Roster

The use of the Parent Roster in the Joey Scout Section is essential; there are great benefits to be gained from incorporating parents, care givers, grandparents or a family representative – minimum age of 15 years, into the weekly Mob meeting.

- The family representative rostered on is there to assist and support the Leadership Team
- They are not to be in charge of Joey Scouts

Four Badges for Joey Scouts

Gained by participation - Environment Challenge; Care and Share; Buddy and Adventure Challenge. Requirements for all challenges can be found on the Joey Scout web pages www.scoutsvictoria.com.au

The Joey Scout Promise Challenge

The Promise Challenge is the top award for a Joey Scout which is designed to challenge the individual Joey Scout. The challenge is worked on individually by the Joey Scout with assistance if required by the Joey Scout Leader. The Promise Challenge is not to be incorporated into the Mob program.



YOUTH PROGRAM

The challenge is approved by the Joey Scout Leader and the application form forwarded to youthawards@scoutsvictoria.com.au to be recorded. The badge and certificate will be sent to the Joey Scout Leader for presentation to the Joey Scout.

The aim of this challenge is to extend Joey Scouts to gain a greater understanding of the Promise and Law and to learn about our founder, Lord Robert Baden-Powell and the history of Scouting. The challenge is to be completed by the Joey Scout, before their eighth birthday and before investiture as a Cub Scout.

State recognition days are held twice a year to congratulate the Joey Scouts on their fine achievement; May 20 and October 21.

Try Cub Scouts Badge

The Try Cub Scout Badge is available for all Joey Scouts to encourage them to link to the Cub Scout Section. The requirements for the Try Cub Badge are for the Joey Scouts to attend and participate in a Cub Scout activity and learn the theme of the Cub Scout Section. The badge is worn on the right shoulder of the Joey Scout uniform and is available from the State Cub Scout Commissioner.

Wandarrah

- A monthly meeting held by a District Joey Scout Leader and Region Joey Scout Commissioner
- To ensure quality programming and learning from others
- Incorporates a training element
- Networking with other Joey Scout Leaders
- Requirement as part of the Joey Scout Leader's role

MC4 – Mob Council Four

- Informal meeting for all members held four times per term.
- What they would like to do at Joey Scouts (PLAN)
- Empowering Joey Scouts to have a say and taking charge of a game or activity that they select (DO)
- Discussion on what the Joey Scouts have done in the past term (REVIEW)

Joey Scout - Want To Go Camping?

Step 1: Read the following policy.

Step 2: You cannot be the Leader in Charge until you have assisted and been involved in planning a camp before, so have a Cub Scout Leader or Scout Leader assist you as the Leader in Charge for the first time, or combine with Scouts for the first camp!

Step 3: PLAN - like a sleepover program and go for it!

Scouts Victoria Guidelines

Mob holidays, camping under canvas, sleepovers, exchange and inter-state visits

To be read with AP and R, P2.1 and P2.2 - Duty of Care, authorised person in charge, R12.8 Provisions for male and female members. In keeping with general rules relating to overnight camps and hikes in the Scout Association, Joey Scouts may participate in camps under canvas and/or Mob Holidays using dormitory accommodation.

1) Authority

The Group Leader (or the nominated Leader in Charge of the Group) has the authority to approve overnight activities for the Joey Scout Section subject to the following requirements:

- Be satisfied that the Joey Scout Leader in Charge of the specified above activity has the required Scouting qualifications – refer 3) below.
- The Joey Scout Leader in Charge of the activity will submit all documentation e.g. program, catering arrangements, staffing, and Scout Safe risk assessment to the Group Leader four weeks in advance of the activity and updated when changes occur.
- For interstate travel the Group Leader will ensure that the appropriate Interstate Travel Approval form is completed and passed to Membership Support at Victorian Scout Centre for local approval and forwarding to the host state.
- In the event that a Group Leader is unsure about Mob Holidays, Camps or other activity then assistance may be gained from the District Leader Joey Scouts or Joey Scout Commissioner for the Region.
- District Joey Scout Leaders have the responsibility of ensuring that Joey Scout Leaders are provided with the support and adequate resources required for the running of Mob Holidays and Camps effectively.

2) Youth members attending:

- Must be registered members of the Scout Association.



YOUTH PROGRAM

- New Joey Scouts attending a Mob Holiday to be invested as a Joey Scout must be registered prior to attending the Mob Holiday.
- 3) The Leader in Charge of the Mob Holiday, Camp, Sleepover, Exchange or Interstate visit shall hold the following qualifications:
- Be the holder of a current Certificate of Adult Leadership in the Joey Scout Section.
 - Have assisted on and been involved in the planning of at least one other Mob Holiday, Camp or Sleepover as appropriate for the planned activity.
 - When a Joey Scout Leader has not been had the opportunity to assist on a Mob Holiday or camping under canvas, the Leader in Charge must be a Cub Scout Leader or Scout Leader (Woodbadge/Advanced Leadership Certificate).
- 4) The team shall consist of the following:
- At least two Leaders who have held a Certificate of Adult Leadership in the Joey Scout Section who must be present at all times (one of these may be the Leader in Charge).
 - There must be at least one adult for every five Joey Scouts present.
 - A designated First Aider with current Level 2 First Aid certificate. The First Aider shall have no duties that would prevent them from being with the Joey Scouts at every activity.
 - Any adult other than registered Leaders who is staying overnight must be registered with the Association as an Adult Helper or Group Rostered Parent and hold a current Working With Children Check Card before attending the Mob Holiday. Refer Mandatory Training
- 5) The Mob Holiday or Camp or Sleepover will be equipped as follows:
- Sufficient sleeping bags or blankets shall be provided to enable each Joey Scout to make a separate bed.
 - Separate accommodation, tents, or suitably partitioned dormitories are required for boys, girls, male and female adult Leaders.
 - Adequate toilets and showers shall be available adjacent or close to sleeping accommodation. The only exception is where the camp is situated in a national park where the authority responsible for ongoing management of the park manages disposal of human and washing wastes. It is expected that 'Minimal Impact' and good camping principles will be observed.
- 6) Restrictions and prohibitions relating to lighting of fires, especially out of doors, to be strictly observed.
- 7) A Sleepover is to be of one night's duration sleeping inside your own hall and should not exceed 24 hours of total activity time. If the sleep-over is to be in another location, then Mob Holiday rules will apply.
- 8) Exchange Visits
- A copy of the all arrangements including transport and staffing for an exchange visit is to be sent to the District Commissioner and Group Leader of each District/Group involved.
- 9) Interstate/Overseas Travel

Mobs proposing to travel outside Victoria shall make prior application for approval (you can find 'Interstate Travel' Approval form on the Scouts Victoria website). The State Commissioner Joey Scouts approves the application and all arrangements including travel and staffing are to be included. Overseas travel needs to be discussed with State Commissioner – International as well as State Commissioner – Joey Scouts.

District and Region activities and Group camps

Joey Scouts may participate in District and Region Mob Holidays and Camps under Canvas in accordance with the same rules as for Joey Scout Mobs. The District or Region Commissioner shall give approval for these activities. In the case of a Group Camp, the Group Leader must ensure that the Mob Holiday Rules are enforced for any Joey Scouts attending. This is to ensure measures protecting the health, safety and wellbeing of the Joey Scouts are observed.

YOUTH PROGRAM



CUB SCOUT SECTION

Elizabeth, State Commissioner - Cub Scouts

State Cub Scout Council

State Commissioner Cub Scouts	Elizabeth Thomson	sc.cubs@scoutsvictoria.com.au
Assistant State Commissioner Cub Scouts	Nicki Coffey	asc.cubs@scoutsvictoria.com.au
Cub Scout Commissioner Bays	Wayne Hicks	cubs.comm.bays@scoutsvictoria.com.au
Cub Scout Commissioner Geelong	Christine Mooney	cubs.comm.geelong@scoutsvictoria.com.au
Cub Scout Commissioner Gippsland	c/o Elizabeth Thomson	cubs.comm.gippsland@scoutsvictoria.com.au
Cub Scout Commissioner Lerderderg	Lois Buchanan	cubs.comm.lerderderg@scoutsvictoria.com.au
Cub Scout Commissioner Loddon-Mallee	c/o Elizabeth Thomson	cubs.comm.loddonmallee@scoutsvictoria.com.au
Cub Scout Commissioner Melbourne	Murray Taylor	cubs.comm.melbourne@scoutsvictoria.com.au
Cub Scout Commissioner Mt Dandenong	Bob Browne	cubs.comm.mtdandenong@scoutsvictoria.com.au
Cub Scout Commissioner Northern	Peter King	cubs.comm.northern@scoutsvictoria.com.au
Cub Scout Commissioner Plenty Valley	c/o John Kerr	cubs.comm.plentyvalley@scoutsvictoria.com.au
Cub Scout Commissioner Western	West c/o Murray Taylor	cubs.comm.western@scoutsvictoria.com.au
Cub Scout Commissioner Western	East c/o Lois Buchanan	cubs.comm.western@scoutsvictoria.com.au
Cub Scout Commissioner West Coast	c/o Peter Jarry	cubs.comm.westcoast@scoutsvictoria.com.au
State Leader, Programme Support Specialist	Louise Ciddor	cubprogramsupport@scoutsvictoria.com.au
State Leader, Programme Support Specialist	Michael Wong	cubprogramsupport@scoutsvictoria.com.au

Travelling Brain Box

Running short of program ideas, need help with a theme, just need someone to bounce ideas off. Then you should contact our Cub Scout Program Specialists, Louise Ciddor and Michael Wong. They are both State Leaders as Program Support Specialists for the Cub Scout Section. This team exists to support Cub Scout Leaders and District Cub Scout Leaders with program and program delivery. They are also available to run a program session at Seonee.

Contact Louise and Michael via email cubprogramsupport@scoutsvictoria.com.au

Pack Holidays, Camping Under Canvas, Sleepovers, Exchange and Inter-State Visits

To be read with AP and R, P2.1 and P2.2 - Duty of Care, authorised person in charge, R12.8 Provisions for Male and Female Members. In keeping with general rules relating to overnight camps and hikes in the Scout Association, Cub Scouts may participate in camps under canvas and/or Pack Holidays using dormitory accommodation.

Pack Holidays

- 1) Authority
 - The Group Leader (or the nominated Leader in Charge of the Group) has the authority to approve overnight activities for the Cub Scout Section subject to the following requirements -
 - Be satisfied that the Cub Scout Leader In Charge of the specified above activity has the required Scouting qualifications – refer 3) below.
 - The Cub Scout Leader In Charge of the activity will submit all documentation e.g. program, catering arrangements, staffing, contact numbers and Scout Safe risk assessment to the Group Leader well in advance of the activity.
 - For interstate travel the Group Leader will ensure that the appropriate Interstate Travel Approval form is completed and passed to Membership Support at Victorian Scout Centre for local approval and forwarding to the host state.
 - In the event that a Group Leader is unsure about Pack Holidays, Camps or other activity then assistance may be gained from the District Leader Cub Scouts or Cub Scout Commissioner for the Region.
 - District Cub Scout Leaders have the responsibility of ensuring that Cub Scout Leaders are provided with the support and adequate resources required for the running of Pack Holidays and Camps effectively.
- 2) Youth members attending -
 - Must be registered members of the Scout Association.
 - New Chums attending a Pack Holiday to be invested as a Cub Scout must be registered prior to attending the Pack Holiday.
- 3) The Leader In Charge of the Pack Holiday, Camp, Exchange or Interstate visit shall hold the following qualifications -

YOUTH PROGRAM

- Be the holder of a current Certificate of Adult Leadership in the Cub Scout Section.
 - Have assisted on and been involved in the planning of at least one other Pack Holiday, Camp or as appropriate for the planned activity.
- 4) The team shall consist of the following -
- At least two Leaders who have held a Certificate of Adult Leadership in the Cub Scout Section who must be present at all times.
 - There must be at least one adult for every six Cub Scouts present.
 - A designated First Aider with current Level 2 First Aid certificate. The First Aider shall have no duties that would prevent him or her from being with the Cub Scouts at every activity.
 - Any adult other than registered Leaders who is staying overnight must be registered with the Association as an Adult Helper or Group Rostered Parent and hold a current Working With Children Check Card before attending the Pack Holiday. Refer Mandatory Training
- 5) The Pack Holiday or Camp will be equipped as follows -
- Sufficient sleeping bags or blankets shall be provided to enable each Cub Scout to make a separate bed.
 - Girls and boys are to be accommodated separately.
 - Adults and youth must sleep in separate cabins or tents.
 - Adequate toilets and showers shall be available adjacent or close to sleeping accommodation. The only exception is where the camp is situated in a national park where the authority responsible for ongoing management of the park manages disposal of human and washing wastes. It is expected that "Minimal Impact" and good camping principles will be observed - See Environment section.
- 6) Restrictions and prohibitions relating to lighting of fires, especially out of doors, to be strictly observed.

Sleepover

A sleepover is to be of one night's duration sleeping inside your own hall and should not exceed 24 hours of total activity time. If the sleepover is to be in another location, then Pack Holiday rules will apply.

Youth members attending sleepovers must be registered members of the Scout Association. New Chums attending a Sleepover to be invested must be registered prior to attending.

The Leader in Charge of the Sleepover shall hold a Certificate of Adult Leadership in the Cub Scout section.

At least one adult for every six Cub Scouts shall be present.

Any adult other than registered Leaders who is staying overnight must be registered with the Association as an Adult Helper or Group Rostered Parent and hold a current Working With Children Check Card before attending the Sleepover.

7) Exchange Visits

A copy of the all arrangements including transport and staffing for an exchange visit is to be sent to the District Commissioner and Group Leader of each District/Group involved.

8) Interstate/Overseas Travel

Packs proposing to travel outside Victoria shall make prior application for approval - see "Interstate Travel" –Approval form. The State Commissioner Cub Scouts approves the application and all arrangements including travel and staffing are to be included. Overseas travel needs to be discussed with State Commissioner International as well as State Commissioner Cub Scouts.

District And Region Activities And Group Camps

Cub Scouts may participate in District and Region Pack Holidays and Camps under Canvas in accordance with the same rules as for Cub Scout Packs. The District or Region Commissioner shall give approval for these activities. In the case of a Group Camp, the Group Leader must ensure that the Pack Holiday Rules are enforced for any Cub Scouts attending. This is to ensure measures protecting the health, safety and wellbeing of the Cub Scouts are observed.

Pack Holiday Centres

Scout campsites as listed in the Campsites section of this book have facilities suitable for Pack Holidays. These include Cub Scout age activities, comfortable dormitories, separate Leader accommodation and a suitable kitchen. It is imperative that a Cub Scout Leader responsible for leading a Pack Holiday visits the proposed facilities before deciding on a suitable venue. Upon determining the suitability of a camp for Cub Scouts it is the Cub Scout Leader's decision whether to proceed. The following list may change from time to time. Please check the online version of this book when choosing a venue.

Other sites currently used for indoor accommodation are those listed in the booklet issued by the Camping Association of Victoria. This publication is issued biannually and copies can be obtained from the Camping Association of Victoria.



YOUTH PROGRAM

- Bay Park – Mt Martha
- Bell Park – Nyora
- Brucknell – Timboon
- Camp Niall – Moorooduc South
- Camp Warringal – Whittlesea Nth
- Caringal – Tyers Junction near Erica
- Clifford Park – Wonga Park
- Eumeralla – Anglesea
- Gilwell – EMD Centre, Spring Lodge, Switzer Lodge – Gembrook
- Pax Hill – Ballarat
- Rowallan Recreation/Advent. Camp – Riddells Creek
- Treetops - Riddells Creek

Bring a Friend Badge

Bring a Friend to your Cub Pack night and you can earn the Bring a Friend Badge.

You might even want to organise a Bring a Friend night and have several new members all attend on the same night.

Then you can make a fun night out of it and grow your Group as well.

How to earn:

- To be awarded to a youth member who brings a friend (not a current member) to at least three meetings/activities during which they (and their Leaders) teach the friend a simple Scouting skill from that section and the friend learns something about the next Section, which could simply be who they are, what they do etc.
- The friend does not have to join Scouting for the youth member to earn the badge. We rely on our program being exciting enough to encourage them to join.

Placement on uniform

- The badge is to be placed on the bottom of the left sleeve, above the Link Badge(s).
- It should be removed when the youth member moves to the next Section.
- What about additional friends?
- A youth member may earn additional badges, if they 'bring more friends', but only one badge may be worn – additional badges can be used on blankets etc.

Camp Out Badge

This badge can be earned by all Cub Scouts at any time and is also a pre-requisite for Cuboree. The intention of the Camp Out Badge is for Cub Scouts and their Leaders to gain experience camping under canvas in a bush setting. The requirements for the Camp Out Badge are:

- 1) During a holiday period, the Cub Scout should pack a bag for four days/nights duration. The Cub Scout is to use only that gear over the four days and will also wash and dry their own crockery and cutlery during that period. The Cub Scout is to be aware of the need for good hygiene, storing and packing clothes away correctly and wearing appropriate clothing for activities.
 - 2) Camp out at home either in the backyard or on the floor in a sleeping bag and learn to use their torch to get to the bathroom etc. in the dark.
 - 3) Attend two sleep-overs or the equivalent experience from additional Pack Holidays.
 - 4) Attend a Pack Holiday under canvas of two night's duration where Cub Scouts are involved in cooking a meal.
 - 5) The Cub Scout is to demonstrate that they can erect, dismantle and pack up a tent as a team with other Cub Scouts.
 - 6) The Cub Scout is to convey to the Cub Scout Leader that he/she is aware of the need for everyone to practice good hygiene, including eating healthy food, drink lots of water and report any illnesses or injuries, whilst on pack holidays/camps.
- 1) and 2) are to be signed off by the parent/guardian. The parent/guardian will then be aware that Cub Scouts need to be prepared for overnight camps and especially Cuborees. The badge may be worn on the uniform with other specialist badges that are worn on the right sleeve. Cub Scout Leaders will approve the badge. The badge is available from the Victorian Scout Centre and there is no charge for Camp Out Badges.

State Cub Commissioner Challenge

This is a challenge for all members of the Pack and it all starts at Pack Council.

The Challenges will change each year as does the edging colour of the badge.

All the details are on this link www.scoutsvictoria.com.au/age-sections-adults/cub-scouts/state-cub-commissioner-challenge/

This is all about the Cub Scout – planning, organising, managing and reviewing their activities for the Pack. In Scouting we call this Plan>Do>Review.

Let the State Commissioner for Cub Scouts know that your Cub Scout Pack is taking up the challenge via sc.cubs@scoutsvictoria.com.au. Have fun with the challenge, be adventurous, be creative and make it your own.

Once completed send an email to sc.cubs@scoutsvictoria.com.au and describe in bullet points the review of the activities by the Cub Scouts. Advise the number of current Cub Scouts in your Pack and the name and address of the Cub Scout Leader or the nominated Cub Scout who is to receive the badges and certificate on behalf of the Pack. The 2018 Cub Scout Commissioner Challenge badges will then be sent out to your Pack. The badge is to be worn on the right sleeve of the uniform with the Specialist Badges.



YOUTH PROGRAM

Camper Award

The Camper Award Badge depicts the total number of nights spent camping under canvas while on approved Scouting activities. School camps and family holidays don't count. It is required that these nights be spent under canvas or under the stars. Any indoor camp or non-Scouting camps do not count towards achieving this Award.

The requirements for the badge can be started at the Joey Scout level and continue to be added through to the Rover Scout section. The number of nights camped can be recorded on Scout Central. Some record books also have space to record camps.

- Each youth member should commence and maintain their personal log which details the number of nights spent camping and distance covered in hiking/canoeing etc.
- This is an ongoing tally that progresses through all Sections. When a youth member links to the next Section, they just keep adding the nights to their log.
- Approval for the badge is via the method of approval for other badges for the Section e.g. Leader for Cub Scouts.
- When a new badge is earned, it replaces the previous badge. Only one badge is to be worn at a time. Once you have reached the maximum number of nights on the highest badge you have, you keep wearing that badge.

This badge is to be worn above the pocket of the uniform below the World Badge.

Neighbourhood Watch (NHW) Badge

The NHW badge was formed with the cooperation of Scouts Victoria, Victoria Police and Neighbourhood Watch. The NHW badge is a Pack badge and is to be completed by the Pack as a whole. The requirements for the NHW badge are to complete two tasks from each of A, B and C.

A. Investigate

What telephone number do you ring when there has been an accident/incident? What are the main household security issues you should be aware of?

What are your personal safety issues you need to be aware of?

B. Skill

Using a fluoro pen or engraver under adult supervision, mark your mother or father or guardian's driver's licence number onto your TV, bike, computer(s) and any other items of value. Then take photos of your items, and store them in a safe place.

Briefly explain what Neighbourhood Watch does and how it can benefit you as a Cub Scout.

C. Activity

Get your local NHW coordinator (police member) to talk to you about NHW. Organise with your local NHW coordinator (police member) to attend your Pack and present their NHW badges. The badge is worn on the right sleeve of the uniform. The badge is available from the Victorian Scout Centre at no charge.

Service Award

From the time you are invested as a Joey, as the first year clocks over, you are presented with a "1" year Service Award. For each full year you are in a Section for, you replace your "1" badge with a "2", then a "3". This badge can stay on your uniform right through Cubs, Scouts, Venturers and Rovers and you can get yellow, green, maroon and red Service Awards respectively for your time in those Sections and if you came up from Joeys, you may have a tan coloured one from there as well.

Walkabout Award

The Walkabout Award Badge is earned for the total kilometres travelled under human power through a youth member's time in Scouting. The minimum distance to be counted toward the tally for Joey Scouts and Cub Scouts is 1km while it is 5kms for all others. Journeys taken in a canoe, kayak, skis or a bicycle are divided by two e.g. a 20 km bike hike earns 10 km to the Award. Day and overnight journeys, provided they are over the minimum distance for the Section, may be included for the Award.

The requirements for the badge can be started at the Joey Scout level and continue to be added through to the Rover Section. These can be recorded on the Scout Central register sheet by your Leaders. Some record books also have a personal log section.

- Each youth member should commence and maintain their personal log which details the number of nights spent camping and distance covered in hiking/canoeing etc.
- This is an ongoing tally that progresses through all Sections. When a youth member links to the next Section, they just keep adding the nights to their log.
- Approval for the badge is via the method of approval for other badges for the Section e.g. Leader for Joey Scouts and Cub Scouts or Troop, Unit and Crew Council.

YOUTH PROGRAM

- When a new badge is earned, it replaces the previous badge. Only one badge is to be worn at a time. Once you have reached the highest number of kilometres that there is a badge for, you keep wearing that badge.

The badge may be worn above the pocket of the uniform below the World Badge.

Cuboree- October 2020 - NEW HORIZONS

Monday September 28 – Friday October 2 2020

Our next Cuboree will be full of NEW HORIZONS for Cub Scouts. This major event runs in October every three years.

Pack Councils

Pack Councils are regular meetings held between the Cub Scout Leader (or ACSL) and their Sixers and/or Seconds. These meetings are a mandated part of the Cub Scout Program, as they allow the Cub Scout to identify their role in the leadership of the Cub Pack.

The Pack Council is also a venue for ideas and thoughts about future events and themes and it allows all Cub Scouts to have a say in the running of the Pack. The State Cub Scout Council asks all Packs to conduct Pack Councils at least once a term and invite representative Sixers to participate in a District Seeonee.

PC4 - Pack Council Four

Pack Councils provide an opportunity for greater youth involvement and engagement which leads to youth empowerment. Pack Councils introduce and reinforce the Patrol System in the Cub Scout Section via youth leading with adult support. The PC4 programme encourages Packs to run four Pack Councils per year. By pledging to run and attend at least four Pack Councils this year, Cub Scouts can earn the PC4 uniform badge. Check the Scouts Victoria website for more details www.pc4.scoutsvictoria.com.au

Grey Wolf Award

This is the highest award within Cub Scouts. The Grey Wolf Award brings together all the elements of the Cub Scout Award Scheme and Cub Scout Program. It is designed especially for the older Cub Scout. Detailed information and description of the Grey Wolf Award may be found in the Cub Scout Leaders' Handbook, and a summary of the Grey Wolf Award requirements and the Pathway to the Grey Wolf Award may be found in the Cub Scout Record Book and on Scouts Victoria website. There is also the Grey Wolf Tracker and Planner for the Cub Scouts to use and this is on the Scouts Victoria website under the Grey Wolf Award tab Please note attendance at Cuboree cannot be used as a Cub's outdoor activity, overnight camp or inter Pack activity for the Grey Wolf Award.

A sleepover cannot be used as the overnight Camp.

All requirements of the Grey Wolf Award must be completed by the Cub's 11th birthday. The application form is on the Cub Scout webpage.

The application is to be submitted whilst the youth member is a Cub Scout and before their 11th birthday.

As of October 8, 2018, The Pack Council meeting is where the Cub Scout presents their Grey Wolf Tracker to the Pack Council for approval. Once approved, the Grey Wolf application form is to be completed as per the instructions and is signed by both a Cub Scout representative of the Pack Council and the Cub Scout Leader. This form is then sent direct to youthawards@scoutsvictoria.com.au and a copy is sent to the District Cub Scout Leader and the Group Leader.

There may be a necessity to have a special Pack Council for the Grey Wolf to be approved and this is to be encouraged.

Grey Wolf Presentation – make this a special occasion for the Cub Scout, the Pack and the family. Youth involvement with the presentation of this Award is to be encouraged.

There is no cost for the badge or certificate.

Grey Wolf Recognition Days are held annually for Grey Wolf recipients in some of the Regions.

Refer to your Cub Scout Commissioner – Region for details.

Cub Scout Web Pages

There are excellent resources and links on the Scouts Victoria website under the Cub Scout Section. If you have any queries regarding the website or have additional material to place on the site please contact, State Commissioner Cub Scouts. The Cub Scout webpages are regularly updated with information on badges and events.



YOUTH PROGRAM



SCOUT SECTION

Jason O'Donnell, State Commissioner - Scouts

State Scout Council

State Commissioner Scouts	Jason O'Donnell	sc.scouts@scoutsvictoria.com.au
Assistant State Commissioner Scouts	Matt Enger	asc.scouts@scoutsvictoria.com.au
	Ian Lancaster	asc.scouts@scoutsvictoria.com.au
Assistant State Commissioner Jamboree	Joan Dillon OAM	joan.dillon@scoutsvictoria.com.au
State Leader Scout Events	Darrell Lewis	sl.scoutevents@scoutsvictoria.com.au
State Leader – Scouts	Aidan Ritchie	sl.scouts@scoutsvictoria.com.au
Honorary Commissioner – Scout Projects	Peter Marriott OAM	peter.marriott@scoutsvictoria.com.au
Scout Commissioner Bays	Andrew Thomson	scouts.comm.bays@scoutsvictoria.com.au
Scout Commissioner Geelong	Peter Gerusel	scouts.comm.geelong@scoutsvictoria.com.au
Scout Commissioner Gippsland	Jeff Kemp	scouts.comm.gippsland@scoutsvictoria.com.au
Scout Commissioner Lerderderg	Tim Schurmann	scouts.comm.lerderderg@scoutsvictoria.com.au
Scout Commissioner Loddon-Mallee	Neil Hunt	scouts.comm.loddonmallee@scoutsvictoria.com.au
Scout Commissioner Melbourne	Graeme Berry	scouts.comm.melbourne@scoutsvictoria.com.au
Scout Commissioner Mt Dandenong	Brett Cole	scouts.comm.mtdandenong@scoutsvictoria.com.au
Scout Commissioner Northern	c/o Jason O'Donnell	scouts.comm.northern@scoutsvictoria.com.au
Scout Commissioner Plenty Valley	Russell Adams	scouts.comm.plentyvalley@scoutsvictoria.com.au
Scout Commissioner Western	Neil Hunt	scouts.comm.western@scoutsvictoria.com.au
Scout Commissioner West Coast	Stephanie Hann	scouts.comm.westcoast@scoutsvictoria.com.au
Scoutfile – Aust Scout Mag	Aidan Ritchie	scoutfile@scoutsvictoria.com.au
Scout Council Youth Members		scouts.youthssc@scoutsvictoria.com.au

Assisting As Leaders At Stradbroke Cup and Leadership Courses

All Leaders are encouraged to take an active role assisting at Stradbroke Cup as an assessor and as a Leader at Youth Leadership Courses. Both activities provide excellent opportunities to learn and reinforce personal Leadership skills, to further understand the capabilities of the Scout age group and to demonstrate how best to utilise the Patrol system at Troop level.

District, Region and State Events

District (Region and State) events can bring together expertise and resources that are beyond the reach of individual Troops (and certainly Patrols) to run. Importantly, they can provide an exciting and challenging, while safe and accessible, activity for individual Patrols which can sometimes participate on a 'dump and run' basis, with no need for individual SL involvement. There is a risk however, that too many District events can 'crowd out' local Troop and Patrol initiated activities and also have other negative consequences. For these reasons all Districts are expected to consider their activities against the following principles:

- The Scout program can only be seen as effective when it is delivered through the Patrol system. It should be Patrols and the Patrol Leaders in the Troop Council who decide what activities the Patrol and the Troop will undertake.
- Because of their size, Districts, Regions and the State have the chance to run activities and events that draw on resources and skills individual Patrols and Troops can't access and this should be their focus. Ask, "What is the purpose of this activity?" In general, if an activity can be run effectively in a Troop, that's where it should be run!
- A lack of individual Leader experience in running a particular activity is generally not a sound reason for it to be offered as a District event (e.g. running basic youth hiking programs, Adventurer, Explorer and Pioneer expeditions, etc.). If a Leader doesn't have the knowledge, skills or experience to do something effectively, the role of the DL(s) is to work with that Leader in the Troop so that she/he gains the experience to do it next time.
- Districts should be constantly sensitive to what Troops actually need and want. The DL(s) should help Leaders to work with their Troop Councils to ensure that the Troop's program of activities is genuinely addressing the needs of a quality Scouting program for members.
- No District events should be "compulsory", or place undue pressure on already-busy Troop Leaders to make them work. The first responsibility of Leaders in the Troop is to the Troop!

YOUTH PROGRAM

- There are no absolute rules about how many District events should be offered in a year. It is hard to justify more than three or four activities per year that are not purely involving members of the Troop.

Promotion of District Events

Within the framework of the principles above, Districts are encouraged to broadly promote the major events they choose to run, through the web and their District and Region Mindari. The promotion of suitable events will encourage Patrols of Scouts to take part in activities that interest them, wherever in Victoria the event is taking place. This has the potential to offer a choice of exciting, rewarding and worthwhile Scout activities, available to all Patrols.

Mixed Camping in the Scout Section

Leaders in the Scout Section are reminded of State policy in relation to mixed camping of members. In brief, there is no formal barrier to girls and boys using shared sleeping accommodation, but parents must be advised by the Scout Leader, beforehand of the arrangements proposed.

Recognition of Prior Training in the “Younger” Section

To encourage members to move between Sections, Scouts Victoria has adopted the policy that a Cub Scout advancing to the Scout Troop who holds the Scout Link Badge, will be awarded the Scoutcraft Badge automatically on advancement - this is not negotiable! If a Scout Leader has doubts, then these are addressed through the linking process. A Scout advancing to the Venturer Scout Unit who holds the Adventurer Cord (Australian Scout Medallion award not required) and Venturer Scout Link Badge, and completes the Award Scheme component of the Venturing Skills Award while doing the Link Badge requirements, will be awarded the Venturing Skills Badge automatically on advancement. Recognition of prior learning in a younger Section recognises that training in every Section should be regarded as having the same value and technical soundness. Older achievers in all Sections should feel confident and reassured that their efforts and training as “Scouts” are valid and valued. They should be able to start their “real” work in their new Section as members who already have sound basic training.

Grey Wolf Award and Scoutcraft Badge

The Grey Wolf Award is the highest award to be achieved by a Cub Scout. However it is the successful achievement of the Cub-Scout Link Badge that qualifies the youth member for the Scoutcraft Badge in the Scout Section. It is a requirement that Scout Leaders must be involved in the activities leading to the original awards in the Packs. So, Scout Leaders and Patrol Leaders get involved with your prospective ‘newest Scouts’ and ‘stop the dropout’.

Scout Section Manual (Big Green Folder – ‘BGF’)

Copies are available as PDF files from your Scout Commissioner and contains 10 practical program and idea booklets. Other ideas can be obtained from Scout Central. Leaders are encouraged to provide their own ‘good ideas’ (including great programs, new games, and innovative teaching ideas) and upload to Scout Central so that additional material can be regularly obtained from others.

TC6 – Troop Council 6

TC6 was introduced in 2015 and will run again in 2019. Patrol Leaders can pledge that their Troop will run six Troop Councils for 2019 on a website at www.tc6.vicscouts.com.au, with tips on how to run effective Troop Councils and other useful ideas and resources. Troops can enter competitions, including photos of Troop Councils held at the most interesting places.

The Australian Scout Medallion

The Adventurer Cord is not available from normal Badge outlets. Instead, a special form is available from the Scouts Victoria website under Info and Forms, Award Applications Section and the current one always used. This must be completed, signed by the SL and the Troop Council Chairperson, and forwarded directly to the Victorian Scout Centre, no less than three weeks before the presentation.

- Saturday May 4; closing date Friday April 12 CRC Sydenham
- Saturday November 23; closing date Friday October 25 CRC Sydenham

The cord, with the ‘miniature’ badge, is forwarded by return mail to the Scout Leader without cost. The form is then used to ensure that the Australian Scout Medallion holder is invited to the next Award function. The medallion is presented at this ceremony. We have continued to refine the computer program that generates the personal report, so that the statement is as comprehensive as possible. This means that full information must be provided by the Troop Council and Scout Leader and the latest version of the form must be used. For this reason Adventurer Cord/Australian Scout Medallion Award notifications cannot be accepted unless the correct form has been used.

Leaders should ensure that presentation of the Cord itself takes place at a suitably significant occasion. The current advice form provides some suggestions for Leaders on how to do this. Scout Leaders have an obligation to ensure that the great achievement is recognised for what it is, and that other Scouts see it as an achievement worth striving for. The “miniature” Badge, presented to a Scout at the same time as presentation of the actual Cord, is intended to be worn on the uniform immediately upon presentation. The “miniature” replaces the actual medallion and is worn by suitably qualified Venturer Scouts at the bottom of the left sleeve of the uniform, once in Venturers. Refer to current diagrams in Venturer Scout handbooks to ensure proper placement.





VENTURER SCOUT SECTION

Rod Byrnes, State Commissioner - Venturers

State Venturer Council

State Commissioner Venturers

Assistant State Commissioner Venturers

Unit Chair SYVC

Venturer Commissioner Bays

Venturer Commissioner Geelong

Venturer Commissioner Gippsland

Venturer Commissioner Lerderderg

Venturer Commissioner Loddon-Mallee

Venturer Commissioner Melbourne

Venturer Commissioner Mt Dandenong

Venturer Commissioner Northern

Venturer Commissioner Plenty Valley

Venturer Commissioner Western

Venturer Commissioner West Coast

www.facebook.com/venturersvictoria

Rod Byrnes

Gary Steinhardt

Alyssa Harris

Chris Anderson

Julie Gunn

Fiona Flanigan

Tammy Napier

Peter Datson

c/o Andrew Hubbard

Gary Steinhardt

Duncan McColl

Ian Collins

Jenni Tayler

Andrew Hubbard

c/o Andrew Hubbard

sc.venturers@scoutsvictoria.com.au

asc.venturers@scoutsvictoria.com.au

syvc@scoutsvictoria.com.au

venturers.comm.bays@scoutsvictoria.com.au

venturers.comm.geelong@scoutsvictoria.com.au

venturers.comm.gippsland@scoutsvictoria.com.au

venturers.comm.gippsland2@scoutsvictoria.com.au

venturers.comm.lerderderg@scoutsvictoria.com.au

venturers.comm.loddonmallee@scoutsvictoria.com.au

venturers.comm.melbourne@scoutsvictoria.com.au

venturers.comm.mtdandenong@scoutsvictoria.com.au

venturers.comm.northern@scoutsvictoria.com.au

venturers.comm.plentyvalley@scoutsvictoria.com.au

venturers.comm.western@scoutsvictoria.com.au

venturers.comm.westcoast@scoutsvictoria.com.au

Venturer Commissioners Region share a support role across multiple Regions. Initial contact can be made using the details provided above. The State Venturer Council meets monthly on the second Wednesday, comprising the State Commissioner Venturers, Assistant State Commissioner Venturers, Venturer Commissioners – Regions and State Youth Venturer Council members - chaired by the State Youth Venturer Council Unit Chair.

Becoming A Venturer

Venturers are mostly comprised of Scout-age youth who are excited about continuing on their Scouting journey and looking forward to the next challenge. As Venturers are very social, many new members are introduced to the exciting world of Venturers by their friends. All Units in Victoria welcome and encourage new members to share the adventure with them.

Try Venturing

Aim: To encourage youth members to continue on their Scouting journey by getting a taste of what it's like to be a Venturer.

Principles: the full Try Venturing kit can be accessed on the Scouts Victoria website

- The Try Venturing badge is awarded to Scouts who have taken part in Venturing activities including but not limited to regular Unit nights, Anything Goes and Victorian Gathering.
- Both the Scout Leader and the Venturer Leader will help guide when the Scout progresses to Venturers and achieves the Scout/Venturer link badge but it remains the youth member's decision.
- Badges are available from the Victorian Scout Centre.

Recognition Of Prior Scout Achievement

A Scout advancing to a Venturer Unit, who holds the Adventurer Cord, the Venturer/Scout Link Badge and completes the Award Scheme component of the Venturing Skills Award, will be awarded the Venturing Skills Award automatically on advancement.

Staying on in Venturers After 18

Policy and Rules R8.3 (9th Edition - November 2017) now allows youth members who turn 18 in Year 12 (VCE, VCAL, etc.) to continue to be a member in the Venturer Unit until the end of their current academic year and transition to Rovers before their nineteenth birthday.

The fundamental aim is the recognition that there can be a great impact on the young person's wellbeing by removing them from long established social connections and engagement with friends due to the current age rollover rule and where special or cultural needs need to be considered.

- The decision to allow a Venturer to continue after 18 rests is with the agreement and formal approval of the Unit Council and endorsement by the Group Leader
- Key points should be incorporated in the Unit Constitution
- Agreement for a Venturer should be considered on a case by case by basis by the Unit Council rather than a blanket approval

YOUTH PROGRAM

- Any disciplinary or other issues arising with 18 year old Venturers should be resolved in consultation with the Unit Council and Unit Leaders
- The Venturer needs to undertake the Adult Membership requirements prior to turning 18:
 - › re-commitment to the Scout Promise and Law
 - › Working with Children Check card
 - › E-Learning – WHS Scouting and Child-Safe Scouting
 - › Signing of the Adult Code of Conduct and Code of Ethics

Further details and FAQ's can be on the Scouts Victoria website under Age Sections and Adults > Venturers.

Queen's Scout Award

The Queen's Scout Award is made, on the recommendation of the District Commissioner, to Venturers who have completed the technical requirements for the Award as specified in the Venturer Scout Record Book and who, in the opinion of the District Commissioner, are worthy of receiving the Award. Achievement of Activity Area standards alone is not sufficient for a Venturer to gain the Queen's Scout Award - it is only the first requirement.



- Transfer between Districts - essential that the previous DL-V passes on Unit's approval for all work completed at transfer date.
- Nominations – must be made on the QS Nomination form available on the website. Prospective Queen's Scouts must have completed the Award Scheme Activity areas prior to their 18th birthday; however nomination paperwork and DC interview can be carried out after the 18th birthday, with the understanding if there are any issues it will not be possible to fix them and the Venturer may not qualify for the Award.
- Presentation at Government House - all Queen's Scouts will be invited to attend Government House, usually in September/October to receive their Certificate from the Governor. Those whose names have been received at the Victorian Scout Centre by the closing date (usually five weeks prior) will receive an invitation to attend - those unable to attend will have their Certificates sent to the District Commissioner or will be deferred until the following year's Government House presentation.

Australian Queen's Scout Association (AQSA)

A fellowship of recipients of the Queen's or King's Scout Award.

Subscription: \$50 for five years (\$50 for 10 years for those joining before their 21st birthday). Life membership: \$250.

Contact: aqsa@scouts.com.au

Certificate II

Venturers may utilise the attainment of Venturer Award to gain two nationally accredited Certificate II qualifications (Business and Outdoor Recreation) by documenting what they do as part of their Unit and participating in other Adventurous Activities. These are awarded by the Registered Training Organisation, Scouts Australia Institute of Training (SAIT). Details and flow chart available on the Scouts Victoria website.

Venturer Activities for 2019

- Information available on the Scouts Victoria website – Venturer webpages
- You + Lead Courses
- Advanced Leadership program. Details are available on the Venturer webpages.

Venturer Courses 2019

As Venturers progress through the Award Scheme, they are required to complete a series of personal development activities including three obligatory courses. These courses may be weekend or single day duration and provide the Venturer with the theory and hands-on practical knowledge of each area of speciality. As part of gaining the Venturer Award, Venturer Scouts must complete an Initiative Course and a Unit Management Course. In order to achieve their Queen's Scout Award, a Venturer must complete a Venturer Leadership Course and then apply those skills over six months in a leadership role.

Venturer Courses are scheduled throughout the year to provide the best opportunity for a Venturer to complete the requirements and fit in with their already busy schedule. Course details and registration information are available on the website.

The Duke of Edinburgh's International Award

The Duke of Edinburgh's International Award (DofE) is an award that may be used within, or alongside, Scouting. It is a flexible framework that recognises an individual's achievements and may be done by Scouts, Ventures, Rovers (and other adults under 25 years) in Scouting.


DofE in Victoria offer several Awards:

- The Duke of Edinburgh's Award (Bronze, Silver and Gold), for anyone aged 14 to 25 years.
- Compass Award (Levels 1-4), for anyone aged 10 to 13 years.
- Bridge Award (Levels 1-4), an alternative Award for people with disabilities aged 14+. All of the information can be found on their website - www.awardsvic.org.au

Scouting contact - acc.program@scoutsvictoria.com.au or your Section's Commissioner

YOUTH PROGRAM

ROVER SCOUT SECTION



Paul Byrnes, Victorian Rover Council Chair

Peter Wotherspoon, State Commissioner - Rover Support

Rover Scout Council Support Team

Chairman (Victorian Rover Council)

Paul Byrnes

chair.rovers@scoutsvictoria.com.au

State Commissioner Rover Support

Peter Wotherspoon

sc.rovers@scoutsvictoria.com.au

Assistant State Commissioner Rover Support

Regi Caesar

asc.rovers@scoutsvictoria.com.au

Stephen Carter

Rover Commissioner – Bays

Drew Lazenby

rovers.comm.bays@scoutsvictoria.com.au

Rover Commissioner – Lerderderg

Scott Harrison

rovers.comm.lerderderg@scoutsvictoria.com.au

Rover Commissioner – Mt Dandenong

Maria Armstrong

rovers.comm.mtdandenong@scoutsvictoria.com.au

Rover Commissioner – Melbourne

Jeff McIlvain

rovers.comm.melbourne@scoutsvictoria.com.au

Rover Commissioner – Plenty Valley

Barney Thornton

rovers.comm.plentyvalley@scoutsvictoria.com.au

Rover Commissioner – Gippsland

Barney Thornton

rovers.comm.gippsland@scoutsvictoria.com.au

Rover Commissioner – Murray Midlands

Barney Thornton

rovers.comm.northern@scoutsvictoria.com.au

(Northern, Western and Loddon Mallee)

rovers.comm.loddonmallee@scoutsvictoria.com.au

rovers.comm.western@scoutsvictoria.com.au

Rover Commissioner – South West

Scott Manning

rovers.comm.westcoast@scoutsvictoria.com.au

(Geelong, West Coast)

rovers.comm.geelong@scoutsvictoria.com.au

Rover Contacts

bays.chair@vicrovers.com.au

mtdandenong.chair@vicrovers.com.au

lerderderg.chair@vicrovers.com.au

murraymidlands.chair@vicrovers.com.au

plentyvalley.chair@vicrovers.com.au

gippsland.chair@vicrovers.com.au

melbourne.chair@vicrovers.com.au

southwest.chair@vicrovers.com.au

The Rover Section, is open to young adults from 18 to 26 years old. The Section is self-governing through Region Rover Communities, The Victorian Rover Council and the National Rover Council, all of which are elected by the membership.

Organisation

Rover Councils have been established at State and Region level in accordance with the provisions of AP and R, R9 Rover Section. At Region level, Rover Communities meet monthly or bi-monthly and are responsible for the coordination of Crew activities, assistance with Award Scheme, the approval of Crew names, scarves, and badges, and for the running of activities for the Rovers of the respective Region, or on behalf of the Victorian Rover Council. Region Rover Communities can be contacted through either the Rover Commissioner for the Region or the Victorian Rover Centre.

Our Region level Rover Councils are known as Rover Communities, to prioritise participation and inclusion of all members to further encourage growth and development within Rovers. All Rovers are encouraged to attend their monthly community gathering. The Rover Section aligns with the Region boundaries set by the State, with the exception of two Regions, South West and Murray Midlands. South West comprises Geelong and West Coast. Murray Midlands comprises Western, North West and Loddon Mallee Regions. This is so the Region Teams have the resources to serve the geographical location they cover.

The Victorian Rover Council (VRC) meets on the fourth Wednesday of each month (except December and away meetings) at the Victorian Rover Centre. The VRC aims to have two away meetings per year outside of the Centre to encourage participation and to assist the council to see the assets and areas it covers. The VRC is responsible for the training and development of Rover Scouts in Victoria and also manages a number of sub-committees that deal with the Section's activities and administration, motorsport accreditation and affiliation to CAMS (through the Rover Scout Motorsport sub-committee) and the monitoring of safety and insurance issues for Rover Scout events and properties (through the Rover Risk Management team).

The VRC maintains the Victorian Rover Centre, just off Ferntree Gully Road for the use of Victorian Rovers. This facility provides a large meeting room, boardroom, breakout room, kitchen facilities, toilets and a shower, as well as the Rover Office. This Centre is used for all meetings of the VRC and its sub-committees, as well as weekend courses, seminars, information days etc. Rovers are typically in the Centre on any Wednesday evening.

YOUTH PROGRAM

Rover Service

The Rover motto is 'Service' and to Rovers, service is the help that a Rover Scout gives to someone, a community or an organisation to further their own development, especially through the use of Scouting skills, ability and knowledge. All service requests for the Rover Section should be sent to the VRC Deputy Chairman at deputychair.rovers@scoutsvictoria.com.au

Victorian Rover Centre

For enquiries about Victorian Rovers membership, events and properties: Address: Highland Avenue, Oakleigh East (off Ferntree Gully Rd)

Postal Address: Victorian Rover Centre, 152 Forster Road, Mt Waverley VIC 3149 Phone: (03) 8543 9900

Contact: info@vicrovers.com.au

Visit: www.vicrovers.com.au

Victorian Rover Assets

Victorian Rovers own a number of assets. These are fantastic facilities set up and run by Rovers for both our own Section and for others to hire and use too. These have been purchased and maintained over the years by dedicated Rovers (both current and former) and are an excellent venue to hold training activities, meetings, camps or courses.

W.F. Waters Ski Lodge (Baw Baw Rover Lodge) www.bawbawrovers.com

In the Alpine Village, a short walk to the ski runs, named after Bill Waters who was HQ Commissioner for Rovers 1930-1965. Facebook – WF Waters Lodge

Bogong Rover Chalet www.bogongroverchalet.org.au

Fifteen kilometres from Falls Creek, accessible on skis during winter and a short hike from the car park in summer

Facebook – Bogong Rover Chalet

Mafeking Rover Park www.mafekingroverpark.com

Purchased in 1992 for motorsport, it is now a hub for Crew, environment and motorsport activities. Ample car parking space, camping areas and many activities ideal for Rovers, Venturers, Scouts and Cubs. Canoeing on Lake Surfmoat, abseiling, a large nature trail and BMX Course. Operated by Rovers for the benefit of Scouting - working bees every third full weekend of the month. Plans are well advanced for the construction of a Multi-Purpose Activity Centre (MPAC) which will include a large training/meeting space, catering facilities, meeting rooms and accommodation for some 40 people in motel style rooms. Facebook – Mafeking Rover Park



Certificates of Adult Leadership (CAL) in Rovers

The Chief Commissioner, who shall consider the recommendations of the Victorian Rover Council, issues appointments as State Commissioner Rover Support and Assistant State Commissioner Rover Support. Recommendations for other roles of

Commissioners in the Rover Section are made to the Chief Commissioner by the State Commissioner Rovers in consultation with the Region Rover Council. The procedure for Certificating Rover Advisers is as follows:

1. Crew decides that it would like XYZ as its Rover Adviser and XYZ agrees.
2. The Crew advises the Group Leader who issues an online invitation to XYZ to complete the online membership application.
3. When XYZ is accepted by the Chief Commissioner, a Certificate of Adult Membership, and Certificate of Adult Leadership as a Trainee Rover Advisor is sent via the DC to the GL/LIC.
4. XYZ completes their Basic level training. Extranet automatically generates the A2 form and XYZ is issued a new CoAL as a Provisional Rover Advisor.
5. XYZ completes their Advanced level training, including Project and evaluation. XYZ is issued with the Rover Woodbadge. Extranet again generates A2 and another new CoAL, as Rover Advisor, is sent via the DC/LIC.

Review of Appointments

Policy and Rules requires all CALs to be reviewed every three years. In the case of Rover CALs, the view of the relevant body should be to consider at the time of the review, for example:

- for the Rover Adviser, the view of the Crew should be sought - Crews should re-confirm their RA every year at their AGM.
- for the Rover Commissioner - (Region), the Region Rover Council,
- for the State Commissioner Rover Scouts Support or the Assistant State Commissioner Rover Scouts Support, the Victorian Rover Council.

Participation and Linking

As with other Sections, Rovers has a link badge that can be awarded to Venturers who are joining Rovers. The official age group for Rovers is 18 to 26 birthdays. It is encouraged that Venturers begin to link to Rovers at 17 and a half and then become inducted or invested to the Crew at 18. It is left to the discretion of the Crew Leader and Rover Adviser to permit attendance at Crew activities by members not yet 18 years old, however all major Rover Events and any Crew camp or overnight activity are for over 18s only. If you are unsure, contact your Region Chairman for guidance.

YOUTH PROGRAM

Venturer-Rover Induction Pack

When a Venturer turns 18 they will receive an Induction Pack from the Victorian Rover Council which will cover the need for a Working with Children Check, CareMonkey, compulsory training modules, basic Rover training and other important information.

Baden-Powell Scout Award

The trained Baden-Powell Scout Award Support Team in your Region will be able to provide support, and advice on any aspect of the Baden-Powell Scout Award.

The Baden-Powell Scout Award is made on the recommendation of the Rover Crew to those Rovers who have completed the technical requirements for the Award as laid down by the Victorian Rover Council, and, who are, in the opinion of the Crew, worthy of receiving the Award. Each recommendation for the Award should be made on the standard nomination form available from Region Rover Communities or www.vicrovers.com.au.



The Crew Leader needs to contact the Baden-Powell Support Team once a Rover has completed the requirements for the Award, to enable the setting up of a self-reflection interview. Once this interview has been satisfactorily completed, the Crew needs to submit the completed form to the Region Rover Community for noting; this will then be passed up through the VRC to the Chief Commissioner. The State Commissioner Rover Support will inform the relevant Group Leader/LIC, District Commissioner and Region Commissioner via email when the award is approved.

Upon approval of the Award, the Victorian Rover Council will send the Baden-Powell Scout Award Badge to the person nominated to present it, who will be contacted by the Crew Leader or Rover Adviser in order to arrange for their presentation. All B-P Rovers will be invited to attend Government House to receive their certificates from the Governor. Presentation ceremonies are held in conjunction with the Queen's Scout Ceremony each year.

The Baden-Powell Support Team can be contacted by emailing bpsa@vicrovers.com

Regular Rover Section Councils and Regular Rover Community Gatherings

Refer to the Rover website

Rover Events

GLASS POLICY

All Major Rover Events, such as MARB, Mudbash and Surfmoort are Glass Free Events; this includes all glass from sauce bottles to drink bottles. Mafeking Rover Park is a Glass Free Site; this means any user, not just at Major Rover Events, cannot and must not bring glass on to the site.

2019 Rover Events

The principal activities for which the VRC is directly responsible are Surfmoort, Rover Dinner, Mudbash, Metropolitan Area Rover Ball, Motorsport events and Winter Ski Parties at Bogong and Baw Baw. Refer Program Calendar.

For info re other Rover activities:

- refer to www.vicrovers.com.au
- Email info@vicrovers.com.au

Rover Training

Basic and Advanced Courses

Rover Section Basic and Advanced Practical Courses are held throughout the year. For course details, look at the State Training Calendar, the training section of www.vicrovers.com.au or by contacting the Victorian Rover Council Training Officer at training@vicrovers.com.au

Training Mentors for Rover Scouts - Experienced Rovers are available to help Rovers completing their Basic level training as Training Mentors. To get in touch with a training mentor, contact your Region Team. Mentors for Rover Advisors are nominated at registration/transfer in the same way as all other Adult Leaders.

Rover Training Support Team - a group of Rovers and RAs who assist the Victorian Training Team in delivering quality training to Victorian Rovers. We also promote Rover courses and help Rovers to get on those courses. Members must have completed Basic Training and be committed to completing the Wood Badge. For more information on joining, contact the VRC Training Officer training@vicrovers.com.au

VicRovers Team Induction - Each year, the VicRovers Team Induction is run to welcome new Region and sub-committee members to Rover Governance. The date will be announced before the start of AGM season. It's half a day of networking and "things I wish I'd been told when I started" The cost is covered by the Victorian Rover Council. Generally, it's held at the Rover Centre in September.

YOUTH PROGRAM



DIVERSITY AND INCLUSION

David 'Wombat' Lyons, State Commissioner - Diversity and Inclusion

sc.diversity@scoutsvictoria.com.au

Everyone is welcome in Scouting. More than 22,000 young people and adults form the membership and are from a wide range of cultural and faith backgrounds. Scouts Victoria is an organisation that celebrates diversity as a strength of the Victorian community. We want our local Groups to reflect their local community and this diversity to continue through to all levels of Scouting.

“Consistent with the National and International principles of Scouting, Scouts Victoria is open to all young people without distinction of origin, race or creed. Membership shall be voluntary, without distinction of gender or abilities.” - Scouts Victoria Youth Membership Policy 2016

The State Commissioner - Diversity and Inclusion assists all parts of the Scouting community to raise awareness on diversity and inclusion issues and to provide advice, education and resource materials for members on supporting everyone to engage in Scouting programs and to ensure diversity and inclusion can be supported at all levels of Scouts Victoria.

Health (Including Mental Health)

The health of members is very important – youth and Leaders. Leaders are encouraged to contact the State Commissioner - Diversity and Inclusion if they need support or assistance including information to provide a better understanding of youth health and special needs issues within a Section or Group. Speakers and people to assist can be organised on many topics for Sections, Groups, Districts or Regions, city or country. Information and articles on health-related issues for youth and Leaders are regularly updated.

Mental Health especially can carry lots of stigma in the community and Scouting can play a powerful role in strengthening our members mental health as well as increasing the community's understanding of mental health. In 2019 look out for new resources in the area including new training and learning opportunities for our adult members.

Special Needs - Scouting With (DIS) Abilities (including developmental and additional needs)

State Policy is that young people with special needs including disability should be given the opportunity of participating in Scouting locally and additional to this, five specialist Scout Groups/programs exist. Children with special needs/disability are enrolled like other youth members. However, Leaders will need to work with the young person and family to ensure they have the full information about the nature of the disability, the details of personal care required including medication and the use of any equipment and whether Leaders require special training. The State Commissioner Diversity and Inclusion can assist Leaders to prepare for these conversations. Please get touch.

Age Policy: Age brackets for the various Sections apply but where there are special circumstances consideration may be given to an extension of time in any of the Sections. When the extension of time is the recommendation of a Section Leader and other Leaders of the Group it must be discussed with the Section State Commissioner and the State Commissioner Diversity and Inclusion.

Progress through the Scout program: All youth members are expected to complete aspects of the Scout program to the best of their ability. Adaptations can be made to assist a person with a disability. Short time extensions can also be made to enable a youth member to complete a particular level if their progress has been slow due to physical or intellectual impairment. Other special needs that may require an extension of time might include prolonged illness, family breakdown, close bereavement, interstate move and difficulties when English is not the main spoken language.

Participation in wider Scout activities: Youth members with special needs/disabilities, whether integrated into local Groups or members of specialised Groups, should be encouraged to be involved in activities at all levels of Scouting – Group, District, Region, State, National and International.

Building awareness of special needs or disabilities can also make for interesting and rewarding Section programs, please be in touch for suggestions of activities and resources.



YOUTH PROGRAM

Spiritual Development (A.K.A faith awareness)

Scouts Victoria welcomes members from all religions and we encourage the spiritual development of our members. It's true that Scouting was founded on traditional Christian values, and Sir Robert Baden-Powell often referred to God. But, as the Movement grew, his writings and speeches referred to all religions. In the century since then, we've continued to adapt and evolve, welcoming all faiths.

This area of the program can also be an opportunity to explore skills such as reflection and gratitude, the spiritual compass resource part of the 2017 Scout Law and Promise update is a great resource for young people and adults in Scouting.

In 2019, faith awareness is a focus area and we welcome ideas and contact from those who wish to be involved, please be in touch.

Gender

Girls have been Scouts in Australia since the 1970s, and all our activities are equal opportunity. More than a third of our youth members are female.

Gender diversity is supported and respected including those with intersex status, Scouts Victoria operates in line with both the Victorian Equal Opportunity Act 2010 (Vic) and the Sex Discrimination Act 1984 (national). Training can be arranged for Group Councils, District teams and event teams on gender diversity and includes tips like:

- Members must respect privacy and confidentiality in relation to gender identity and intersex status of other members of the movement.
- The young person and a family representative/carer should be invited to be part of the formulation of any management plans created for events or activities.
- Advice from the State Commissioner Diversity and Inclusion may be requested (and is strongly encouraged) by the Scout Group/event team to support them in developing plans to support gender diversity.
- Community adjustment such as other members of the Scout Group and local context need consideration and we can support this process.
- Changes to gender diversity are a complex process and will be different for every member, Scouting should work at the pace that the young person and their family are comfortable with and understand that support needs and plans will change though out the process.
- Toilets, showers and change rooms are specific to each Scout Group or activity. The arrangements for the use of these facilities should be made locally and documented locally. Careful consideration should be given to the use of facilities that are appropriate to the members preferred or chosen gender.
- Consider the best timing to undertake any change of gender identity, such as term break. In this area, consider that Extranet requires a person's legal name, which may not change at the same time as a person's identity in the community, this is where use of the 'preferred name' field is important, and we should always be using a person's preferred name i.e: Wombat
- As you work with the young person, remember Scouts Victoria's commitment to inclusion and take a flexible, common sense approach.



Other Diversities (#scoutingforall)

Victorians come from many different backgrounds and cultures, sexual diversity (LGBTIAQ+), financial and family difficulties (including socio economic status) and so much more. We celebrate all diversity. Inclusiveness and diversity are values at the heart of Scouting activities. As well as including members from different backgrounds, it's important that our programs and events give our membership the opportunity to learn about diversity. Younger sections might start a conversation through tasting foods from different nations while older Sections have badge work tasks that encouraged members to appreciate social and political differences at a deeper level, preparing them for travel or career.

Diversity and Inclusion will run a wide range of events and activities to promote that Scouting is for all, our Groups reflect their local community and members need an opportunity to explore and learn about diversity. To find out more at any time, please be in contact.



ENVIRONMENT

Gordon Young, State Commissioner - Environment
sc.environment@scoutsvictoria.com.au

The Victorian Scout Environment Team develop activities and resources to assist Leaders to include “care for others and the environment” in their programs. The team welcomes new people to assist in this important and exciting area. There are many ways in which you can become involved:

- Become a member of the team, who meet regularly at the Victorian Scout Centre.
- Act as the local representative for environment activities in your Region or District. You can communicate with the team via phone hook-up, email or in person.
- Support projects on a short term basis at a day or weekend activity or with the development of resources for a fixed time Visit: www.scoutsvictoria.com.au/activities-events/activities/environment/

Facebook: Scouts Australia Environment Program

World Scout Environment Program (WSEP)

The World Scout Environment Program is a collection of tools resources and initiatives to support the development of environmental education in Scouting around the world. The WSEP includes a framework for environmental education and the World Scout Environment Badge, activity resources and guidelines for Scout Centres of Excellence for Nature (SCENEs). For further details visit www.scout.org/wsep. Below is a brief summary of some elements of the WSEP:



World Scout Environment Badge

The World Scout Environment Badge seeks to create an awareness of personal responsibility for the environment. The badge is carried out in two sections: Explore and Reflect, and Take Action. There are three age levels: under 11 years, 11 to 15 years and over 15 years. Guidelines for each section are available on Scout Central.

An event of your own? Are you interested in running an environmental event? Need a bit more support to make it happen? Want to show off your event to Scouts across Victoria? Let us know!

Landcare Badge

To be eligible for a Landcare Badge, Scouts can participate in any three nationally accredited environment events either supported or run by Landcare Australia (including Landcare Week, Planet Ark’s Tree Day, Keep Australia Beautiful and Clean Up Australia). Alternatively, Scouts who are members of a Landcare group only need to provide evidence they are regular volunteers to be awarded a Landcare badge. In total Scouts will only need to spend 10 hours on either option, and these hours must be completed within a 12 month period.

Minimal Impact Activities

These guidelines have been developed to apply to activities such as camping, bushwalking, cross country skiing and rock climbing, and are based upon the principles of ‘Leave No Trace’.

There are seven principles upon which to focus to ensure that we minimise our impact on the environment when we visit our natural areas (including Scout camps, national parks and other areas outside). A few examples for each area are provided. Further information can be found at the Leave No Trace (Australia) Website (www.lnt.org.au) and in the ‘Fieldbook for Australian Scouting’.

- Plan ahead and prepare
 - › Educate yourself on the area – ask for local advice, be aware of regulations that apply, and consult maps and appropriate websites (eg www.parkweb.vic.gov.au)
 - › Plan for your group – take into account group size, experience and capabilities when going on an adventure
 - › Be prepared for extreme weather, hazards and emergencies – ensure that Scout Safe is in place
 - › Avoid high use periods if possible – this both minimises environmental impacts and can make for a better experience for the group
 - › Use proper gear – using appropriate and maintained equipment will both make your experience more enjoyable, and minimize your environmental impact
 - › Plan your meals – when on an adventure, meals need to be nutritious and provide energy, but ideally they also contain minimal packaging and have correct portion sizes in order to reduce waste.

YOUTH PROGRAM

- Travel and camp on durable surfaces
 - › Use established campsites rather than making a new site – good campsites are found, not made
 - › Trenches should not be dug for any reason – drainage, fire pits, etc.
 - › Don't place your tent on animal trails
 - › Protect water sources – camp at least 50 metres away from lakes, streams and rivers
 - › Stay on designated tracks to reduce impacts on other areas, don't create your own tracks
 - › If planning an off-track adventure, make sure you have the appropriate skills (eg. spreading out impact, using durable surfaces, awareness of threatened species)
 - › When breaking camp, return the area to a natural state (eg. cover scuffed areas with leaf litter, return sticks and rocks moved for tents)
- Dispose of waste properly
 - › Correct disposal of waste aims to avoid polluting water sources, eliminate contact with insects and animals, maximise decomposition and minimise the chances of social impacts
 - › Take time to locate and use toilets where possible
 - › If no toilet is available, a hole can be dug for human waste, at least 10-15cm deep and over 100m from water sources, campsites and tracks. Toilet paper should be carried out or buried – not burnt!
 - › Feminine hygiene products should be taken care of appropriately, not buried! – see www.lotsafreshair.com/2015/03/11/how-to-deal-with-periods-when-hiking/
 - › Avoid using soaps, but if necessary, dispose of at least 100m from a water source
 - › Remove all rubbish associated with the activity (eg. food scraps, litter) and utilise 'Reduce, Reuse, Recycle'
- Leave what you find
 - › Respect the cultural artefacts of indigenous culture, and leave them in place, undisturbed. Be respectful of sacred sites, don't take photos or damage the site in any way.
 - › Conserve the past, including both indigenous and European heritage.
 - › Leave natural objects undisturbed – take only photographs, leave only footprints
 - › Ensure that gear is cleaned between uses to prevent the spread of invasive species (eg. cinnamon fungus)
- Minimise campfire impacts
 - › No fires should be lit in designated wilderness areas, above the tree line, or in designated "fuel stove only" areas
 - › Use a stove rather than a campfire
 - › Check local regulations and conditions regarding campfires and stoves, including fire danger ratings, declared total fire ban days, and local practices for disposing of ash and coals
 - › Do not light fires in dangerous conditions (e.g. windy, hot, dry, excess fuel in surrounding area)
 - › Build a minimum impact fire – use existing fire places, keep fire size to a minimum, use dead and fallen wood, don't burn plastics or metals on a campfire, raise fire off ground where possible.
 - › Never leave a fire or stove unattended
- Respect wildlife
 - › Observe wildlife from a distance, and particularly avoid disturbing animals during sensitive times (e.g. mating and breeding season)
 - › Never feed animals, including inadvertently, through failing to store food and rubbish securely.
- Be considerate of your hosts and other visitors
 - › Respect Traditional Owners and their country, including being aware of sacred sites and practices
 - › Respect other visitors and the quality of their experience – keep noise levels down, don't dominate natural viewing areas
 - › Be friendly to other people enjoying nature – maintain a cooperative spirit by sharing information, and make room when passing others on the track, river, road, wherever.

"The most important thing to take with you is the right attitude - that is, the utmost effort to leave no trace of your visit. It is a gift to future visitors and a gift back to the environment you have been privileged to enjoy."

HOW TO LEAVE NO TRACE

STICK TO
TRAILS

PLAN AHEAD
& BE PREPARED

PACK YOUR
RUBBISH

LEAVE WHAT
YOU FIND

MINIMISE
CAMPFIRE IMPACTS

RESPECT
WILDLIFE

BE CONSIDERATE
OF VISITORS



International Scouting

A world of opportunities

Major event timelines

World Scout Jamborees happen approximately every four years. There is one in this year, 2019, so the next one will be in 2023 in South Korea. Keep an eye out for more info regarding an Australian Contingent about two years before the event.

World Rover Moots happen approximately every four years. There was one in 2017 so the next one will be in 2021 in Ireland. Keep an eye out for more info regarding an Australian Contingent about two years before the event.

New Zealand Ventures happen approximately every three years. There is one this year, 2019, so the next one will be in 2022.

Keep an eye out for more info regarding an Australian Contingent about a year and a half before the event.

New Zealand Jamborees happen approximately every three years. There was one in late 2016 so the next one will be in late 2019. Keep an eye out for more info regarding an Australian Contingent throughout this year!

Financial support for international events

International Events Assistance is sometimes available for Victorian youth members, including Rovers, from the EML Fund. For more information, please see the instructions at the bottom of the form: www.scoutsvictoria.com.au/media/1687/application-for-event-funding.pdf

Upcoming Events

77th New Zealand Rover Moot 2019

Once upon a Moot!

The New Zealand Rover Moot is a yearly activity over the Easter weekend when Rovers get together to camp, have a great time, and meet like-minded young adults.

Once upon a Moot, the 77th NZ Rover Moot will run from 18 April - 22 April 2019. The Moot will be held at Wainuiomata, just 40 minutes' drive from Wellington City. The contingent will also be offering an optional Post Tour.

Applications open: November 2018

Applications close: January 2019

Contingent Leader: Tye Kara-Kingston (NSW)

Eligibility: Rovers

Travel Dates: 18 April - 22 April 2019

www.facebook.com/pg/AusNZMoot



22nd New Zealand Jamboree 2020

The 22nd NZ Jamboree will run from 28 December 2019 - 7 January 2020. It will be held at Mystery Creek Events Centre, Waipa District, near Hamilton. Why should you come along? Friends! Fun! Challenges! Camping! Badges! So much more! – Come find out for yourself!

Applications open: Early 2019

Applications close: Early 2019

Contingent Leader: Alan Murray (ACT)

Eligibility: Scouts, Leaders and some Venturers/Rovers

Travel Dates: Late December 2019 – Mid January 2020 (Jamboree runs 28 Dec 2019 – 7 Jan 2020, Pre or Post tour may be available)

nzj2020@scouts.com.au



13th Nippon Agoonoree 2020

The 13th Nippon Agoonoree is going to be held in Fukushima, Japan! If you have a sense of adventure, like making new friends and learning about different cultures, this is the trip for you!

Contingent Leader: Appointed December 2018

Eligibility: Scouts, Venturers, Rovers and Leaders

Travel Dates: 12 – 16 August 2020

Keep an eye on www.international.scouts.com.au or www.facebook.com/ScoutsAustraliaInternational for more information.

3rd European Jamboree 2020

A new inspiring Scout and Guide adventure awaits you in the summer of 2020. After the last EuroJam of 2005, held in the United Kingdom, the European Jamboree returns to gather young people from all over Europe and the world in Gdansk, Poland to celebrate Scout and Guide values, strengthen our international community and provide young people around the world with the opportunity to meet and learn from each other.

Applications open: Early 2019

Applications close: Early 2019

Contingent Leader: James Carfax-Foster (VIC)

Eligibility: All Youth Members aged between 14 to 18 at the time of the event (Born after 26th July 2002 and no later than in 2006).

Travel Dates: 27 July – 6 August 2020

eurojam2020@scouts.com.au



16th World Scout Moot 2021

World Scout Moots are pretty special and this one will be no exception! Ireland are hosting this time and on the back of the successful Moot in Iceland, it's going to be brilliant!

Contingent Leader: Appointed December 2018

Travel Dates: 22 July – 1 August 2021

Keep an eye on www.international.scouts.com.au or www.facebook.com/ScoutsAustraliaInternational for more information.



Recently closed events



14th New Zealand Venture 2019

Illuminate 2019 promises thrills, a stack of new friends and Maori culture.

Travel Dates: 27 December 2018 – 15 January 2019



24th World Scout Jamboree 2019

Experience International Scouting with 50,000 new friends from across the world.

Travel Dates: 15 July – 6 August 2019

If you haven't found anything here that takes your fancy, organise your own trip for your Unit, Crew or Group!

For more info on how, contact SC-International, Lisa via sc.international@scoutsvictoria.com.au

International experiences you can have at home

62nd Jamboree On The Air / 23rd Jamboree On The Internet, 18 – 20 October 2019

Jamboree on the Air (JOTA) and Jamboree on the Internet (JOTI) is an annual virtual global camp in which around 500,000 Scouts and Guides from all over the world make contact with each other by means of amateur radio and the internet.

Through JOTA-JOTI every Member of Scouts Australia can make friends, exchange stories, experience different cultures and have fun as part of the largest activity in world Scouting. JOTA-JOTI also gives Youth Members an awareness that they belong to a worldwide Movement.

www.international.scouts.com.au/programs-in-australia/jotajoti

www.sresu.asn.au/

International Program ideas and resources

If you're looking for inspiration for programs for Scouts of all ages, look no further than the International section on the Scouts Victoria website. It has a description of all the ways to get overseas, program ideas for all ages, resources and international calendars. Better yet, it is being added to all the time! Check it out!

www.scoutsvictoria.com.au/activities-events/activities/international/

Pen Pals Program

Scouts Australia International Pen-Pal Program offers a means of communicating with other Scouts abroad and provides an "international experience" without necessarily having to leave town. The traditional concept of writing a letter has now given way to members all over the world from Hong Kong to Peru to UK to Zimbabwe requesting links with Australian Scouts online!

As well as exchanging emails, international pen-pals can now talk to each other on Skype, share photos and videos using any number of online social networking tools (including Group websites, Facebook, Flickr and YouTube), and link up with each other during JOTA-JOTA, the world's largest international Scouting event! There's still room for snail mail too... badge swaps, anyone?

For more information, please see: www.international.scouts.com.au/programs-in-australia/penpals



Messengers of Peace

Messengers of Peace

Messengers of Peace is a global initiative, launched by the World Organisation of the Scouting Movement (WOSM), based on the WOSM slogan of Creating a Better World. Envisioned in 2010 by His Majesty King Abdullah of Saudi Arabia and His Majesty King Carl XVI Gustaf of Sweden, its aim is to create a better world globally by acting locally. Through the Messengers of Peace Online Platform, it aims to connect people from every National Scouting Organisation (NSO) through the sharing of peace projects.

For more information, please see: www.international.scouts.com.au/programs-in-australia/messengers-of-peace

Got a question? Ask Scouts Victoria's International Commissioner, Lisa Picking, at sc.international@scoutsvictoria.com.au and keep an eye on the new Scouts Australia International Facebook page for updates! www.facebook.com/ScoutsAustraliaInternational



INTERNATIONAL

Lisa Picking, State Commissioner - International
sc.international@scoutsvictoria.com.au

International Travel

There are three main ways to travel overseas with Scouting. They are listed below:

Individual or Family Travel

While Scouts Victoria cannot support you as an individual traveller overseas nor can we connect you with Scouts overseas, there are things we would recommend you have while travelling, such as travel insurance, to have registered your trip with Smart Traveller via: www.orao.dfat.gov.au/pages/userlogin.aspx?ReturnUrl=%2fpages%2fsecured%2fmanagetrips.aspx and check any advice or alerts issued on Smart Traveller for where you intend to visit.

We would also recommend getting an International Letter of Introduction if you have plans to participate in or visit a Scouting program or activity whilst overseas. This WOSM endorsed document serves as evidence to any overseas Scouts you encounter that you are a registered Australian Scout. www.scoutsvictoria.com.au/activities-events/activities/international/ways-to-go-overseas/

Friendship Visit or Service Trip

This is where there is a group of more than five registered members wanting to travel as Scouts for adventure, exploring or service. These groups can be Scout Groups, Units, Crews, service trips or small group travel. This type of trip requires a few more things to be organised as you are travelling as Scouts and we have a duty of care to make sure you are organised, prepared and covered for anything. Below is a list of things you will need to provide to have your application approved.

Applications to Travel Overseas are now completely online.

When the State Commissioner - International is satisfied with the information you have provided, you will be free to apply to travel overseas as a Branch Friendship Tour/Service Project.

Any member can complete an application for a Branch Friendship Tour/Service Project but the Trip Leader should complete the application.



Instructions on how to apply to travel overseas on a Branch Friendship Tour/Service Project can be found via this link: www.scoutsvictoria.com.au/media/2440/new-process-for-applying-to-travel-overseas-on-a-branch-friendship-tour.pdf

To create an account on the Scouts Australia International Event System: www.registrations.international.scouts.com.au/Login.asp#NewRegistration

When you decide you want to travel as Scouts, start your planning early. Branch Friendship Tour/Service Projects require the approval of both the State Commissioner-International and International Commissioner. For approval, we will need to know approximate dates, locations, Leader to youth ratios and intended purpose.

Please seek approval at least 12 months out from your visit.

Below is the list of items we will ask for prior to your departure. The earlier you can provide this information, the better.

You will need to ensure you provide:

- An itinerary including flight details, modes of transport on the ground, accommodation and outline of activities. This can be updated as plans develop.
- If you are planning on attending a meeting or event with local Scouts, we will also need to know, who the Scouts are, where the meeting or event will be and any planned activities.
- Risk assessment document.
 - › You can get a template by contacting the State Commissioner - International.
- Evidence of travel insurance coverage for the entire trip for each member.
 - › This can be arranged through Scout Victoria at very competitive prices. Contact the contact the State Commissioner-International for more details.
- Evidence of registration with www.smarttraveller.gov.au

Once registered, you should be issued with a Travel registration number.

YOUTH PROGRAM

Please note: Once the International Commissioner approves the application, you will receive an email informing you of the approval and that the event has been generated in the International Events System. Once your event is created, your travel party will be able to apply, supply their details and pay their fees all through the International Events System.

Ages of travelling members will also be taken into consideration. The minimum age for youth members travelling overseas on Branch Friendship Tour/Service Projects is 12 years of age.

This may sound excessive but proves helpful to both you and Scouts Victoria in the planning and execution of overseas trips.

We strongly recommend that you book through Scouts Victoria's recommended supplier, Corporate Traveller. We have had some instances of Scout Groups booking through unsecured organisations, paying their money and then having nothing booked and the travel agent disappear! Contact the State Commissioner - International for more information.

National Contingents

The other and most popular way to travel overseas with Scouts is with a National Contingent.

A list of events and contingents are available via www.international.scouts.com.au/travel-with-scouting

All you need to do is make sure your registration is up to date, you're in good standing within your District and that you sign up according to the process set out by the contingent you wish to join.

Rovers and Leaders will also need to make sure that the following items are current, up to date on Extranet and that both checks are current for the event you are applying to attend:

- Working with Children Check
- Police Check
- WHS module
- Child Safe module

Please note: There are age restrictions on contingents so please check these to avoid disappointment.

If you have any further questions, please don't hesitate to contact Lisa Picking, State Commissioner – International via email.



Applying for an International Letter of Introduction

Any registered member can complete an application for an International Letter of Introduction (LOI). However, a LOI is only issued to members when they have plans to participate in or visit a Scouting program or activity whilst overseas. If you do not provide detail of any planned Scouting involvement overseas, you will not be eligible for a LOI.

This WOSM endorsed document serves as evidence to any overseas Scouts you encounter that you are a registered Australian Scout.

It costs \$50, which includes the Letter of Introduction, two Australian International scarves and delivery.

Applications for a Letter of Introduction requires the approval of both the State Commissioner – International and the International Commissioner, Scouts Australia.

The process for applying for a Letter of Introduction is now online via the Scouts Australia International Event System.

Instructions on how to apply for a Letter of Introduction can be found via this link:

www.scoutsvictoria.com.au/media/2439/new-process-for-applying-for-an-international-letter-of-introduction.pdf

To create an account on the Scouts Australia International Event System: www.registrations.international.scouts.com.au/Login.asp#NewRegistration

International Events – Calendar

If an event has an official Australian Contingent, all members who wish to attend must apply to join the Australian Contingent.

The contingent charge generally covers the cost of the overseas Scouting event as well as an administration charge to the Scout Association of Australia National Office, airfares and any other transport as needed, two Australian scarves, gumnut woggle, name bar and presentation plaque(s) by the contingent team to the host organisers, insurance, as well as any gear as deemed necessary to be supplied by a contingent.

Individuals or groups may apply as an independently organised group or contingent to an event if Australia is not sending a nationally organised contingent.

YOUTH PROGRAM

Upcoming Events

Date	Event	Country	Age Range	Website / Notes
Dec/Jan 2019	New Zealand Venture	New Zealand	14-17 + Adults	www.international.scouts.com.au
April 2019	77th New Zealand Moot	New Zealand	Rovers	www.facebook.com/ausnzmoot77/
July/Aug 2019	24th World Scout Jamboree	West Virginia, USA	14-17, Rovers and Leaders	www.wsj2019.scouts.com.au
Jan 2020	22nd New Zealand Jamboree	New Zealand	12.5-15 + Adults	www.international.scouts.com.au
April 2020	78th New Zealand Moot	New Zealand	Rovers	
July/Aug 2020	3rd European Jamboree	Poland	14-17, Rovers and Leaders	www.international.scouts.com.au
July/Aug	24th World Scout Jamboree	West Virginia, USA	14-17, Rovers and Leader	www.wsj2019.scouts.com.au

If you are Interested in attending any of these or the MANY other international Scouting events you discover for yourself, keep an eye on the www.international.scouts.com.au webpage for details of events. More information will be published across a range of media and communication methods including social media.

International Transfers and Exchange Students - Youth and Leaders providing evidence of registration in other States or countries will be registered without a fee until the next census. Short term exchange students will be exempt from membership fees.

Uniform for members going overseas - The official Scout uniform for all individual and national contingent parties of youth and Leaders going overseas is the National Scouts Australia uniform policy (refer AP and R). Travel to and from an overseas event will be in uniform or any appropriate and approved contingent attire.

All members of Scouting must remember that they are ambassadors for Scouting in Australia as the premier and largest youth movement and as such must wear their attire correctly and present themselves at all times in an appropriate manner. They must be appropriately proud to show that they are a part of world Scouting representing Scouts Australia.

Special Events Badges: The Chief Commissioner of Australia may approve the design and wearing of a special event badge produced specially for an Australian Contingent, or approves the wearing of a badge produced by an Association overseas for all members attending the event. The National Secretary in conjunction with the Party Leader can arrange the production of such.

State and Local Name Tapes: Members may continue to wear State and local name tapes on the right sleeve when overseas. State or local badges worn on the front may have to be removed to provide space for special event badges or name tapes.

International Awards And Badges

Scouts of the World Award

The Scouts of the World (SoW) Award provides the opportunity for Venturer Scouts and Rovers to “create a better world” by facing the three main challenges of the future as identified by the UN Millennium Development Goals:

- PEACE, security and disarmament
- DEVELOPMENT and poverty eradication
- Protecting our common ENVIRONMENT



For more information regarding this award please contact the Project Commissioner, Scouts of the World via scoutsoftheworld@scouts.com.au or go to www.international.scouts.com.au/awards-badgework/scouts-of-the-world-award

International Explorer Award

The International Explorer Award is a belt and buckle that can be worn in place of the standard belt buckle on the uniform belt.

This award can be earned by any registered member of Scouts Australia who travels to an officially recognised international Scouting event overseas and participates in two of the following activities:

1. Service (minimum four hours)
2. Camping (minimum one night)
3. Training (minimum one complete day)
4. Attend at least three meetings (minimum three hours)

Upon their return from overseas, the candidate is required to complete at least three reports or presentations.

For more information regarding this award please contact State Commissioner – International or visit www.international.scouts.com.au/awards-badgework/international-explorer-award

YOUTH PROGRAM

International Travel - Emergency Contact Details

Each member of a National Contingent, Branch Service Project, or Branch Friendship Tour or individual traveller must register, or be registered, with the Department of Foreign Affairs and Trade (DFAT) Smartraveller website at least one week prior to departure from Australia.

For medium to large travel groups, Leaders may register all members. For smaller travel groups, the Leader may register all members, or they may register themselves. Individuals travelling by themselves, or with a small number of others, to a Scouting event, but not as part of a Contingent, must also register with Smartraveller.

Pen Pals

Who can have a Pen-Pal? To be part of the Pen-Pal Program you must be a registered Scouts Australia member - youth or adult. This will be verified with your relevant State before we link you with an overseas Pen-Pal. Groups can also link with an equivalent Group or Section overseas. Registrations are now open for individual Australian youth members and Leaders, as well as Group links between a Mob, Pack, Troop or Unit and an equivalent Group overseas.

Contact: National Pen-Pal Coordinator int.penpals@scouts.com.au

Visit www.international.scouts.com.au/programs-in-australia/penpals

International Accommodation

Accommodation is available at Scout Centres in a number of countries – visit the website or contact sc.international@scoutsvictoria.com.au for a list.

SISEP (Scouts International Student Exchange Program)

For more information regarding SISEP, please contact sc.international@scoutsvictoria.com.au

Funding Assistance - International Events

Event Funding Assistance to international events is available for Victorian youth members including Rovers/Young Leaders under 26 from the EML Fund, details of which are located under Event Funding in this Info Book.

Lord Baden-Powell Society of Australia - Funds

From time to time the LBPS will allocate an amount of money to each State of Scouts Australia to assist youth to go to an overseas event as a part of an Australian Contingent. Should a youth member be awarded a grant from this fund they can not apply for the EML Fund to also assist them for that same event.

Scholarships from the National Scouts Australia, International Office

From time to time a few financial scholarships may be made available for youth members and, for some events Leaders as well, to attend Scouting events or delegations overseas. Such scholarships would be advertised through the various Scouting social media outlets, Australian Scout (magazine) and Scouting websites. Applications would be awarded on a merit by merit basis following detailed criteria in the scholarship application form.

ADVENTUROUS ACTIVITIES



Alan Richmond, State Commissioner - Adventurous Activities

sc.adventurousactivities@scoutsvictoria.com.au

Assistant State Commissioners Adventurous Activities:

- Matt Conway asc.adventurousactivities@scoutsvictoria.com.au
- Ron Keehner asc.adventurousactivities@scoutsvictoria.com.au
- Lachlan Shield lachlan.shield@scoutsvictoria.com.au

State Leader Abseiling	Narelle Lowdell	state.abseiling@scoutsvictoria.com.au
State Leader Air Activities	Paul McLennan	state.airactivities@scoutsvictoria.com.au
State Leader Bushwalking	Ian Thorne	state.bushwalking@scoutsvictoria.com.au
State Leader Paddling	Shaun Smith	state.paddling@scoutsvictoria.com.au
State Leader Caving	Ian Barnard	state.caving@scoutsvictoria.com.au
State Leader Cycling	Lachlan Preston	state.cycling@scoutsvictoria.com.au
State Leader Four Wheel Driving	Duncan White	state.4WD@scoutsvictoria.com.au
State Leader Radio and Electronics	Phillip Adams	state.radio@scoutsvictoria.com.au
State Leader Rock Climbing	Casey Gray	state.rockclimbing@scoutsvictoria.com.au
State Leader Sailing	David Bryar	state.sailing@scoutsvictoria.com.au
State Leader Scuba	Bruce Ellis	state.scuba@scoutsvictoria.com.au
State Leader Ski Touring	Roger Harrop	state.skitouring@scoutsvictoria.com.au
State Leader Water Skiing	David Taylor	state.waterskiing@scoutsvictoria.com.au

General Advice

These requirements for Adventurous Activities are current as at the date of publication. If any Leader requires further clarification or advice, the State Leader appointed for that activity should be consulted in the first instance. State Leaders contact details are listed above.

Activities Policy

It is the policy of Scouting in Victoria that no member should be denied the opportunity to participate in any activity that is readily available to members of the general public through the operation of a commercial enterprise except in the case of a particular activity for which the Association cannot obtain Public Liability insurance (or not at an acceptable cost) or has no proven expertise, recognised experience or professionally qualified resource of its own, available to assess the inherent risks, to define the parameters and who has been formally authorised to accept leadership responsibility for the activity.

This policy has been framed within the context of the Association's Code of Conduct, Duty of Care and its training program, recognising also the inherent responsibility of each individual Leader to exercise at all times, the personal Duty of Care that is imposed upon each of us by statute and common law. Our guidelines may therefore be summarised as: 'appropriately trained Leaders', 'health' 'safety' and 'common-sense'.

Against this background, Scouting activities can be divided into two separate and distinct classes:

- Regular Scouting Activities are those that do not present a greater element of risk to the participants than any other. For these activities, our Wood Badge training program adequately covers most requirements for Joey Scout; Cub Scout; Scout and Venturer Section activities, while specialist assistance remains necessary for certain specialised activities e.g. Air and Water Activities. For any activity the Group Leader needs to be aware of when and where you are going and what you will be doing and that a Scout Safe assessment has been undertaken and that appropriately trained Leaders are in charge. This also applies if you are doing a District, Region or State activity. The checklist below could be used for any activity program.
- Adventurous Activities are those that do present a greater element of risk than Regular Scouting Activities. These are activities for which our Leaders are required to undergo specialised training and/or to demonstrate a prescribed level of skill in any one or more of these particular Adventurous Activities. Refer any questions to the State Leader for the activity.

The key to prudent activity planning is a combination of judgment and application of the principles of risk management. The following Policy and Guidelines have been endorsed by the State Adventurous Activities Council and the State Leadership Team.

Any Scout is permitted to participate in any formally approved or recognised Scouting activity, subject to the total observance of the following guidelines. Responsibility for the safe conduct of any Scouting activity will vest absolutely in the Leader In Charge of that particular activity and in full recognition of their Duty of Care to the participants.

Permission to attend these activities is given by the Group Leader subject to the above and the following checklist.

ADVENTUROUS ACTIVITIES

Group Leader/District Commissioner Checklist – Approving Activities

It is the ultimate responsibility of the Group Leader (LIC) of the Group to satisfy themselves that their Group members are participating in an activity that will be conducted by Appropriately Trained Leaders. The Group Leader should consider the following in making that decision.

Activity Brief

- Consideration of Award Scheme requirements, conservation, environment concerns and members diversity.
- Have all stakeholders (participants, Section Leaders, parents, carers), been fully informed?
- Information should include: dates/times/costs, purpose of the activity, location/site discussion, emergency evacuation procedures, emergency contact arrangements, personal equipment/clothing/toilet/hygiene requirements, food/menu, sleeping arrangements, safety issues, use and nature of specialised equipment, The activity brief must occur at least one week prior to the start of the activity.
- Has all relevant technical training been provided to all participants prior to the activity?
- Has Mandatory Training been considered?

Health

- Is an appropriately qualified First Aider available for the duration of the activity?
- Is an adequately stocked First Aid Kit available (to be supplied by the First Aider)?
- Have the Leaders access to each participant's CareMonkey profile?
- Does each participant understand the physical fitness requirements for the activity?
- Has the Leader In Charge established both the physical and emotional health requirements of each participant?
- Has the Leader In Charge established emergency details (location/phone contacts) for Emergency Services (police, ambulance, hospital, medical, fire)?

Risk Management – Scout Safe

- Have all appropriate forms been completed and returned (Activity Intention Forms, Special Activity Permission Form, CareMonkey profile updated, etc.)?
- Have relevant authorities been notified of the nature and location of the activity (police, park rangers, ski patrol, etc.)?
- Are current conditions being checked immediately prior to departure (weather forecasts; terrain; etc.)?
- Has an Evacuation Plan been prepared (when, how, transport, egress points)? Does each participant know of these arrangements? Who, locally, holds a copy of it (names/phone numbers)?
- Has an alternative Activity Plan been prepared and who, locally, is aware of the details (name/phone number)?
- Communications: What arrangements have been made (radios, phones, phone numbers, operational details, etc.)?
- If the activity is being conducted by an external service provider, has evidence of its Public Liability Insurance been obtained and reviewed? Is the level of indemnity at least \$10,000,000?

Location

- Is the site readily accessible?
- Has permission for use been obtained (in writing) from land owners/wardens/managers/Parks Victoria? Is the site appropriate for the planned activity? (i.e. having regard to the skill level, experience and physical limitations of each participant.
- Local knowledge – has information been sought?
- Activity Leader – Do they have personal knowledge of site/terrain and technical ability?
- Has the advice of the relevant State Leader for the activity been sought? Should it be?

Equipment

- Is it in good order, suitable and appropriate?
- Are you satisfied that the person responsible for checking the equipment has the technical knowledge and ability to do so?
- Transport availability, if necessary.
- Sufficient for enough participants for the activity to proceed safely?
- Is there sufficient familiarity on site with the correct use of all equipment being used?

Qualifications

- Scout Association Qualifications (Activity Intention Form for Adventurous Activities)
- Outside Organisation/Provider Qualified (Special Activity Permission Form)
- Leader holding a Certificate Adult Leadership present and who is responsible for Youth Welfare?
- Current skill training completed. Is it appropriate for the level of activity?
- Activity planning, approval and leading is the responsibility of the appropriate qualified Activity Leader, whose level of qualification is relative to the size of the event.
- Adequate number of Activity Leaders present for the activity according to the Risk Management Plan.
- If the activity has been out-sourced to an external service provider, does the person-in-charge of the activity hold a current "Working with Children" card?

ADVENTUROUS ACTIVITIES

Adventurous Activities Training

Activity Skills Recognition

Critical to the program is the Skills Recognition process. This process recognises many of our experienced Section Leaders who have activity prior skills and knowledge. Applicants wishing to seek Skills Recognition must:

1. Download and complete the Recognition of Prior Learning Application Form.
2. Attach any and all relevant evidence, such as documents, certificates, statements of results, references, samples of work.
3. Post all the documents to the relevant State Leader.

Any Training/Qualification Certificates, must be copied and certified as true and correct by a suitable person such as a JP, police officer, accountant, school principal, pharmacist or post office manager.

The State Leader for the Adventurous Activity or a member of their team is qualified to recognise the training undertaken to receive these qualifications and will consider it together with other supporting evidence. A critical component of skills recognition is proving currency. This is normally achieved by providing a log-book of recent activity participation. In some circumstances the State Leader for the Adventurous Activity may ask an applicant to complete a practical assessment by attending an activity and assisting or running an activity that the State Leader for the Adventurous Activity or Assessor attends. If found competent, the State Leader for the Adventurous Activity issues the comparable Scouting qualification. A National Activity Log Book for use by youth and adult members is available on the Scouts Victoria website and provides a record of your involvement in the range of activities. It is essential that such records be accurately maintained by all participants to ensure that you can provide evidence of current competency. Current First Aid qualifications must also be held.

For further information on the adventurous activity training program, the Skills Recognition process, please the State Commissioner – Adventurous Activities.

Adventurous Activities - External Experts

If we do not have an activity team for a particular activity and the use of a commercial operator is being considered, the following information together with a copy of your Risk Management Plan will need to be provided to confirmationofinsurance@scoutsvictoria.com.au who, where necessary, will liaise with the State Commissioner Adventurous Activities so due consideration can be given as to whether or not that particular activity is to be authorised:

- the qualifications and experience of each of the instructors; and
- whether or not any clients of the entity sustained any injury in the course of its particular operations within the last two years and if 'yes', the nature of such injury and whether or not the entity's Insurer accepted liability in relation to it and
- the certified copy of a Certificate of Currency in relation to the entity's Public Liability Insurance specifying both the nature of the cover being granted under the Policy and the aggregate amount of cover available under the Policy and noting Scouts Victoria as an interested party; and
- evidence that all adult instructors employed by the selected operator and available to instruct our members are the holder of a current Working With Children Card.

In addition, the parents or guardians of each youth member participating in the activity will be required to complete the Association's Special Activity Permission form confirming that they are aware and agreeable to their child participating in the activity notwithstanding that the activity is not being conducted under the direct supervision or control of the Scout Association.

ADVENTUROUS ACTIVITY TEAMS

ABSEILING

State Leader, Abseiling – Narelle Lowdell, state.abseiling@scoutsvictoria.com.au

Facebook – Victorian Scout Abseiling Team

Abseiling is the recreational sport of descending a cliff safely, while attached to a rope. An objective of the State Abseiling Team is to promote the activity to our youth members and to ensure that all persons conducting these activities do so with the best technical and practical skills and training available.

The State Abseiling Team is totally committed to maintaining and enhancing a high standard of managing risk and safety through the application of effective risk assessment and management procedures. Although the policy and standards for abseiling within Scouting in Victoria are set and monitored by State Abseiling Team, the responsibility within Group lines for ensuring that the Leader In Charge of an abseiling activity is both qualified and competent lies with the Group Leader or Leader In Charge of the Group concerned. Full lists of currently qualified Leaders are held by the State Abseiling Team and copies will be made available to Districts and/or Groups upon request.

Section Leaders wishing to become involved in abseiling are welcome to become trained as Leaders thus allowing them to make abseiling available to their youth members.

ADVENTUROUS ACTIVITIES

Mobile Abseiling Tower

We have two mobile abseiling towers that are available for weekend activities for youth, subject to Abseiling Leader availability. For cost and any further questions please contact the State Leader.

Cliff Face Jump Weekends

The State Abseiling Team is running a new set of activities for youth members. These activities will be held over weekends at a variety of locations around Victoria. The weekends will cater to different age groups please check when booking whether the weekend is suitable for your youth Section. Refer to program calendar.

All events will be booked online with opportunities for Packs, Troops, Units and Crews to book interested youth and Leaders. The amount of places on offer depends on the site and the available accommodation. Leaders will be required to attend with youth; youth can be hosted with other Groups. The Adventurous Activity Leaders are there to run activities and need the support of Section Leaders to supervise youth members while they are not participating in the activity.

Venturers who would like to gain abseiling competencies can book a weekend through the same booking system and express an interest in completing the abseiling Level 1 workbooks and can achieve competencies from the Certificate II in Outdoor Recreation through application to SAIT.

Dates will be advertised in both the weekly enews Be Informed and the Rover weekly news, information on how to book will be found in those emails and on the abseiling webpage.

Joey Scout And Cub Scout Days

Contact the State Leader for dates or bookings.

Scout Section - Abseiling Proficiency Badge

The Scout Abseiling Team has set aside a number of days and/or weekends to be available for Scouts wishing to qualify for the Scout Abseiling Proficiency Badge. Scouts seeking to qualify should understand that this will involve explanation of activity protocols and pre-jump requirements. In total, the badge requires about 10 hours to complete. Early reservations are essential. Please book through your Region team or direct to the State Abseiling Team.

State 'Satellite' Abseiling Teams

There are a number of satellite teams that operate under the auspices of the State Team, to conduct local abseiling activities for youth members and Leaders. They can call upon the State Team (and vice versa) for support as and when necessary. The teams, where qualified, will also provide introductory training for anyone interested in progressing to be formally qualified under the State Abseiling Team umbrella.

First Emerald Abseiling Team is a Scout Adventurous Activity team and operated by the 1st Emerald Scout Group

"FEAT" provides tower and rock face abseiling services for Scouts. The 12m Wilson and Nunn tower is at the Emerald Scout Centre, 21 Kilvington Drive Emerald 3782, Melway 127E5.

We operate at Gilwell Park by arrangement. We also operate Shiprock in Gembrook in Kurth Kiln Regional Park. We will abseil Cubs, Scouts, Venturers, Rovers and Leaders. Generally, Joeys may not abseil except as linking Cubs as there are physical limits (minimums and maximums) to abseil and participants need to be able to climb up a 6m ladder unassisted. Information on availability, costs and services are on our website www.emeraldscouts.org.au/index.php/abseiling-feat.

Bookings open for each term on the first week of that term and fill quickly so don't delay.

Diamond Valley Abseilers - Watsonia Scout Centre, AK Lines Reserve, Peters Street, Watsonia. (Melway 20 F2). The eight metre tower offers abseiling for Cubs through to Rovers. We are fully equipped and can offer access to cliff face locations by arrangement. We hold regular information sessions for Leaders interested in abseiling as a Group activity.

Contact: John Robinson abseiling@diamondvalleyscouts.org Visit: www.diamondvalleyscouts.org.au/abseiling

Bookings: weekdays, weekends and nights are available and are subject to availability of qualified Leaders.

Western Region Team and South Eastern Abseiling Team and other locations: Please contact State Leader Abseiling.

Challenge Ropes

The State Abseiling Team is responsible for the policies, training and operation of, rope activities such as Low and High Ropes, flying foxes, possum gliders and crate stacking activities. For more information contact State Leader - Abseiling

Crate Stacking

"Crate Stacking" is an activity which is becoming ever more popular and consists of an individual, the "stacker", placing crates one on top of the other while being suspended from an overhead beam. For a comprehensive set of guidelines contact the State Leader - Abseiling site, including: Scope; Leader Qualification; Training; Equipment; Preparation; Site Management; Procedure; Collapse and Permission.

Flying Foxes - Aerial Runways – Construction And Operation

For a comprehensive set of guidelines contact the State Leader - Abseiling, including: Scope; Leader Qualification; Safety Procedures and Permission.

ADVENTUROUS ACTIVITIES

AIR ACTIVITIES

State Leader, Air Activities – Paul McLennan, state.airactivities@scoutsvictoria.com.au

Facebook – Scout Air Activities Victoria

The team is based at Moorabbin Aerodrome (south-east Melbourne). All pilots are holders of a Commercial Pilots Licence and are members of Scouts Australia.

Activity Bookings: bookings.airactivities@scoutsvictoria.com.au General Enquiries: info.airactivities@scoutsvictoria.com.au

Student Pilot Training: learntofly.airactivities@scoutsvictoria.com.au

Air Activity Days are generally conducted at Moorabbin Airport. By prior arrangement and provided suitable facilities exist, the team provides local operations for our country members. Programs are offered for Joey Scouts, Cub Scouts, Scouts, Venturer Scouts, and Rovers consisting of a presentation illustrating airfield safety, identification of the principal parts of an aircraft, theory of flight, control surfaces and aircraft recognition. Activities conclude with all participants and Leaders being given the opportunity to enjoy a short flight.

Cost: For operations from Moorabbin the cost will be approximately \$50 per participant although this may vary due to the fluctuations in the cost of aviation fuel, the price will be confirmed at the time of booking. For operations from other locations there is an additional cost for ferrying the aircraft from Moorabbin.

Scout Air Activities Target Badge Days

Several days each year have been set aside for members of the Scout Section to qualify for the Air Activities Target Badge. The day covers all requirements of the badge at Pioneer, Explorer and Adventurer levels and includes a short flight. Reservations are essential and courses book out quickly, these are advertised through Be Informed. Further info and to book a spot, visit www.scoutsvictoria.com.au/activities-events/activities/air-activities/

Venturer Section – Venturer Award Pursuits Challenge

We have a new program comprising three parts including a full flight lesson tailored for the Venturer Award Pursuits Challenge. For further information and to book a spot, visit www.scoutsvictoria.com.au/activities-events/activities/air-activities/

Pilot Training

Information Days - Any Venturer, Rover or Leader over 16 years of age and who is interested in learning to fly is encouraged to attend one of our information days for prospective trainee pilots. These are conducted by the Air Activities Team which is based at the Moorabbin Aerodrome. The day starts at 10am and during the day there will be an opportunity to experience a trial instructional flight with a qualified instructor. If you are interested in flying, contact the Student Pilot Co-ordinator for more details.

Training - Pilot training is delivered by arrangement depending on the availability of instructors. All training is provided by fully qualified flying instructors and can be progressed from Student License level through Recreational Pilot Licence to Private Licence standard.

Cost - The cost to registered members of the Scout Association is substantially less than the amount that would be charged by any of the pilot training schools around Melbourne because we do not have salaries to pay. Again, due to the ever-fluctuating cost of aviation fuel, we will provide a cost estimate upon enquiry. Contact the Student Pilot Co-ordinator for details.

Gliding

The Gliding Club of Victoria (GCV) provides glider flights for Scouts, Venturers, Rovers and Leaders from its home base at the Benalla Airfield. Each flight consists of a launch to the altitude of your choice and can last from 10 to 40 minutes, depending upon the launch height chosen and the weather conditions on the day. If you wish, your instructor will let you 'have a go' on the controls and will explain to you the rudiments of flying the glider.

Contact: Gliding Club of Victoria at (03) 5762 1058 or visit Air Activities on Scouts Victoria website. Gliding requires the completion of a Special Activity Permission Form.

NOTE!

Flying activities conducted by anyone other than the Air Activities team require the completion of a Special Activity Permission Form.

BUSHWALKING

State Leader, Bushwalking – Ian Thorne, state.bushwalking@scoutsvictoria.com.au

Facebook – Scout Bushwalking

The State Bushwalking Team trains and supports Leaders and youth members in bushwalking leadership and skills. This includes Venturers wishing to gain skills prior to undertaking the Queen's Scout Award Expeditions, and also for Leaders seeking to re-accredit or validate their current skills. Team members are either active Section Leaders or Adventurous Activity Leaders. This support is:

- Training for Leaders and youth members
- The provision of resources
- Ideas of where to go and what to do

ADVENTUROUS ACTIVITIES

- Hire of equipment eg. GPS
- Advice and assistance to undertake new locations and activities

Follow us on Facebook for hints, tips and upcoming events - ScoutBushwalkers

Hazardous Or Prohibit/Restricted Areas

Several areas in Victoria have special rules for camping and hiking which can be hazardous or restricted. These include:

- Water catchment areas, due to access restrictions
- Alpine areas, including Tarli Karng
- Lerderderg Gorge, after heavy rain – danger from rising water in narrow gorge terrain
- Grampians National Park, due to terrain and water availability

Before hiking or camping in these areas especially, Leaders must check out the local regulations and restrictions which apply. In addition Leaders must ensure that they hold the appropriate accredited qualifications to lead the activity. In recent years we have had fires and floods and a number of our bush areas have been damaged and closed because of fire damage or flood erosion.

Bushwalking Training

Bushwalking - Level 1

This is a weekend similar to the Basic Outdoor Skills/Basic Scout Bushwalking course, delivered by the Bushwalking Team and focussing specifically on bushwalking skills. It covers:

- food for the outdoors,
- clothing and equipment,
- party management, and
- basic navigation.

It's an introductory-level course held on flat, easy terrain near Melbourne and designed to be accessible for most people.

Bushwalking - Level 1 (Venturers)

This course is open exclusively to Venturers. It's similar to Bushwalking- Level 1, but is more challenging and includes some content from Level 2 (it's almost like Level 1½). It covers most of the practical areas of the Venturing Skills badge, or could be used for VA Outdoors. The course also covers skills that would be very helpful to Venturers planning their VA/QS Expedition.



Bushwalking - Level 2

This course is for Rovers and Leaders who have a good grounding in basic outdoor skills and would like to improve. It covers:

- crossing rivers safely,
- planning a walk and leading a group in the outdoors,
- intermediate navigation techniques, including lots of practical navigation, and
- handling basic emergencies.

River crossings and planning are usually held on a Saturday, with an overnight walk weekend in moderately challenging terrain about two weeks later.

Bushwalking - Level 3

This course is open to already-experienced Leaders and Rovers wanting to extend their knowledge and bushwalking skills to an higher level. It focuses on advanced practical skills in in desert and alpine areas. The course covers the following topics:

- navigation in poor visibility, extreme conditions, and trackless terrain,
- party management in adverse situations, and
- dealing with challenging environments.

The course consists of three weekends in desert, snow, and scrub; attendance at the desert module (Queens Birthday weekend) is required for completion of the course.

Bushwalking - Navigation

This is a standalone navigation course for people who'd like to understand navigation better, or who want to brush up their practical skills. It covers:

- planning a route,
- following a bearing accurately, and
- navigating by terrain.

It's a one-day course held in moderate terrain near Melbourne.

ADVENTUROUS ACTIVITIES

Qualification Requirements

The Bushwalking Team issues several qualifications aligned to our training courses. However, Leaders with existing skills can seek skills recognition for their previous learning after written and/or practical assessment.

Leaders may also be appointed as an Activity Guide at any of these levels after formal assessment in core outdoor recreation skills, training techniques, and bushwalking-specific units. For more information, refer to state.bushwalking@scoutsvictoria.com.au.

Level 1 (Controlled)

Bushwalking - Level 1 Leaders are qualified to lead parties in Controlled environments only. Controlled areas are:

- non-remote (within an hour of assistance),
- below the snowline (1300m),
- not in a desert,
- under the supervision of Parks Victoria or DELWP rangers (ie: State and National Parks or similar), and
- feature moderate terrain.

Bushwalking - Level 1 is equivalent to Basic Scout Bushwalking or Basic Outdoor Skills, and forms part of Wood Badge training for Leaders in the Scout, Venturer, and Rover Sections. Unless a Leader specifically holds a higher level then this is their default qualification.

Level 2 (Intermediate)

Leaders with Bushwalking - Level 2 are qualified to lead parties in Intermediate terrain, which includes areas which are:

- non-remote (within an hour of assistance),
- above the snowline during summer (above 1300 metres elevation, from the first Sunday in October through to Queen's Birthday weekend) but not in winter, and
- more challenging terrain.

Level 3 (Uncontrolled)

Leaders holding a Bushwalking- Level 3 qualification may conduct unrestricted activities on foot or snowshoes (but not on skis) provided that they are aware of and have planned for the issues to do with walking in an Uncontrolled environment.

Leaders holding a Ski Touring qualification are also qualified to lead activities on snowshoes or conduct alpine bushwalking equivalent to that allowed for under their Ski Touring qualification.

Bushwalking Supplementary Activities

Snow-shoeing

Activities such as bushwalking or snowshoeing may take place above the snowline provided the Leader In Charge holds the appropriate qualification. Snowshoeing qualifications are similar to bushwalking qualifications, with the exception that all levels are able to lead parties above the snowline.

Group Leaders approving any activity above the snowline must pay particular attention to the Leader's qualifications and the party's emergency planning of provisions and equipment in case they encounter extreme weather conditions. These can occur at any time of the year in Alpine Regions. These qualification requirements do not apply to downhill skiing or to snow play activities such as tobogganing, throwing snowballs, making snowmen, or building igloos (etc) in a designated resort area; these activities do not require a qualification.

Alpine conditions can change rapidly at any time of the year and snow can fall making conditions extreme. Consideration of the age and ability of youth members and the suitability of the activity must be taken into careful consideration before holding the activity. Leaders must plan for the fact that snowshoeing is far slower and more tiring activity than normal walking (about six to eight kilometers per day, at best). It is not recommended that Scouts camp in the snow.

Also refer to the Ski Touring section, and for further information, contact State Leader - Bushwalking.

Rogaining is a team navigation activity/sport. Events are conducted by the Victorian Rogaine Association on a regular basis, including one specifically developed for Scouts in June, being a five hour bush rogaine. VRA events and resources can be found at: www.vra.rogaine.asn.au

Rogaining is also part of the Gilwell Park Patrol Activity Camp program. Suburban Adventure Racing – an introduction to rogaining for all Sections. Visit the Choose your own Adventure pages or www.suburbanadventure.com.au/

Bushwalking Interstate Trips – Interstate Bushwalking requires the approval of the relevant State.

Scout Bushwalkers

A bushwalking club run by the Bushwalking Support Team to enable Leaders to enhance their skills and gain ideas for their Groups. Meetings are on the fourth Tuesday of the month in conjunction with team meetings. Contact: Ian Thorne – State Leader Bushwalking

ADVENTUROUS ACTIVITIES

Geocaching

Geocaching is a high-tech treasure hunt where participants navigate to hidden containers using GPS units. Upon reaching their destination, they leave a small item like a toy, bookmark or pen and take another object from the container. Scout Bushwalkers have several Garmin eTrex Global Positioning System units that can be hired out to Scout Groups. Hire charges per unit is \$10 per day, or for expeditions of more than a weekend by arrangement. A \$50 refundable deposit is required, or replacement cost if unit is lost or destroyed. Hirer is to provide own batteries. Contact State Leader – Bushwalking

CAVING

State Leader, Caving – Ian Barnard, state.caving@scoutsvictoria.com.au

Explore a fascinating new world, hidden beneath the earth. Pretty crystals and spectacular natural formations shine with a special life of their own in the beam of your torch. Voices echo in the dark caverns, and you'll feel a tingle of excitement as one of the privileged few to experience these mysterious spaces.

You'll be surprised at how much there is to explore in Victoria's cave systems. Discover natural rock formations that have taken thousands of years to develop. Be challenged by the maze of tunnels and grottos. You might even have an encounter with cave crickets or glow worms.

Caving is a demanding adventure, which could include some tight squeezes, rock falls and plenty of slippery mud. You don't have to be super-fit, but you need to be prepared for a physical adventure. If you aren't comfortable with enclosed spaces, darkness or mud, then you'll need to rethink your caving goals.

Who can be involved?

The State Adventurous Activities Council approves caving as an adventurous activity for Scouts, Venturers, Rovers and Leaders.

For Joey Scout and Cub Scout Groups, you could consider an introductory activity with a commercially available tour group. Caving is not recommended as a programed activity for these younger Sections.

NEW PROGRAM: As the New Program (YPR) is implemented Project Patrols that have caving as an adventurous activity will be provided the opportunity to attend caving trips. Contact the State Leader - Caving.

Badges and Awards

Caving weekends are programmed regularly so Scouts can qualify for their 'Caving' activity badge.

These activities can also be used towards the Venturer Endeavour Award, Venturer Outdoors 1 and 2 Awards and Queen's Scout Award.

Guidelines

Caving has many potential dangers, so guidelines have been developed by the State Adventurous Activities Council. It's all about safety for the participants and preserving the delicate, irreplaceable cave environment.

All caving activities are supervised by an appointed Caving Guide.

Team Caving Trips

Scouts Victoria Caving Team trips are generally run each month from February to November. Locations include Buchan, Budj Bim NP or Portland, which are about a four to five hour drive from Melbourne. A few days are scheduled to caves closer to Melbourne, dependent on team availability.

The Trip Leader will choose the caves based on the capabilities of those involved. Caving activities at Buchan, Budj Bim NP and Portland involve camping on the Friday and Saturday nights, so participants need to provide their own transport, tents, food and cooking gear.

The cost of these weekends covers camping fees and equipment. You'll usually pay around \$45 to \$55.

Booking a trip is essential. Bookings open October 1 each year for the following year.

Requirements

You will have to supply:

- Your own overalls or old clothes and sturdy boots
- A good robust headlamp or large torch with a sling (for hands free) and new batteries
- An additional emergency source of light such as a pen torch

Bring a camera with flash so you don't miss the unique selfie moments, and make sure it has a protective bag.

All Venturers and Scouts MUST be accompanied by Section Leaders.



ADVENTUROUS ACTIVITIES

Checklist for Group Leaders

Qualifications:

Caving Guides must first be approved by the State Leader Caving, who'll provide all the assistance and information required.

The Caving Leader must also be:

- A qualified Scout Adventurous Activity Guide (Caving); or
- A qualified Scout Adventurous Activity Instructor (Caving); or
- A Commercial Caving Operator approved by Scouts Victoria and having adequate insurance; and who, in each case, is a current member or associate of the Australian Speleological Federation.

Ratios:

Minimum of one experienced caving guide for every five participants.

Training

Training in caving activity leadership and technical skills is provided by the Scouts Victoria Caving Team. Enquiries are welcomed from Section Leaders, Rovers and Venturers. For details of training days or general Caving enquiries, contact the State Leader Caving.

Trip bookings for:

Venturers - cavingventurerbooking@scoutsvictoria.com.au

Scouts - cavingscoutbooking@scoutsvictoria.com.au

CYCLING

State Leader, Cycling – Lachlan Preston, state.cycling@scoutsvictoria.com.au

Facebook: Scout Cycling Team – Victoria

Step your cycling skills up a gear with some of the fantastic activities offered through Scouting.

Whether you're keen on the rush of mountain biking, or you want to know your bike better for peak performance, the Scout Cycling Team can deliver practical help and great advice.

Mountain Biking

The Mountain Biking Patrol has qualified and trainee Mountain Bike Leaders who can run courses and activities.

Our Activity Calendar includes events like 'Come & Try Mountain Biking Days' to get a taste of mountain biking, 'Intro to Mountain Biking' to learn the core skills and 'Intermediate Rides' for experienced riders to practise their skills.

Program Support

The Program Support Patrol helps groups and sections to incorporate cycling activities as a part of their regular program. This could include sample nights or advice about bike hikes. We can help with assessors for badge work.

In 2019, the team will commence running 'Basic Bike Programs for Leaders'. This single day course will give section leaders the skills and confidence to run their own cycling programs. This is primarily targeted at Joey, Cub & Scout Leaders.

Maintenance

The Maintenance Patrol wants to make sure that bikes are safe and reliable for cycling activities. We look after the regular maintenance of equipment and we provide mechanical support for events.

Our patrol also leads skills training in bike maintenance, with regular 'Basic Mechanical Skills' training available for Leaders and youth members wanting to get the basic skills to maintain their bike.

For those with mechanical foundations locked-down, in 2019 the team will run 'Mechanical Masterclasses' which will give more detailed training around specific mechanical skills.

We have some bikes available for hire currently and are building up our fleet to be able to offer a wider array, including useful equipment too.



FOUR WHEEL DRIVING

State Leader, Four Wheel Driving Team – Duncan White, state.4wd@scoutsvictoria.com.au

Facebook – Victorian Scout 4x4 Service Unit

Membership is open to any member of Scouts Victoria who can enjoy four-wheel driving activities with other Scouts and the opportunity to use their vehicles and skills on a wide range of activities. The team aims to provide service to all Sections of Scouting. Talks and trips can be arranged for any Section. We can also provide assessors for the award schemes. The team also provides assistance in running major activities with mobile communications equipment, four-wheel drive vehicles and competent drivers.

ADVENTUROUS ACTIVITIES

The team has been involved with Rover Moots, Scout Hikes, Armstrong 500, Mudbash, Hoadley Hides, Venturer Gathering, static displays and is at the forefront in 4WD driver training. Meetings: Third Monday of the month, 8pm, Scout Hall, Ivanhoe Grove Chadstone.

Contacts: State Leader Four Wheel Driving: 4x4 Service Unit P.O. Box 2202 Fountain Gate Vic 3805

Venturer Award Scheme Standards - Four Wheel Driving

Questions re award scheme standards - contact State Leader Four Wheel Driving

Level 1 Outdoor or Pursuits

Pre-Requisites:

- Learner's Permit and access to a four wheel drive vehicle.
- Basic driving skills.

Requirements

- Participate in an Activity Leader Basic 4x4 Level 1 Four Wheel Drive course
- Participate in an easy/medium day trip within two months of completing the course

Level 2 Outdoor or Pursuits

Pre-Requisites

- Complete Level 1 Outdoor or Pursuits - Four Wheel Driving Requirements
- Organise and run an easy/medium day trip in unfamiliar terrain; Prepare pre-trip notes and maps; Report on track conditions; and Report to 4x4 Service Unit on trip

Checklist for Group Leaders when authorising an activity

Adventure Activity Standard – Four Wheel Driving

This Government sponsored standard sets out a series of guidelines for activities that involve leading a group of people on a four wheel drive tour or activity. All four wheel drive activities involving youth members must adhere to the guidelines contained in the standard. The standard may be obtained from Outdoors Victoria: www.outdoorsvictoria.org.au

Qualifications

Trip Leader: must hold a Certificate of Adult Leadership, have completed the Activity Leader qualification requirements including the Activity Leader Basic 4x4 Level 1 training course or an approved equivalent, have experience in the trip terrain type (alpine, desert) and preferably training to an advanced level (Activity Leader Advanced 4x4 Level 2) for hard trips. Must be able to assess the suitability of vehicles and drivers for the trip and recommended that assistant trip Leader have similar qualifications.

Drivers: All drivers must have completed the Activity Leader Basic 4x4 Level 1 training course or an approved equivalent, and have experience in the trip terrain type. Drivers must know how to use a recovery strap safely and understand stall procedure for manual vehicles. Drivers of automatics must be aware of the issues relating to descents where traction is poor.

Passengers: Passenger age and experience will determine appropriate trip classification.

Vehicles: All trips should be undertaken with at least two or more vehicles - never solo. All vehicles should have suitable tyres and basic recovery gear (shovel, recovery strap). One or more vehicles should carry a hand winch (2.5T capacity) and accessories. On Black or Red trips, one or more vehicles should have a power winch (3.6T capacity) with experienced operators. For trips to alpine resorts, and other trips where snow is possible, vehicles must carry one pair of wheel chains. On trips involving non-resort snow driving two pairs of wheel chains should be carried. Equipment for an unplanned overnight stay must be carried also. Consider passenger comfort when allocating seats. Leave spare seats to allow for a disabled vehicle. All occupants must be seated in legally approved seats with seat belts fastened - not in trailers or the back of utilities. Avoid sideways facing seats especially for younger passengers. Youth members must not travel in vehicles driven by learner drivers.

Trip Classifications

- Green - all wheel drive vehicles. High range only. Road tyres.
- Blue - Mainly high range with some low range. Road tyres.
- Black - Significant low range. Standard ground clearance. All Terrain tyres. Experienced drivers would have little difficulty on all sections.
- Red - Extensive low range. High ground clearance. Mud P13 4WD – ideally dates
- P12 Terrain tyres. Winch/Recovery equipment. Experienced drivers only. Experienced drivers with suitable vehicles may have difficulty on some sections
- Snow - snow driving in non-resort areas should be classified as Black for day trips, Red for overnight.

ADVENTUROUS ACTIVITIES

Limitations: Injury can occur within vehicles if inexperienced passengers are subjected to rough rides.

- Joeys and Cubs - Blue
- Scouts Blue (or Black if not too rough)
- Venturers - Black
- Rovers - Black (or Red if experienced)

Questions: If you have questions regarding these guidelines please contact the State Leader Four Wheel Driving. Group Leaders who are unwilling to accept responsibility may request the assistance of the State Leader or his nominee.

Four wheel driving courses

The team conducts several training courses throughout the year – refer to www.scoutsvictoria.com.au for further information. Both Basic and Advanced courses are run and a Venturer course plus a driving clinic.

PADDLING (CANOE AND KAYAK)

State Leader, Paddling – Shaun Smith, state.paddling@scoutsvictoria.com.au

Facebook – Victorian Scout Canoe Team

The Paddling Team is available to assist and advise members with their canoeing and kayaking activities, conduct training and assessment, come and try days, trips and other related activities. We welcome all members to join the Scouts Victoria Canoe Team. We also have Region based teams who run regular activities across the state and Groups may join any activity in any Region as long as they meet the minimum requirements for participation.

Cub Scout Badge Days – run in Geelong – contact State Leader Canoeing

Come and Try Canoeing - February 17 2019, Lilydale Lake

Open to all Sections this is a must do activity. Details available on website under Activities – canoeing.

Night Paddle – May 11 2019

This annual Night Paddle on the Yarra is a must for all experienced canoeists – Scouts to Rovers and Leaders. Details available on the website under Activities - canoeing

General activities: Canoeing activities that are confined to an area of enclosed, flat and unmoving water [i.e. a dam or small lake], may be conducted by a Section Leader without the need for a Canoe Activity Leader to be present provided that all the safety requirements and procedures for a swimming activity have been met and that the designated lifeguard is able to reach the participants without the need for a rescue craft. Refer: What am I allowed to do? www.scoutsvictoria.com.au/activities-events/activities/canoeing-and-kayaking/

All other canoe/kayak activities: It is expected that, with the exception of any concessions granted, all other canoe/kayak activities will be supervised or generally overseen by appropriately qualified Activity Leaders. If you would like to gain a qualification to run activities with your Group please contact the State Leader Canoeing.

Minimum Standards of Attire – State Policy

The State Canoeing Team has prescribed the following as representing the minimum standard of attire for all members participating in canoe and kayak activities. While on the water all such participants must wear an appropriate personal floatation device; and suitable enclosing footwear; and an appropriate canoeing helmet

Wearing of helmets

- Flat Water: the wearing of helmets shall be optional and left to the discretion of the Activity Leaders In Charge of the specific activity.
- Moving Water: the wearing of appropriate helmets is mandatory in all circumstances.

Minimum Standards for Participation

- All participants in all canoe and kayak courses must be able to swim 50 metres
- To participate in a Level 2 course the Level 1 course in the same craft must be completed first

The most up to date information on all canoeing and kayaking activities including Eskimo rolling, courses, trips, policy and guidelines can be found on Scouts Victoria website.

Canoe and Kayak Courses

Canoe and Kayak Scout Standard courses (Scout Standard) are conducted throughout the year in many and various locations. These courses are prerequisite to the higher level courses which are available on request. For further information contact the State Leader Canoeing or go to Scouts Victoria website for full details and updates on all activities courses and guidelines.

www.scoutsvictoria.com.au/activities-events/activities/canoeing-and-kayaking/

ADVENTUROUS ACTIVITIES

Boat Inspections – Craft Suitability for activities

Prior to the commencement of any on water activity, the Leader In Charge must inspect all craft (canoes/kayaks) to ensure the craft meet the minimum requirements set out below. Each craft must:

- Have a permanent unique identifying name or number on its hull.
- Have sufficient secured positive buoyancy to keep the fully loaded canoe, its equipment and crew afloat when swamped to the gunwales. Foam buoyancy is recommended.
- Have well-secured handholds at bow and stern, no more than 30cm from the end of the boat. These may take form of loops of rope not less than 6mm, although thicker rope is desirable. The loop should be large enough to accommodate four fingers, but not so large as to allow the whole hand to pass through and become trapped. Toggles (about 10mm long and 15-20mm in diameter) are an alternative. Metal handles attached by screws are not acceptable. The use of painters is not recommended, but if they are used they must be quickly detachable (e.g. fitted with a karabiner) and stowed securely in the boat, preferably in a stuff bag. Painters do not negate the need for proper handholds.
- Be of sound, strong and water tight construction in good condition, with no sharp edges or protrusions.
- Have paddles of proper size, shape and design, in good condition.
- Be equipped with bailers. If the bailers are tied in, lanyards should be as short as possible. A sponge is a suitable replacement.
- Have a suitable approved personal flotation device (PFD) in a sound, undamaged condition for each crew member.
- Have footrests to prevent the paddler from sliding forward and becoming trapped. Canoes must have adjustable footrests fitted for the stern paddler. Kayaks must have adjustable footrests fitted.
- Allow easy egress for the paddler in the cockpit (and spray deck if used), whether the canoe or kayak is upright or capsized. Emergency repairs carried out to complete a trip or activities are to be made good before the canoe or kayak is used again.

Safety Equipment – for canoe/kayak activities.

The following items should be carried with each group:

1. First Aid Kit.
2. Throw bags (or line) 15 to 20m length (each leader).
3. Repair kit.
4. Spare paddles.
5. Whistle, map and compass.
6. Leaders may choose to wear (or fit to boat) individual towlines with carabineer and quick release device.
7. Spare clothing
8. Bivvy bag and synthetic full zip sleeping bag for hypothermia treatment.

NOTE: Items 1, 7, and 8 should be carried in a waterproof container unless on the bank adjacent to the activity.

Flat Water Rafting

An inexpensive activity that combines Water Activities with construction for Cub Scouts and Scouts, although other Sections members may also enjoy such activities.

The range of craft that may be constructed and used varies and most Groups will have access to drums, poles, lashing ropes and paddles. Rafts can also be constructed using milk cartons and other materials, but the use of polystyrene foam should be avoided, as it is a potential hazard to livestock.

A few basic rules will ensure safe and enjoyable activities. As with all Water Activities, suitable clothing, footwear that encloses the foot, e.g. old sneakers and correctly fitting PFDs, must be worn by all participants.

Care should be taken to ensure that PFDs are not too big or too small, as incorrectly fitting equipment will not provide the safety or confidence that the provider or the wearer intended.

All participants must be able to swim 50 metres wearing a shirt, shorts, suitable footwear (such as old runners, but not thongs, gum boots or other heavy footwear) a correctly fitting PFD and a “canoe” helmet. This testing should be done before the day of the rafting activity. Venues such as ponds, dams, small lakes and rivers without rapids, can be used. Each activity must be under the control of a Leader who holds a C2 or K1 craft Competency Level 1 qualification as a minimum. Cub Scout Leaders may arrange for the Group’s suitably qualified Scout Leader or Assistant to participate. If your Group does not have any Leaders with such qualifications, the State Canoeing Team will arrange for a suitably qualified Leader.

Leaders do not need to be part of the raft’s crew. Raft activities should be limited to areas of quiet water. Craft are not to venture more than 50 metres from waist deep water for the smallest member of the raft’s crew. Leaders should be aware of the likely weather conditions and keep a look out for changes which could blow rafts from the shore and make return paddling difficult. A suitable rescue craft, which could be a canoe, with appropriately qualified Leaders ready to rescue, should be provided. The venue (especially smooth flowing rivers) should be devoid of any white or broken water, or any possibility that the conditions will change after you visit the venue to check it before the activity, preferably the day before, or during the activity.

Suitable clothing for rafting, that should avoid the use of jeans, should be advised to all those participating prior to the activity and the Leaders should ensure that the clothing requirements are brought and worn during the activity. A complete change of dry clothing will need to be available for each participant to wear and a towel to dry off, after the activity.

ADVENTUROUS ACTIVITIES

Tyre Tubes, Air Mattresses

These activities may be undertaken on a river providing safety precautions additional to those required for the usual water activities of canoeing, kayaking and sailing are addressed. Copies of Rules and Guidelines can be provided. The valve on any inflatable device must be firmly taped to the craft so as to be completely covered and must not protrude - the use of strong and waterproof ducting tape is highly recommended.

RADIO AND ELECTRONICS

State Leader Radio – Phillip Adams, state.radio@scoutsvictoria.com.au

Postal Address: SRESU, P.O. Box 269, Box Hill, Vic 3129 Website: www.sresu.asn.au

The Scout Radio Team was primarily created to provide youth members with the opportunity to experience amateur radio as a means of communication locally and around the world. It also provides communication services for major activities being conducted within the State. The Radio and Electronics Team meet monthly, feel free to consult us about the communication needs of your next activity. Membership is open to all members of the Association having an interest in radio, electronics or communications.

How do we get the Radio and Electronics Team to our activity? Please visit our website www.sresu.asn.au and download a Request for Provision of Services form or complete the form online www.sresu.asn.au/activities/request-for-provision-of-activity-or-service

Training

One of the Radio and Electronics Team's core objectives is training and assessment.

Amateur Radio

The Radio and Electronics Team has qualified Instructors and Assessors who instruct, train and assess youth members and Leaders who wish to obtain one of the amateur radio licence (Foundation, Standard and Advanced) made available by the Australian Communications and Media Authority (ACMA) and the Wireless Institute of Australia (WIA). The Radio and Electronics Team is generally available, by negotiation, to conduct training courses within the Melbourne metropolitan area as well as in country locations.

See: www.sresu.asn.au/training

Marine Radio Licences

The Radio and Electronics Team provide training in the Short Range Operators Certificate of Proficiency (formerly MROVCP). We facilitate exams in both Short Range Operators Certificate of Proficiency (SROCP) and Long Range Operators Certificate of Proficiency (LROCP). Minimum age of 16 applies for marine radio licences.

"Scout" (VK3SAA-VK3SDZ) Call signs

Amateur Radio Operators holding appropriate Certificates of proficiency may apply for a Scout Call Sign. JOTA sites may apply to SRESU for use of a "Scout" call sign which enables the licensed Amateur Radio Operator(s) to use the "Scout" call sign providing instant recognition to other JOTA participants.

Jamboree of the Air/Jamboree on the Internet (JOTA/JOTI)

JOTA/JOTI allows Scouts to attend their local Hall or campsite to part take in Radio and Electronics and other activities - speaking to other Scouts worldwide using Amateur Radio, IRLP and Echolink and JOTI, speaking to Scouts using Internet Relay Chat (IRC), and other internet related communications.

Youth members who participate in JOTA/JOTI will receive a badge that can be worn on the uniform as a special activity badge.

Registration for JOTA/JOTI, guidelines and applications for badges/call signs are available on www.sresu.asn.au/jota

Calendar of Events – Please refer to the website www.sresu.asn.au/calendar and the Scouts Victoria website for our latest training and events calendar.

ROCK CLIMBING

State Leader, Rock Climbing – Casey Gray, state.rockclimbing@scoutsvictoria.com.au

Top Rope Activities

Top Rope Climbing is open for Scouts (Cubs linking to Scouts are accepted), Venturers, Rovers and Leaders. It is a safe and easy way to experience climbing outdoors. It is similar to climbing in gyms but on natural rock cliffs with no coloured holds that show you where to climb and a great view from the top. Top rope climbing activities are conducted at various locations across Northern and Western Victoria, incl. Northern Grampians, Mt Macedon, You Yangs, Mt Alexander and Staughton Vale. Climbs are available for all standards of climbing ability from the most nervous first timer to gifted climbers and our aim is challenge all participants to gain skills and techniques in order to achieve more than they expected regardless of the level attained. And of course to have fun! Awards:

- Scouts can attain the Scout Section's rock climbing proficiency badge by completing five climbs to the satisfaction of the climbing team
- Venturers can apply for Outdoors or Pursuits towards their Queen's Scout Award Scheme. Please contact the team at least four weeks prior to the activity to discuss requirements and expectations.
- Top Rope climbing activity weekends: Refer to www.scoutsvictoria.com.au or Be Informed

ADVENTUROUS ACTIVITIES

Booking Policy

In order to maintain the quality of the rock-climbing experience we have to limit the number of participants at top rope weekends (20 Participants).

Cost is \$50 per participant. In order to reduce the chance of last minute cancellations, we require a \$25 non-refundable deposit (per participant) to confirm all bookings and the remainder of the full payment to be made four weeks prior to the weekend. First term bookings require full upfront payment. This means that there is an opportunity to offer any unfilled places to alternative groups that may have missed out earlier. In many cases multiple groups will be taken on the same weekend, if numbers permit, in order to provide maximum opportunity for interested groups to enjoy the experience. Refunds will generally not be available for group cancellations. For more information contact the team

For bookings or information contact: – rockclimbing.bookings@scoutsvictoria.com.au

Training Courses

The Rock Climbing Team offers several training courses including;

- Artificial Top Rope and Single Pitch Lead Rock Climbing
- Natural Top Rope, Single Pitch and Multi Pitch Lead Rock Climbing
- Vertical Rescue (all courses are conducted as Nationally Recognised Training Courses)

These courses are open to Venturers (over 14 and a half), Rovers and Leaders. Courses will be conducted at various sites and are competency based training.

There are two main Scouting courses offered

1. Top Rope Climber Certificate (CLM-591):

May assist with a top rope activity under the supervision of a Rock Climbing Activity Guide or Leader. This training is completed either over 3 intensive weekends typically in September and October or passively over a period of no longer than 12 months. Participants are required to attend at least one top rope activity in order for the team to assess general climbing competency

2. Lead Rock Climber Certificate (CLM-592)

May lead rock climbs unsupervised with other rock climbers holding a Lead Rock Climber Certificate or higher and may assist on a Lead Climbing activity under the supervision of a Rock Climbing Activity Guide or Leader. This training is completed either over four intensive weekends typically in September and October or passively over a period of no longer than 18 months. Participants are required to attend at least two top rope activities in order for the team to assess general climbing competency

Contact the team for more information.

SAILING AND POWER BOATING

State Leader, Sailing – David Bryar, state.sailing@scoutsvictoria.com.au

Scouts Victoria Sailing and Power Boating Team

The Sailing and Power Boating Team is here to assist members in all formations with their sailing and power boating activities. To conduct training, and assess qualifications for those who successfully complete the requirements. To help with 'messaging about in boats' (B-P quote): try sail days for fun; regattas for sailing practice and exposure to racing protocols. See the website for the dates and participation requirements in any of these activities. These training and fun boating activities are run at various locations around the state by team members who may be State, District or Group based. Any qualified adult member is welcome to join.

Visit: www.scoutsvictoria.com.au/activities-events/activities/sailing-and-power-boating/



Group Leaders Responsibility for Small Boats Activities

The Scouts Victoria Sailing and Power Boating Team is totally committed to maintaining and enhancing the safety record with regard to sailing and power boating by Victorian Scouting. Effective risk assessment and risk management procedures are used. Policy, standards and manuals are set and monitored. These actions by the Team do not diminish the responsibility of the Leader In Charge of the Group/District/Region, of ensuring that the Leader In Charge of any small water craft activity is both qualified and competency is current. See section of "Group Leader Checklist for Approving Adventurous Activities", especially in regards to Insurance, Activity Advice Form, etc. The first line of support for the Leader In Charge is the particular State Leader – Adventurous Activities relevant for the craft and or activity.

It is expected as a 'duty-of-care' that any small boating activities will be supervised or generally overseen by Adult Leaders that are also appropriately qualified in Adventurous Activity. Any Adult Leader that would like to gain the appropriate qualification to run sailing or power boating activities within their Group, District or Region, should please contact the State Leader at state.sailing@scoutsvictoria.com.au

ADVENTUROUS ACTIVITIES

Minimum Standards for Members and for Craft Safety

The Sailing and Power Boating Team has prescribed the following as representing the minimum standard for all small boating craft, and Scout members participating in Sailing and Power Boating activities run by Scout members.

While on the water all participants must wear appropriate:-

- Personal floatation device, suitable to the event
- Suitable enclosing footwear
- Suitable clothing and protection, for weather and event
- Helmets are not yet a compulsory item for Victorian Scouts sailors.

Member in charge of craft must be able to:-

- Swim 50 metres
- Understand and check safety features of the craft, including sea-worthiness, before each launch
- Know and understand 'applying first aid' appropriate to being on-board small off-beach craft
- Check appropriate life jacket for each crew member
- Able to recognise changing weather conditions
- ensure that power craft registration and safety equipment is both current and appropriate
 - › if operating a small power craft (both recreational craft and personal water craft – jet skis), show age is over 16 years and that Marine Licence is both current and appropriate;

Member in charge of Activity must ensure:-

- That craft operators and skippers are adequately trained
- That a risk management plan is in place
- Sailing craft Skippers that are not being given guidance have as a minimum, Level 1 Sailing Skills qualification – Vic Scout Code 511 or peak body equivalent
- Power craft operators' support person (observer) is of adult age, and may have water ski boat observers certificate
- Power craft operators are of adult age and have current and appropriate Marine Licence - Victorian Government registration
- Victorian Scout members operating power craft, private or Scout used on Scouting activities, have current and appropriate qualifications:-
 - › for recreational patrol boats (supporting and/or observing participating craft) have VicScout's Code 513 or peak body equivalent;
 - › for recreational safety (rescue and/or retrieval of persons and/or craft) boats have VicScout's Code 514 or peak body equivalent;
 - › for water skiing boats see Water Skiing Section
- Propeller guards shall be fitted to all recreational outboard power boats (Scouts and private) being used at a Scout activity for mitigation of propeller strike incidents and peace of mind of operators. Current market place commercially manufactured steel or non-steel propeller guards will suffice until standards are set.

Sailing and Power Boating Activities

For current information on courses and changes/additions, please visit the Scouts Victoria website Sailing page. Also listed are details on try-sail days and regatta events for sailing practice.

Try Sailing/Regattas

Various Districts run a 'come and try day' for sailing and canoeing etc. See newsletters of your Districts or Region. Even come along to one of the Try Sailing days listed in the program calendar.

For large groups, from 20 to 80 of all formations from Joey Scouts, up to Rovers, Leaders, and supporting family members (siblings and parents), book into the Guide and Scout Water Activities Centre at Sandringham. See Choose your own adventure page.

Sailing and Power Boat Courses' Dates

Courses are shown under training and updated on Scouts Victoria website. Also includes course program, costs and applicants limitations.

All courses are dependent on weather, participant number and stature, and consequent availability of instructors and suitable craft:

- Weather: winds under 15 knots (30km/h), waves under 1.0m
- Sailing: minimum of six to eight, and a maximum of eight to 12
- Power boating: minimum of three and a maximum of nine
- Ages over ideally 12.5 years for sailing; over 16 years for power boat for full Marine Licence, 12 years for restricted licence
- For duty of care with boat handling (on and off the water), crew position swapping, and emergency drills of capsizing and person over-board, need a balance across course of the participants' body statures with ideally none over nominal 30 BMI

ADVENTUROUS ACTIVITIES

- Courses are self-catering and self-accommodated
- Costs reflect location, availability of water craft, Instructors, and venue, etc
- Closing date is usually six weeks before course
- Additional courses or different dates and locations will be considered for Scout Groups, especially in the country, if numbers are sufficient and location and craft availability is practical, and suits timing and availability of Instructors, etc

Running of course is dependent upon final numbers, adequacy of age ranges to handle craft, and availability of appropriate craft and instructors. This is why we have such a long lead time to closing, nominally at least six to eight weeks.

Guide and Scout Water Activities Centre

The centre is the home of the Sailing Team and Water Activity Days are run from October through to March, check out dates on the Choose your own adventure page.

Sea Scouts

Some Groups specialise in water activities requiring the active involvement of trained Leaders, who have the technical knowledge and practical experience to enable them to provide appropriate activities.

These Groups need to provide suitable craft for these activities, however while Sea Scout Groups deliver Sectional programs that rely heavily on sailing, canoeing, kayaking, rowing, and power boating activities, other Groups and Sections offer a varied program with segments including various specialties involving water and water craft. These Groups therefore also need to ensure that the Leaders they have conducting those parts of their program that is considered to be Adventurous Activities are suitably qualified in the Adventurous Activity.

Recommended reference handbooks for Sea Scout Leaders are:

'New Zealand Sea Scout Handbook' published by the Scout Association of N.Z. 'Sea Scout Leaders Handbook' published by the S.A. Branch, Sea Scout Section. 'Scouts on the Water' by Percy Blandford, published by the Scout Association, U.K. 'Australian Scout Field Book', published by the Scout Association of Australia.

SCUBA DIVING

State Leader, Scuba – Bruce Ellis, state.scuba@scoutsvictoria.com.au

The State Scuba Activity Team (Scout Scuba Victoria {SSV}) consists of leaders and Professional Dive Instructors.

We offer Discover Scuba Dive days; Basic Open Water, Advanced Open Water and Specialty Scuba Diver training courses. These courses are open to all scouting members and their families from the age of 12.

While Discover Scuba Dives won't get you a qualification, it is an opportunity to try out scuba diving in a controlled environment usually in a pool. These are great opportunities to put into your programs to open up the door to a new skill the youth and Leaders they might not have thought possible before.

Scout Scuba Victoria offers qualifications as a PADI Scuba Diver (one weekend), a PADI Open Water Scuba Diver (e-learning plus three days), PADI Advanced Open Water Scuba Diver, and Specialty Dive courses such as Wreck Diver or Underwater Digital Photographer.

We also run Rescue Diver Courses and those who have their Rescue Diver and five specialties can be recognised as Master Scuba Divers.

These courses are run on a regular, as needed, basis but are in the bay so are subject to the weather.

All of these courses may be counted toward the various Award Schemes.

Scout SCUBA Victoria is a PADI recognised Educational Facility and can offer competencies or units towards Certificate II and III in Outdoor Recreation.

For SSV members we have negotiated discounts at some Melbourne Dive Shops. Our courses are already discounted for Scouting members. Any Scouting member or family member who is interested in membership, scuba diving, or qualified diver days, should contact the State Leader - Scuba, Bruce Ellis state.scuba@scoutsvictoria.com.au

Scout Scuba Diving Activities: Additional Dive Days notified on our closed (members only) Facebook page, please e-mail if you wish to apply.

Parents or Guardians of any youth member wishing to participate in a scuba diving training must be informed that the activity is NOT being conducted by the Scout Association and that responsibility for supervision, control and legal liability is not that of the Scout Association but is instead that of the PADI recognised provider to who, while they may use Scouting people, are not covered by Scouts Victoria's insurance, using instead PADI organised insurance.



ADVENTUROUS ACTIVITIES

Consequently, it will be necessary for the Leader in Charge to first obtain from the Parent or Guardian, a signed Special Activities Permission form [Form Y5] plus fill in additional paperwork that will be supplied by the SSV team.

SSV also offers snorkelling training, and may in time run snorkelling days for those who have been trained.

Snorkelling course

This course is designed to get you out in the bay and see what we have to offer in our own backyard. The course is an over night course Friday night to Saturday lunch time and by the end of it you will have mastered how to use snorkelling gear properly and how to look after it and with a little luck see some amazing marine life.

This course is run in the bay so does run according to the weather.

SKI TOURING

State Leader, Ski Touring – Roger Harrop, state.skitouring@scoutsvictoria.com.au

The State Ski Touring Team exists for several complementary purposes:

- To provide Scouts and Venturers scheduled opportunities to learn snowcraft and safe travel on snow and ice
- To support Scout Groups either in the planning and/or technical leadership of their own ski-touring trips
- To encourage Leaders of all Scouting Sections to develop their activity skills to lead ski touring parties
- To provide training opportunities for development and assessment of snowcraft and ski-touring skills
- To provide a pool of experienced Ski-touring Activity Leaders, across Victoria, for advice and support Ski Tours as Adventurous Activity Proposals within the Queen's Scout Award Scheme



Venturers who wish to conduct a ski tour, snowshoe hike or snow walk as their Queen's Scout Award Scheme Adventurous Activities Expedition need only have the Participant Qualification but must have a suitably experienced Adult Examiner qualified to the Activity Leader level appropriate to the location and duration of the expedition proposed. Ski touring team members are prepared to act as examiners to Venturers wishing to undertake snow-based activities for Outdoors or Expeditions Awards.

A few "CAUTIONS" associated with Scouting Ski-tour Activities

The State Ski touring Team does not recommend The Crosscut Saw, Mt Feathertop, the Razorback or Mt Bogong areas for ski tours, other than with one or more Level 3 qualified ski tour Leaders and Scout-to-Leader ratios that constitute a very strong party.

The Ski Touring Team website

The Scouts Victoria website includes a listing of ski touring events in the coming year under Activities and Events > Activities > Ski Touring > Resources, their details and any related documents. It also has a number of resources under the Resources page, such as driving in alpine conditions, risk analysis, weather forecast sources and equipment available for loan.

Leader Skill Requirements for Undertaking Ski Touring Trips in Scouting

No Ski-tour Leader Qualification Required for Resort-based Snow-play Trips: ie. a group for snowplay, tobogganing, or downhill skiing within an alpine resort boundary. Recommended Leader/Participant ratios:

- One Section Leader or parent for every five (and part thereof) participants
- No ski-tour qualified Leader required is required to be in attendance

If a group intends to ski beyond snow-play areas and vicinity of resort buildings the organising Leader must:

- Be currently qualified to at least Level 1 Ski Touring Leader standard; and
- Undertake a formal Risk Assessment of the activity proposed (being particularly conscious of his or her ability to recognise and assess the risks) and
- If in any doubt, refer to the State Leader Ski Touring:
 - i) to discuss what you intend and to provide some technical input into the planning process, and/or
 - ii) to request a qualified ski-tour Leader to assist in the trip planning, and/or
 - iii) to participate within the trip as an extra Leader, supplying on-snow technical and snowcraft skills

Leader Qualifications for Ski Touring Trips

There are four levels of Leader Technical Skill Qualification which are relevant to Adventurous Ski-Touring Activities; all of which are available to both adult and youth members. The qualifications levels are outlined below.

Participant Supplementary Qualification (Basic Skiing Skills) available to adult and youth members 12 years and older.

ADVENTUROUS ACTIVITIES

This provides a Scouts Australia qualification in the Skills of Skiing. The training offered is in basic cross country skiing technique allowing safe over snow travel. Scout and Venturer Leaders with substantial on-snow experience can have their prior learning and/or current competencies recognised, while new Leaders can be trained to a basic level of competence on one of the Basic Skiing Skills days.

For the following levels of ski touring activities within Australian Alpine Parks, the following Scouting-recognised qualifications apply to the Adult Leader in Charge. (Youth members 14.5 years and older may apply to have technical skills to these levels of competency but cannot be recognised as an Adventurous Activity Leader until the age of 18 years (an SIS requirement).

Level 1 – Restricted Day Ski Tour Leader

- Allowed to plan and lead single day tours on marked trails in patrolled areas during daylight hours. (Lake Mountain, Mt Buller, Mt Stirling, Mt St Gwinear, Mt Baw Baw, Mt Hotham/Dinner Plain, Falls Creek)
- The recommended leader-to-participant ratios for ski-tours to these areas are one Level 1 ski-tour qualified Leader per Party; plus one Section Leader or parent for every five (and part thereof) participants.

Level 2 – Day Ski Tour/Restricted Overnight Leader

- Allowed to plan, lead and manage ski tours of one day duration in non-patrolled areas during daylight hours. (Mt Hotham/Dinner Plain, Falls to Watchbed Creek, Bogong Rover Lodge and Mt McKay, Snowy Plains, Baw Baw plateau)
- Allowed to plan, lead and manage ski tours of two days (one night) duration in patrolled areas. (Mt Hotham/Dinner Plain, out to Watchbed Creek/Heatheys Spur, Mt McKay area, Mt Stirling, Lake Mountain)
- The recommended leader-to-participant ratios for ski-tours to these areas are 1 Level two ski-tour qualified Leader per party; plus one Section Leader or parent for every five (and part thereof) participants.

Level 3 – Overnight Ski Tour Leader

- Allowed to plan, lead and manage ski tours of more than two days duration in non-patrolled areas. (Baw Baw plateau, Mt Loch and the Razorback, beyond Rocky Valley wall and beyond Mt McKay, on to the Bogong High Plains, The Fainters, Mt Feathertop, Mt Bogong, Bluff to Howitt)
- The recommended leader-to-participant ratios for ski-tours to these areas are 1 Level three ski-tour qualified Leader per party; plus one Section Leader or parent for every five (and part thereof) participants

Ski Touring Leadership Courses

Pre-requisite Skills: Prior attendance at one of the Basic Skiing Skills (See and Ski) days or demonstrable on-snow experience is a prerequisite for attendance at any ski-tour Leader training course.

Remaining Current: Ski Touring Leaders are required to keep a log of touring trips for re-accreditation every three years and must continue to be active in ski-touring to remain current and be re-accredited at the level of competence trained and/or qualified for.

Level 1 – Ski Touring Leadership (Basic) Course cost: No Charge

One day on-snow training and assessment - designed to cover ski touring practice and group management, over and above simple skiing techniques. This level of Leader Qualification can be undertaken in two ways.

- i) Attendance at a start-of-season scheduled training day as a group skills-building exercise - focusing on planning of on-snow activities, ski and snowshoe-based mobility, group-management on-snow and risk management; Individuals attending the training day are required to bring or hire their own skis/stocks/boots, to travel to the location and cover any resort entry charges and trail-head fees. Bring everything you would need for a day in the snow, including hat, sunnies, sunblock, spare gloves, water, high-energy nibbles and your lunch too.
- ii) Attending as a Leader and demonstrating the required skill levels on a See and Ski training day, on ski trips arranged as part of your own Scout or Venturer programs, or on IGLUTE weekend.

The Intermediate and Advanced Practical Weekends are conducted as ski-tour trips led by the Ski-tour Leader being assessed, accompanied by one or more State Ski Touring Team members and are an assessment of the Leader's ability to help their youth members to learn skiing and snowcraft, and manage a group of youth on a ski tour with differing degrees of experience and difficulty of terrain.

Level 2 – Ski Touring Leadership (Intermediate) Scheduled in consultation with candidates. Course cost: No charge

Two consecutive days training on-snow with snow-camping, scheduled as ski-tours consisting of youth members led by the trainee Leader, accompanied by one or more State Ski touring Team members. These training and assessment weekends will be scheduled in consultation with individual Leaders who express interest in gaining a Level 2 qualification.

Level 3 – Ski Touring Leadership (Advanced) Scheduled in consultation with candidates. Course cost: No charge

To obtain the Level 3 qualification, extensive experience in a variety of snow country and conditions is required, assessed via a log of trips undertaken plus an assessment of ski touring and snowcraft skills over several ski trips.

- Youth Member Training in Ski Touring and snowcraft
- XC Ski Introductory (Basic Skiing Skills) Training Days – aimed to introduce youth members to ski-touring
- Intro to XC skiing – #1 Sat July 13 2019 at Lake Mountain
- Intro to XC skiing – #2 Sun July 28 2019 at Lake Mountain or St Gwinear
- Bogong/Feathertop – August 31 - September 3 2109

Costs of Skiing Skills Training Days: around \$10 per participant on a cost recovery only basis for its services. Scouting groups attending any of these skiing skills development days will need to:

- Bring everything you would need for a day in the snow: including hat, sunnies, sunblock, spare gloves, water, high-energy nibbles and your lunch too
- hire skis, boots and stocks en route to the training location (usually \$30-40 per person per day)
- pay the resort-entry fees (around \$45-\$55 per vehicle) at the resort entry gate (except St Gwinear or at JB Plain or Paw Paw Plain - both between Hotham and Dinner Plain resort)
- These skills days are designed to teach basic skiing technique and staying comfortable/safe on-snow.

NOTE: The team is prepared to fit in with the dates to suit your Unit's Activity Program if we are requested to do so early enough. Please make contact with the State Leader to discuss and arrange dates that will work for both parties. We may ultimately need to vary the dates depending on the prevailing snow or impending weather conditions.

Visit: www.scoutsvictoria.com.au/activities-events/activities/ski-touring/

WATER SKIING

State Leader, Water Skiing – David Taylor, state.waterskiing@scoutsvictoria.com.au

Facebook - Scouts Victoria Branch Waterski Team

The State Water Ski Team offers safe, but action-packed, water skiing opportunities in fresh water for Scouts, Venture Scouts, Rovers and Leaders looking for a challenge with heaps of fun attached. Our activities are at all times under the supervision of qualified and experienced instructors and we can accommodate all levels of competency from first-time skiers through to those who are already accomplished in the sport.

Generally speaking, there is no specific season for waterskiing but the State Water Ski Team is usually fully operational February through to March. We mostly operate from a base at Fraser National Park on Lake Eildon but it is always possible to arrange operations from other suitable venues. For safety reasons the selection of venues is at the discretion of the Water Ski Team.

The State Water Skin Team now offers two levels of water ski qualifications. Level 1 Observer – Instructor

Level 2 Boat Driver – Beach Captain

These qualifications along with a Power Boat course provided by Sailing and Power Boating Team and Activity Leader training will allow Leaders to bring this exciting activity to youth members. Courses will be run as required, if you are interested please contact the team to discuss your requirements.

We will happily run activities for a full weekend or just single day events. We can provide up to four ski-craft for larger parties. Contact us for general or more specific information re costs, bookings and any special requirements.

CAMPING

MAJOR CAMPSITES

Gilwell Park

2555 Launching Place Road, Gembrook. P.O. Box 166, Gembrook 3783

Gilwell Park is located near Gembrook in the east of the Dandenong Ranges, about 60 minutes from Melbourne CBD. It can also be easily reached from the south and east (23km from Pakenham), or from the north (20km from Launching Place). Gilwell Park has been the venue for many hundreds of events ranging from Scout camps, Outdoor Education programs for schools, getaways for corporate groups and conferences.

Gilwell Park is over 160 hectares in area. Its picturesque forested setting makes it an ideal place for relaxing or adventure.

With over 50 buildings on site, Gilwell Park has a range of bunkhouse accommodation for groups of all sizes with a capacity of 200 in accommodation. Gilwell Park's vast bush land provides many campsites suitable for any sized group, with a total camping capacity of up to 4000 people.

There are also full catering and self-catering options available.

Accommodation

- Training Ground
 - › Spring Lodge - 38 beds with S/C kitchen (accessible access)
 - › Switzer Lodge - beds 40 (accessible access)
 - › Russell Troop Hall - 11 beds, S/C kitchen for 70 people plus hall space
 - › Hoadley Huts - 32 beds in four separate huts plus hall space
- EMD Centre
 - › 36 beds dorm style accommodation, S/C kitchen, large undercover outdoor meeting space
- Cleeve Cole Hut
 - › 10 beds with S/C kitchen
- Western Side
 - › The Lodge - eight beds S/C kitchen
 - › Messmate – two bunks
- Camping
 - › All campsites have amenity blocks, indoor shelters and camp kitchens (accessible access)

Contact

campsite.gilwellpark@scoutsvictoria.com.au

03 5967 8888

Bay Park - Joseph Harris Park

Hearn Road, Mount Martha, 3934

Nearby

5km from Mt Martha

35 hectares of bushland close to bayside beach and Mornington Peninsula attractions including Ashcombe Maze, Arthurs Seat, Port Nepean.

Accommodation

- Lodge with five rooms of 10 beds - 50 beds
- Converted railway carriages (Bay-Park Station) - 38 beds
- Cottage - 12 beds
- Syndicate room - eight beds

Activities

300 Patrol sites, activity centre, flying fox, archery, BMX track, challenge valley, chapel, dam for water activities, bush golf course, volley ball courts, large oval, stage, storm hut, tree surfing at Arthurs Seat.

Contact

campsite.baypark@scoutsvictoria.com.au

03 5974 2555

Bogong Rover Chalet

Omeo Hwy, past Falls creek

11km from Falls Creek

Accommodation

- Chalet sleeps 35 people
- Wardens Flat available for small groups
 - › Kitchen, washing machine, drying room

Activities

- Winter: cross country ski, private tow, backcountry snowboarding.
- Summer: mountain bike riding, great base for hiking, mountain bike riding, fishing and general exploring of the region.

Contact

campsite.bogongchalet@scoutsvictoria.com.au

0407 242 538

www.bogongroverchalet.org.au

Brucknell Park Scout Camp

1215 Timboon Nullawarre Road, Timboon 3268

Nearby

11km from Timboon

46 hectares of bushland with a small creek, near the Shipwreck Coast

Accommodation

- Coleman Hall with eight rooms of eight beds and one room of two beds - 66 beds
- Neville Dance Training Centre with one room of three beds, one room of five beds and two rooms of 6 beds - 20 beds

Activities

Conference/training facility, Initiative and compass courses and Chapel.

Contact

campsite.brucknell@scoutsvictoria.com.au

03 5566 5205

www.brucknellpark.org.au

Clifford Park Activity Centre

5-7 Clifford Drive, Wonga Park - P.O. BOX 4184 Knox City Centre, 3152

Nearby

35 km east of Melbourne – a 50 acre bush site nestled in a bend of the Yarra River with Warrandyte State Park on three sides

ATAP accredited campsite and a member of the Australian Camps Association.

CAMPING

Accommodation

- Camping for over 400 on prepared sites
- Storm Shelters on nine campsites
- Melbourne water reticulated throughout site
- Two large Activity Shelters enclosed on three sides, equipped with gas BBQ, h/w, s/s sink, tables/seats, coonara heater
- Wombat Cabins – five rooms of six beds, seven rooms of four beds, one room of two beds
- Separate cabin with eight beds
- Wombat Shelter – gas BBQ, coonara heater, attached (refurbished) food preparation area, equipped for 40
- Lodge – dining hall in open format seats 130, can be divided in half or quarters – AV equipped. Industrial style kitchen. Catering available or self-cater

Activities

Log Cabin – multipurpose training/activity hall, AV equipped, Chapel, challenge valley (24 elements), abseiling tower, archery, sand volley ball court, BMX track, bouldering wall, two compass courses, two orienteering courses, trampoline, Frisbee golf, amateur radio VK3SCP, billy cart hill, crate stacking, access to canoe landing on the Yarra River for water activities.

Contact

campsite.cliffordpark@scoutsvictoria.com.au

03 9722 1471

www.cliffordpark.com

Eumeralla Scout Camp

1415 Great Ocean Road, Anglesea

Nearby

2km from Anglesea, 36km from Geelong

1415 Great Ocean Road, Anglesea

2km from Anglesea, 36km from Geelong

Accommodation

- Troop Hall (S/C kitchen) four huts with 12 beds plus six beds - 54 beds
- Environment Centre (S/C kitchen) six huts with six beds plus two beds - 38 beds
- The Lodge (S/C kitchen) - 12 beds
- Headquarters (S/C kitchen) - 10 beds

Activities

Challenge valley, Chapel, nature trail, BBQ, hiking and bush walking, orienteering. Suitable for Pack holidays hire: Tents and camping equipment are available for hire and can be arranged on arrival.

Contact

campsite.eumeralla@scoutsvictoria.com.au

03 5263 1241

www.eumeralla.com.au

Mafeking Rover Park

Caveat-Dropmore Road, Caveat VIC 3660

Nearby

33km north of Yea in the Strathbogie Ranges

Accommodation

- Four, eight bed Cabins, five large camping bays
- Large hall suited for 200 people with projector, high grade kitchen, speakers and fireplace
- Picnic shelter with fireplace and BBQ facilities available
- Strictly no domestic pets, firearms or glass on site

Activities

Archery, abseiling, golf, BMX riding, swimming, commando course, playground (for Joey-Scout ages), Chapel, open areas for wide games, nature trail for exploring, low impact camping area for campcraft skills. Newly erected shelter at Lake Surfmoort ideal for water activities such as canoeing and swimming with BBQ, flagpole and fireplace.

Contact

campsite.mafeking@scoutsvictoria.com.au

03 9111 0030

www.mafekingroverpark.com

Pax Hill Scout Camp

Corner Fussell and Spencer Streets, Ballarat

ATAP accredited campsite and member of the Australian Camps Association.

Nearby

5km Ballarat City, 18ha of bushland, State Forest adjacent. 2.4km to Sovereign Hill Tourist Park. Eureka Centre, Gold Museum, Blood on the Southern Cross, Kryal Castle and Wildlife Park.

Accommodation

- Lodge complex - 70 beds, accessible toilet and shower, bunk room wheelchair access, dining / activity room, full catering
- Pack Holiday Complex - 44 beds, dining room and activity rooms, self-catering
- Tait Centre 10 beds, no kitchen
- Total 124 beds two to 12 per room
- Camping capacity up to 1000

Activities

Heritage centre, three training halls, accessible toilet and shower, 50 Patrol sites, abseiling, bouldering wall, archery, confidence and commando courses, billy carts, bush golf, orienteering, mine, volley ball, basket ball, photo and nature trails, Chapel, campfire circle.

Contact

campsite.paxhill@scoutsvictoria.com.au

P: 03 5331 4956

M: 0409 381 895

www.paxhill.com.au

Rowallan Recreation and Adventure Camp

6 Kent Road, Riddells Creek

ATAP accredited campsite and member of the Australian Camps Association.

Nearby

74 hectares of natural bushland adjacent to the historic Macedon Ranges and Mt. Charlie flora reserve

Accommodation

- HQ Camp - (Pack holiday centre)
 - > Dining room with TV socket (BYO TV)
 - > Kitchen, fridge, freezer, 10 burner gas stove with two ovens, equipped for 80, (self catering or local business can cater)
 - > 64 bunk beds in two Dormitories
 - > Dining room has three rooms with bunk beds for eight people (ideal for Leaders)
 - > First Aid room
- Forest Camp - Over 100 Patrol camping sites.

CAMPING

Activities

Recreation hall with open fire place, tables, chairs; toilet/shower block; wheelchair access to all buildings; accessible toilet; gas BBQ; adventure playground; low ropes course; basket ball; soccer; volley ball; table tennis table, net; BYO balls, bats for above activities; tug-o-war ropes; campfire circle; zip line.

Forest Camp: toilet/shower block with lighting; initiative course; Chapel; nature trail; orienteering; amphitheater with campfire; half drums for fires; storm shelter 'Warnock Lodge' with gas stove and water.

Contact

campsite.rowallan@scoutsvictoria.com.au

03 5428 6509

www.rowallan.org.au

Scout Alpine Adventure Centre – Mt Baw Baw

The Scout Alpine Adventure Centre is in the resort of Mt Baw Baw. Mt Baw Baw is about 120km east of Melbourne and 50km north of the Latrobe Valley.

Accommodation

- The lodge has six bedrooms with 24 beds available.
- Excellent kitchen facilities are available along with lots of entertaining space

Activities

In winter the lodge is the closest to the actual snow fields. Baw Baw is a great mountain for beginners to learn skiing or snow play. In summer it is a great place to use as a base for day or overnight bushwalking on the Baw Baw plateau, weekend group camps or mountain biking.

Contact

alpinecentre.bawbaw@scoutsvictoria.com.au

Treetops Camp and Activity Centre

140 Royal Parade, Riddells Creek 3431

ATAP accredited campsite and member of the Australian Camps Association.

Nearby

30 minutes from Melbourne Airport, 45 minutes from the centre of Melbourne and 4.5 km from the township of Riddells Creek

Accommodation

- Pack holiday centre - commercial kitchen and 48 beds
- 30 hectares of bushland and open grassland
- Six self-contained cabins sleep up to seven each (three bedrooms, two bathrooms, kitchenette and lounge room), one with wheelchair access
- Eight Powered caravan sites, camp sites for over 800
- Multi-purpose room, kitchen and conference facility for 30
- Non-denominational Chapel

Activities

30'x 60' shelter for wet weather activities, picnic ground with gas BBQ, hot showers for campers throughout the site, limited Wi-Fi available on request, environmental trail, low ropes course, flying fox, commando course, compass courses, compass game, two campfire circles, initiative course, bush golf, basketball ring, archery range, giant hooky board, Cub Jungle, volleyball and canoes.

Treetops Camp runs a number of Patrol Activity Camps throughout the year, find out more here.

Contact

campsite.treetops@scoutsvictoria.com.au

03 9018 5322

www.treetopscoutcamp.com.au

W.F. Waters Rover Ski Lodge

Baw Baw Alpine Village, Mt Baw Baw

WF Waters Lodge is located at Site 16, Currawong Road - right at the gateway to the Baw Baw Alpine Village, a walk of perhaps 30 meters from the car park to our front door.

The Baw Baw village itself is located approximately 2.5 hours from the Melbourne CBD on the Baw Baw Plateau, overlooking the Latrobe Valley and West Gippsland.

Accommodation

- Lodge accommodation in Baw Baw Alpine Village
- Four rooms of four beds, one room of three beds, one room of five beds and two rooms of six beds - 36

Activities

White season: snowplay, dog sledding, downhill skiing, tobogganing, ski touring and staying warm inside!

Green season: hiking, bushwalking, cross-country mountain biking, downhill mountain biking, relaxation weekends, conferences, planning weekends, crew breakups, unit weekends away, training courses, Troop Council weekends and so much more.

Contact

campsite.bawbaw@scoutsvictoria.com.au

0438 BAW BAW (229 229)

www.bawbawrovers.com

CHALETs AND HALLS

Alexandra Scout Group Hall

174 Grant St, Alexandra 3714

Nearby

Lake Mountain, Lake Eildon, Fraser National Park, Mt Buller and Goulburn River.

Accommodation

- Hall accommodation, toilets and kitchen.

Contact

gl.1stalexandra@scoutsvictoria.com.au

Baden-Powell Park Scout Group - Beach Hall

Williams Road, Mt Eliza 3930

Nearby

Canadian Bay

Accommodation

- Large main hall situated on the beach with a mezzanine level featuring magnificent views of the bay.
 - > Full stainless steel kitchen and bathroom facilities (including showers). The hall is accessible for wheelchairs users including the toilet/shower facilities.
 - > Available for hire on weekends or throughout the week.
 - > A meeting room for use by professionals is also located on the first floor with seating for fifteen. A projector and screen are available for use as well as a whiteboard and coffee machine.

Contact

gl.badenpowellpark@scoutsvictoria.com.au

www.bpp.org.au

CAMPING

BAY WAC Adventure Centre

1 Elwood Foreshore, Elwood

Accommodation

- Bunkrooms one room with six beds and one with 10, one room with two beds and six folding beds - 24 beds
 - › Full kitchen

Activities

Beach activities and bike path to the city

Contact

c/o Reception, VSC, 8543 9800

membershipsupport@scoutsvictoria.com.au

Carlton Scout Group – Hall

12 Shakespeare Street, North Carlton VIC 3054

Accommodation

- Hall large enough to sleep 60 people on mattresses or stretchers (not supplied).
 - › Full kitchen, male and female toilets, accessible toilet and shower
 - › BBQ available.

Activities

Easy access to Melbourne public transport (trams 50m away).

Contact

gl.carlton@scoutsvictoria.com.au

Captain Hurley Rover Hut

20km from Mt Erica

Nearby

Mushroom Rocks, Mt Erica summit, Alpine Walking Trail

Accommodation

- Hut with 20 bunk style beds. Pot belly stove, gas cooking and solar lighting

Activities

Environment activities.

Contact

chrc.morwell@gmail.com

Mansfield Scout Group – Hall

Mt Battery Road, Mansfield 3722

Accommodation

- Hall large enough to sleep up to 50 people in swags or on stretchers (not supplied)
 - › Large main hall, small meeting room, full kitchen, male and female toilets and showers, accessible toilet and shower, reverse cycle air-conditioning and wood fire, .

Activities

Mansfield is renowned for bushwalking, hiking, bike riding, water sports, snow play/skiing/boarding (in season) and horse riding. It is also close to Lake Eildon. Available for use on weekends or throughout the week.

Contact

gl.mansfield@scoutsvictoria.com.au

1st Tootgarook Scout Hall

27 Kevin Street Tootagrook

Nearby

Five minute walk to beach or shops and 10 minute walk to harbor and ferry.

Accommodation

- Hall accommodation for 40 plus people (own bedding), full kitchen, male and female accessible toilets, one female shower, one three shower block, separate meeting room, TV, gas heating. BBQ available.
- Camping in large fenced area next to hall/kitchen, plus a reserve at back of hall.

Contact

gl.1sttootgarook@scoutsvictoria.com.au

1st Queenscliff Scout Hall

Symonds St, Queenscliff 3225

Nearby

Hall is situated in town with five minute walk to beach or shops, and 10 minute walk to harbor and ferry.

Accommodation

- Hall accommodation for up to 60 people includes hall, kitchen, shower, toilets (MandF), accessible toilet, separate meeting room, media\AV facilities, heating, reverse cycle air con.

Contact

gl.1stqueenscliff@scoutsvictoria.com.au

DISTRICT & GROUP CAMPSITES

Barrys Reef Scout Camp

10 Mechanics Ln, Barrys Reef 3458.

Nearby

9km Trentham, 5km Blackwood

Accommodation

- Kitchen/dining building with 14 beds, bunkhouse with 18 beds
- Showers and toilets
- Three Group sites
- Bush camping

Bushland environment, pioneering and general Scouting activities, large activities hut.

Contact

campsite.barrysreef@scoutsvictoria.com.au

Bell Park Scout Camp

130 Scout Drive, Lang Lang off Sth Gipps. Hwy, Nyora 3987

Nearby

22.5 hectares of bushland. 60 kilometres from Dandenong, 64 kilometres to Penguin Parade, Phillip Isle. 30 kilometres to Coal Creek Village. 13 kilometres to Lang Lang Shops and IGA and 12 kilometres to Lang Lang beach

- Camping only - campers must supply their own tents and equipment
- Currawidgen Venue - Wheelchair access, fully equipped kitchen, microwave, two ovens, large BBQ plate and six gas jets and crockery/cutlery and cooking equipment. Full fridge and freezer and pantry with shelves. Dining room seats 56.
- Chelsea Hanger - Large open old plane hanger with tables and chairs for activities. Also has an open fireplace and wheelchair access.
- Tank water only supplied

CAMPING

Activities

Dam for water activities, canoes for hire on dam.

Giant water slide, Boulder Wall and Mini bush golf course (putters/balls supplied) Cub size Billy Carts, Low Ropes course, Large Commando course, Backwoods cooking site, Bush track and bikes (BYO helmets), Oval, Outdoor Chapel, Toilet/Shower, Hot water supplied, Campfire circle, fires in supplied drums allowed, Fire wood available, First Aid room, many Patrol sites and two large District sites.

Contact

campsite.bellparknyora@scoutsvictoria.com.au

Bermingham Park

Rifle Range Road, Glengarry.

Nearby

12km from Traralgon

Accommodation

- Scout Centre (S/C kitchen) 14 rooms with three beds and one with six beds - 48 beds
 - > Toilet/shower block

Activities

Commando Course

Contact

campsite.bermingham@scoutsvictoria.com.au

Camp Niall

545 Balnarring Road, Teurong 3933. 10km from Mornington

Accommodation

- Two bunkrooms, one sleeps 22 one sleeps eight - 30 beds
 - > S/C Kitchen, four burner gas stove and oven, large two door fridge, separate chest freezer.
 - > Dining room.
 - > Toilets and showers equipped with instant gas hot water. Two large activity shelters.
- 20 Patrol sites

Activities

Activity room, Chapel, challenge valley, low ropes course and volleyball court.

Contact

campsite.niall@scoutsvictoria.com.au

Camp Warringal Scout Adventure Camp

340 Bruces Creek Road, Whittlesea North

Eight hectares of bushland at the Foothills of Mt Disappointment

Nearby

10 km from Whittlesea

Funfields Water/Theme Park (Whittlesea)

Uncle Nevs Trail Riding (Upper Plenty)

Accommodation

- Fully equipped Kitchen and Dining room seats 48 with TV
- Bunk Rooms, two rooms with 14 beds - 28 beds
- Quamby Hut - 12 beds
- Rec Hall with table and chairs and Jetmaster wood fire.
- Toilet / shower block instant gas hot water, one accessible toilet.
- Two shelters (one with power)

Activities

Hiking, orienteering, BBQ, low climbing wall, bush mini golf, campfire circle and native wildlife

Contact

campsite.warringal@scoutsvictoria.com.au

Caringal Scout Camp

655 Telbeit Road, Tyers Junction - P.O. Box 64, Erica 3825

Nearby

9km from Erica, 37km from Moe, located on the junction of the Eastern, Middle and Western Tyers Rivers

Accommodation

- 100 camp sites and four Powered Sites
- Bunk House with lounge four rooms of six beds and one with two - 26 beds
- Lodge (S/C kitchen) one room with six beds and one with four - 10 beds
- Rover Hut (S/C) - 10 beds
- Bert Spackman Lodge (S/C) - six beds
- Leader Hut (S/C kitchen) - two beds

Activities

Troop Hall, abseiling and Chapel

Contact

campsite.caringal@scoutsvictoria.com.au

03 5165 3210

Castlemaine Scout Camp

Fryerstown/Chewton

Accommodation

- 20 Patrol sites

Activities

Orienteering, gold panning, push cart track (open subject to weather conditions)

Contact

campsite.castlemaine@scoutsvictoria.com.au

Clive Disher Park

198 Strathfieldsaye Rd Perry Bridge. 28 kms from Stratford

25 hectares of natural bush close to Lake Wellington, Perry and Avon Rivers, a bird sanctuary and flora and fauna reserve.

Accommodation

- Numerous patrol sites and larger camp areas. Tank water supply throughout park, toilet and shower facilities.
- Recreation room: two rooms with two beds. Floor space for sleeping 30, first aid room with two beds.
- Kitchen and two dining rooms, one seating 50 and one seating 80
- Small Den suit family or small group, no beds available
- 52 patrol sites

Activities

Ideal for bush camping and craft skills, open fires allowed, wood available on site, campfire circle and mud pit for Billy carting.

Contact

campsite.clivedisher@scoutsvictoria.com.au

Connan Park Scout Camp, Tyers State Park

Boola Boola Road, Morwell North.

Nearby

20km from Morwell

CAMPING

Accommodation

- Toilet/shower Block.
- Camp kitchen, showers and toilets within Chalet building.
- Open Camp grounds for Patrol camping. Water supply and fire pits in each.

Activities

Native wildlife and swimming in Tyers River

Contact

campsite.connanpark@scoutsvictoria.com.au

Cooinda Burrong Scout Camp

3075 Northern Grampians Rd Zumstiens - Grampians
Near Zumsteins, Grampians National Park, 50km from Horsham.

Accommodation

- Dormitory Huts: two huts with five rooms with four - 40 beds
- Recreation Hall with kitchen, laundry and hot showers
- 10 patrol sites
- Four caravan powered sites

Activities

Chapel, BBQ and 3G internet antennas

Contact

campsite.cooindaburrong@scoutsvictoria.com.au

Cresco Park

Cnr. Pound Bend Rd and Gallatlys Lane, Warrandyte
5 hectares of bushland adjoining

Accommodation

- Yarra River Bunkhouse - 6 beds
- 10 patrol sites

Activities

Swimming and rafting

Contact

campsite.cresco@scoutsvictoria.com.au

Dallas Brooks Scout Park

Harpfield Road, Upper Beaconsfield
50 hectares of bushland

Accommodation

- 50 patrol sites
- Two huts with gas stove, open fireplace and toilets attached

Activities

Creek and plenty of bush, open fires permitted in season, 8km of mountain bike tracks. Can hike from Beaconsfield station. No power on site, but ready to attach your generator. Great for Patrol camps, back to basic camps and survival activities.

Contact

campsite.dallasbrooks@scoutsvictoria.com.au

GWS Anderson Scout Park

Dickie Road, Officer
70 acres Natural Bushland setting

Nearby

2.5km from Officer Station

Accommodation

- Small Chalet sleeps 10 (power, light, cooking facilities and dining area).

- Two Igloos each sleep 10.
- 60 tent sites

Activities

6.5 km international standard mountain bike trail. Flora and Fauna Reserve. Bee experience badge course (seasonal), Chapel, orienteering, parade ground, three storage huts, hall, mains water throughout park. Large lake for canoes and safe for swimming and water activities. Hire: canoes, mountain bikes, BBQ, catering by arrangement.

Contact

campsite.gwsanderson@scoutsvictoria.com.au
www.gwsandersonscoutpark

Gunbower Island, Tree Tops

Spence's Bridge Rd, Off C265

Nearby

12km from Cohuna

Accommodation

- Log Cabin (all sleeping gear required) with kitchen, showers, open fireplace

Activities

Red Gum forest on creek bank, native animals

Harkaway Scout Camp

138 Chadwick Road, Harkaway,
Bush camping and Scout activity camp close to Berwick

Accommodation

- Bunk house - 26 beds
- Leader den - 4 beds
- Main hall with fully equipped kitchen, wood heater, seating for up to 30 people, toilet and shower block and hot water service.

Activities

BBQ shelter, plenty of patrol sites, large open grass areas for wide games, parade ground, dam, chapel, large camp fire circle, wildlife and many walking trails.

Contact

campsite.harkaway@scoutsvictoria.com.au

Heany Park Scout Camp

Golding Avenue, Rowville

Accommodation

- 12 Patrol sites, communal kitchen and toilet facilities

Activities

Combination of bushland and open areas. Open area for day activities

Contact

campsite.heanypark@scoutsvictoria.com.au

Koolamurt Park Scout Camp

44 Mandurang Road, Spring Gully Bendigo

Accommodation

- Bunkhouses - 56 beds
- Dining room and kitchen

Activities

Training centre, bushwalking, low ropes course

Contact

campsite.koolamurt@scoutsvictoria.com.au

CAMPING

Lake Eppalock Scout Camp

Kimbolton Rec Reserve, Baden Powell Drive, Lake Eppalock
5ha of bushland with lake frontage

Accommodation

- 100 patrol sites
- Toilet and shower block, BBQ
- Shelter with power

Contact

campsite.lakeeppalock@scoutsvictoria.com.au

Lake Fyans Scout Camp

Kelleys Beach Road, South shore of Lake Fyans, Pomonal
Victoria

10ha of bushland at edge of Lake

Accommodation

- Lodge with four rooms with eight beds and two rooms with four - 40 beds
- Kitchen

Activities

Water activities

Contact

campsite.lakefyans@scoutsvictoria.com.au

Mallangeeba

McGregors Road, Wannon

Nearby

20km from Hamilton

Accommodation

- 13 double bunks, one single bed in ATCO hut. Hall floor space for 40 people
- 20 patrol sites

Activities

Semi bushland, land for wildlife, indoor abseil wall

Contact

campsite.mallangeeba@scoutsvictoria.com.au

Mataranka Campsite

Hard Hills Track, Goldsborough

Nearby

6km from Dunolly

Accommodation

- Bush camping, buildings for shelter only

Contact

campsite.mataranka@scoutsvictoria.com.au

Moira Park

Kialla West

Nearby

10km from Shepparton

Accommodation

- Rec Hall space with four rooms with eight beds and one room with 10 - 42 beds
- Indoor kitchen and dining to suit numbers.

Activities

Chapel, large activity shelter, 20+ Patrol sites.

Contact

campsite.moirapark@scoutsvictoria.com.au

Noonameena Scout Camp

69 Shepherds Hill Road, Lauriston, 3444.

Nearby

10 kms from Kyneton in the Macedon Ranges.

Accommodation

- Hall has bunk beds for 10 people (ideal for Leaders), pot belly stove, TV, two showers, three toilets and small kitchen with fridge.
- Bush camping
 - › Outdoor dining shelter with tables and chairs for 30 people with power/lighting, hot water service and fridge.

Activities

Campfire circle and bushwalking/hiking.

Contact

campsite.noonameena@scoutsvictoria.com.au

Patanga Park Scout Camp

Barongarook Rd, Barongarook

Nearby

14km from Colac

Bush setting in State Forest, Beechy Rail Trail closeby.

Accommodation

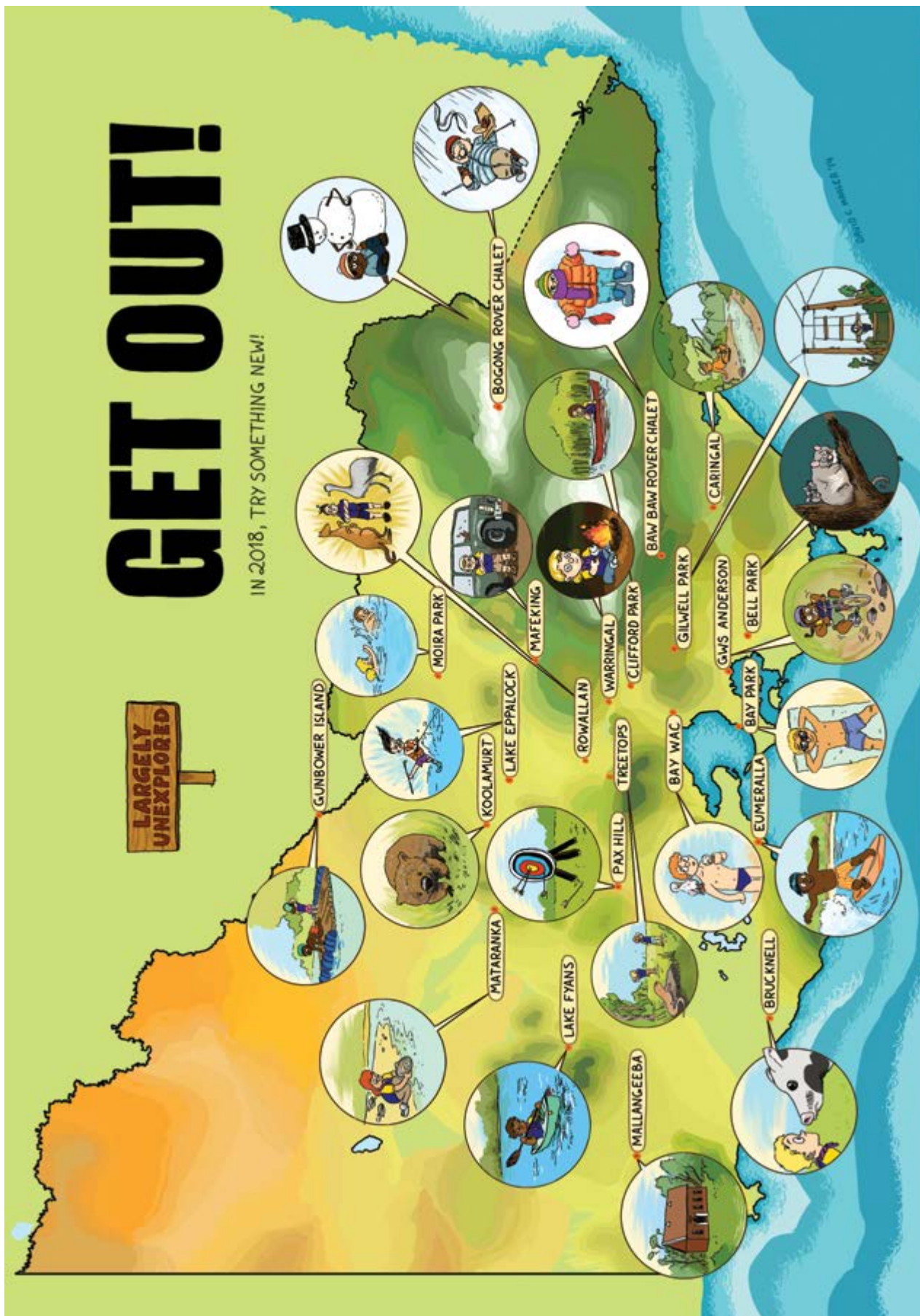
- Camping
- Shelter/storm hut, eating hall and basic kitchen facilities.
- Leader accommodation
- Toilet and Shower block

Activities

20 patrol sites, bushwalking/hiking, campfire circle, chapel

Contact

campsite.patangapark@scoutsvictoria.com.au



UNIFORM INFORMATION

Uniform is worn by youth and Leaders in accordance with AP and R14, diagrams appendix 4.

Uniform Requirements at Events

If attending an event, the uniform requirements are as advised by the event organiser. As a guide, with your blue uniform you should wear beige or blue pants and black or brown shoes.

Section ID Epaulettes

Introduced for Leaders who have completed basic training in the Section in which they hold a Certificate of Adult Appointment. The epaulettes are placed on each shoulder, one centimetre from the shoulder seam and should sit flat on the shoulder.

Special Event Badge Approval APandR. R14.1.3

No special event emblem or badge may be worn on the Scout uniform unless it has been approved by the Branch Chief Commissioner in accordance with Branch rules. A special event emblem or badge, when approved can only be worn on the front right hand side of the uniform, with the top of the event badge in horizontal alignment with the top of the Australian Flag badge, which is located above the shirt pocket. The emblem or badge is to be no larger than 75mm wide and 75mm deep/long.

Only one event badge may be worn on the front of the shirt at any one time.

To obtain approval, a coloured sketch showing actual size of the proposed badge should be forwarded to the Deputy Chief Commissioner through the appropriate channels.

Wearing An Award in the Next Section

- Joey Scouts advancing to the Pack who have gained the Joey Scout Promise Challenge are entitled to wear it while a Cub Scout until the Bronze Boomerang Badge is awarded.
- Cub Scouts advancing to the Troop who have gained the Grey Wolf are entitled to wear it while a Scout until the Pioneer Badge is awarded. It is worn at the bottom of the left sleeve in the place where the Citizenship Badge would be worn. The appropriate version of the Citizenship Badge is worn, instead, above the Pioneer, Explorer or Adventurer Badge.
- Scouts advancing to the Unit who have gained the Australian Scout Medallion are entitled to wear it while a Venturer until the Venturer Award is awarded.

Registration of Venturers or Rovers within a Unit or Crew

Where members attend a District or combined Unit, or another Crew, they may be registered as a member of the home Group and the combined Unit. To activate dual registration, contact your Group Leader.

Venturer Unit Names

Approval for the adoption of a separate distinctive name may be given to a Unit, with the approval of Region Venturer Council and the State Venturer Council, after permission is gained from the Group Leader and District Commissioner. As Rover Crews choose the name of a prominent person whom it would wish to honour, it is recommended that the name chosen by the Venturer Unit reflects the locality of the Unit. Should they wish to honour a prominent person refer to the guidelines given for Rover Crews.

Where such approval is given, the distinctive Unit name is to be used in addition to, and not in substitution for the Group designation of the Unit concerned eg. a Unit from 1st Timbuktu adopts a distinctive name of Eden Venturer Scouts. The Unit would be officially known as '1st Timbuktu (Eden) Venturer Scouts.'

If it is known that a Rover Crew also has the same name, irrespective of the location within Victoria, written authority from that Rover Crew is to be obtained. Names of Venturer Scout Units must be in keeping with the spirit of the Purpose and Principles of the Scout Association. Authority to adopt names which reflect cults, innuendos etc. will not be given. Where authority for the adoption of a Unit name is granted, the State Commissioner - Venturers will notify the Unit, with copy provided to all of the above.

Venturer Unit Scarf

Authority for a combined Venturer Unit to adopt a separate Unit scarf can be given by the District Commissioner subject to approval by the host Group Leader. If the scarf is to incorporate a special badge, then the badge needs approval of the Deputy Chief Commissioner. Where Venturers attend Unit activities, all Venturers should wear the Unit scarf. Where Venturers in a combined Unit retain membership of their original Scout Group they should wear the Group scarf when attending Group activities without the rest of the Unit. When a Unit attends a Group function it is the responsibility of the Unit Council to decide what scarves may be worn ie. the whole Unit wears the Unit scarf, the home Group Venturers wear the Group scarf and the rest of the Unit wears the Unit scarf etc.

It would be expected that Venturers receiving their Queen's Scout Award would wear the Group scarf at the Queen's Scout presentation and at Government House. Units which comprise members drawn from one Scout Group will retain the Group scarf as the Unit scarf.

Rover Crew Name and Scarf

In choosing a Crew name, it is preferable for each Crew to use the name of a prominent person whom it would wish to honour, since place names are now being used by Venturer Units. If the person chosen is still living, his/her approval should be obtained; if the person is deceased, the approval of his/her closest living relative should be obtained. All applications for approval of Crew names, scarves and badges should be forwarded by the Crew direct to the relevant Region Rover Council. A Crew using its Group scarf (without alteration) does not require the scarf to be approved, but should notify the relevant Region Rover Council.

UNIFORM INFORMATION

The Region Rover Council will then consider the application and any comments they may receive, and will normally approve the application. As the wish of the Crew should predominate, approval will be withheld only where another Crew is known to be using the name, scarf or badge or in the event of some other critical objection being raised.

On approval the Region Rover Council will forward the application to the Victorian Rover Council for recording. The Victorian Rover Council will consider only whether another Crew is already using the name, scarf or badge in question and if satisfied that this is not the case will automatically approve the application. The Victorian Rover Council will then notify the Region Rover Council (who will notify the Crew), and any of: the Chief Commissioner, Region Commissioner, District Commissioner and/or the Group Leader as necessary.

Name Tapes

Maximum length of a tape is 12 centimetres. Lengthy names may require two tiers on the tape. Authorised tapes worn:

- Venturers: (a) Group name tape; (b) Distinctive Unit name tape ; (c) Special name tapes
- Rovers: (a) Group name tape; (b) Distinctive Unit name tape ; (c) Special name tapes

Placement of Badges on Shirts
TRY CUBS and TRY SCOUTS badges are worn on the right hand side shoulder of the Joey and Cub uniform

SCOUTSHOP

The site stocks all the essentials of Scouting – uniforms, badges, books, trophies and souvenirs and also has an extensive range of Scouting approved camping gear to purchase. All 100% guaranteed and all at very competitive prices and delivered free to your door with no minimum purchase requirement.

The Scout Shop online service is exceptional and most orders are despatched within 24 hours.

For Leaders this means you can order your badges after your meeting night and you'll have them for next week – no more driving across town to get badges and other items.

Scout Shop can also make your event and District Badges now very competitively. They have their own office in China to manage production and offer excellent service to all members across Australia.

Order online at www.scoutshop.com.au. Phone 03 8401 5908. Free postage (Minimum \$10 purchase).

In addition to the online store, there are two locations in Melbourne which stock the basic Scouting uniform, books and badges:
Snowgum 1702 Dandenong Road, Oakleigh East VIC 3166, phone 03 9540 0895, open seven days 10 am – 5 pm

Vast Outdoors Moorabbin 880 Nepean Highway, Moorabbin, 3189 phone 03 9555 7811



ADMINISTRATION

STATE LEADERSHIP TEAM

Brendan Watson OAM **Chief Commissioner**

Brendan leads the State Leadership Team which comprises his Deputy and seven Assistant Chief Commissioners.

Brendan enjoyed Scouting as a youth member, from Cubs through to Rovers, gaining his Queen's Scout award and Baden-Powell Rover Scout award. He was a Scout Leader, District Scout Leader, Branch Commissioner, and Region Commissioner, as well as serving at the National level as Scouts Australia's International Commissioner.

Professionally he is principal of Australia's largest Catholic senior secondary school.



Jon Willis OAM **Deputy Chief Commissioner**

Jon works closely with Chief Commissioner Brendan Watson to support and assist him in all areas. The Deputy Chief Commissioner has oversight of much of the financial aspects at a State level. Other responsibilities include, but are not limited to:

- Membership of the Branch Executive Committee
- And BEC sub-committees for Finance and Fundraising, and the Australian Scout magazine committee
- Budgets
- Adventure facilities including campsites



Daniella Taglieri **Assistant Chief Commissioner -** **Group Support**

Daniella works with Scout Groups to develop capacity, grow Scouting and provide a 'go to' person at the State level to help resolve issues Groups may encounter. This is both a service oriented and strategic development role.

Her responsibilities include, but are not limited to:

- Supporting Group Leaders in their role as community leaders
- Working towards every Group having a Group Leader and an Assistant Group Leader
- Working with the team at the Victorian Scout Centre, including the Membership Support Team, to provide a service-oriented contact point for all Groups
- Resources, practices and innovative solutions to support Group Leaders
- Group Leader conferences
- Sharing best-practice stories from Groups across the State;
- Looking externally for initiatives to support and grow our Scout Groups



acc.groupsupport@scoutsvictoria.com.au

Andrew Taylor OAM **Assistant Chief Commissioner -** **Marketing and Communications**

Andrew is responsible, with the Marketing team, for our image and internal and external communications. Marketing's work includes:

- Our branding and logos
- Promotional products including signage, brochures, posters, videos
- The weekly Be Informed newsletter
- Websites
- Social media
- Australian Scout magazine
- Dealing with media



acc.marcomms@scoutsvictoria.com.au

Matty McKernan **Assistant Chief Commissioner –** **Personnel**

Matty's responsibilities include all aspects of supporting our volunteers as Scouts Victoria aims for best practice while meeting our obligations to Scouts Australia, Scouting's Asia-Pacific Region, and the World Organisation of the Scouting movement. These responsibilities include but are not limited to:



- Adult Training including supporting the Training Team and State Commissioner and oversight of the training office.
- Chair of the Adults in Scouting Team
- Implementing the World Adults in Scouting policies
- Development and review of adult policies in Scouting within Victoria
- Appointment process for positions of all Commissioners and State roles by advertising these roles to the membership, appointing interview panels and then making recommendations to the Chief Commissioner of Scouts Victoria for appointment
- Developing resources to assist ongoing formation and development of adults in Scouting within their roles

acc.personnel@scoutsvictoria.com.au

STATE LEADERSHIP TEAM

Michael Thomas **Assistant Chief Commissioner – Program**

Michael's responsibilities cover all areas of the Scouting program, working with the State Commissioners for each youth Section to ensure we deliver a quality Scouting program where youth participate in the age-appropriate developmental award scheme; enjoy camps, sleepovers and holidays; and experience the Scouting method of learning through doing, in small teams or Patrols.

Michael also works with the Adventurous Activities, International and Environment teams to ensure that these programs are supporting all youth members to be able to participate in an adventurous and challenging program.

Other duties include:

- Heritage
- Major Events
- S.T.E.M (Science, Technology, Engineering and Maths)
- Performing Arts

acc.program@scoutsvictoria.com.au

Simon Marks **Assistant Chief Commissioner - Regions**

Simon supports all aspects of Scouting's membership growth. Through the State Development and Leadership Team, Simon works with Region Commissioners, District Commissioners and Group Leaders to grow membership throughout the State.

Primary areas of responsibility are:

- District Development: Promote and co-ordinate the delivery of Scouting within the State through the appointment of Region Commissioners and District Commissioners.
- People Development: Provide direct support and advice to Region and District Commissioners in their recruitment, selection, approval, training and review of suitable adults as Leaders and Lay members and District Development activities.
- Annual Recognition Awards
- ICT Scouting Support Services
- Approval of Adult membership list on behalf of Chief Commissioner

acc.regions@scoutsvictoria.com.au



Morris Orchard **Assistant Chief Commissioner – Strategic Development**

Morris is responsible for leading strategic change for Scouts Victoria. He works with the Development team and the Deputy Chief Commissioner to provide support to the development of District plans toward future growth. He steers Scouting's involvement with government and the community. He facilitates the District Commissioner Council.

Other duties include:

- Membership of the Branch Executive Committee
- Membership of the Branch Executive Committee Insurance and Risk Sub Committee

acc.strategy@scoutsvictoria.com.au

Annie Asquith **Assistant Chief Commissioner- Youth Advocacy and Leadership**

Annie is responsible for leading the change as Scouts Victoria becomes increasingly youth-led, with adult support. Annie provides support to youth advisory teams, young people taking on leadership roles and adults working with young people, ensuring youth voice in Scouting decisions. She steers Scouting's involvement with government and the community on youth issues, ensuring that young people in Scouts have the opportunity to shape government policy on issues that affect them.

Other duties include:

- Membership of the Branch Executive Committee
- Membership of the Adventure Facilities Sub-Committee

acc.youth@scoutsvictoria.com.au

Paul Byrnes **Chair Victorian Rover Council**

Paul represents our Rover Council and is the voice of our young adult members.

chairman@vicrovers.com.au



CONTACTS

Victorian Scout Centre

Melway: 70 E 6 A.B.N. 39 662 387 026

Address: 152 Forster Road, Mount Waverley 3149

General info: reception@scoutsvictoria.com.au

Membership: membershipsupport@scoutsvictoria.com.au

Phone: 8543 9800 (F) 8543 9899 Toll Free: 1800 SCOUTS or 1800 640 454

Centre Hours: 8.30am/5pm Monday to Friday

Emergency Line Only: 03 8543 9877

Website: www.scoutsvictoria.com.au

Scout Groups Melway Street Directory – refer to the Scouts listing in the Community Services section.

Executive Manager	Jon McGregor	8543 9802	exec.manager@scoutsvictoria.com.au
PA to Exec Manager/Secretariat	Kathleen Solomons	8543 9803	kathleen.solomons@scoutsvictoria.com.au
Manager People and Culture	Georgina Storey	8543 9801	hr@scoutsvictoria.com.au
IT Manager	Nicolas Tao, BBIS	8543 9825	extranet@scoutsvictoria.com.au
Finance Manager	Leanne Sheehan CA	8543 9887	accounts@scoutsvictoria.com.au
Marketing and Fundraising Manager	Leah Kemp	8543 9828	marketing@scoutsvictoria.com.au
Facilities Manager	Symon Chu	8543 9872	property@scoutsvictoria.com.au
Government and Community Engagement	Rob Charlesworth	8543 9805	rob.charlesworth@scoutsvictoria.com.au
Training Manager	Rosemary Redgrave	8543 9846	training@scoutsvictoria.com.au
Education Engagement Coordinator	Matt Dunstan	8543 9845	education@scoutsvictoria.com.au
Chief Scout of Victoria	Shane Jacobson		chief.scout@scoutsvictoria.com.au

State Leadership Team

Chief Commissioner	Brendan Watson OAM	chief.commissioner@scoutsvictoria.com.au
Deputy Chief Commissioner	Jon Willis OAM	dcc@scoutsvictoria.com.au

Assistant Chief Commissioners

Regions	Simon Marks	acc.regions@scoutsvictoria.com.au
Personnel	Matty McKernan	acc.personnel@scoutsvictoria.com.au
Marketing and Communications	Andrew Taylor OAM	acc.marcomms@scoutsvictoria.com.au
Group Support	Daniella Taglieri	acc.groupsupport@scoutsvictoria.com.au
Program	Michael Thomas	acc.program@scoutsvictoria.com.au
Strategic Development	Morris Orchard	acc.strategy@scoutsvictori.com.au
Youth Advocacy and Leadership	Annie Asquith	acc.youth@scoutsvictoria.com.au
Victorian Rover Chair	Paul Byrnes	chairman@vicrovers.com.au

Immediate Past Chief Commissioner

Bob Taylor AM	bob.taylor@scoutsvictoria.com.au
---------------	--

Talking To The Media

Usually the Chief Commissioner speaks for all of us on policy and other matters that affect us all.

If the matter concerns Scouts Victoria (and not just your Group or District) or it's urgent and you need a hand, please call: 03 8543 9898

Branch Executive Committee

President	Neil Comrie AO APM	scoutsvictoriapresident@scoutsvictoria.com.au
Vice Presidents	Neil Westaway AM	neil.westaway@scoutsvictoria.com.au
	Margaret Tremewen OAM	margaret.tremewen@scoutsvictoria.com.au
Honorary Treasurer	David Crundall	hon.treasurer@scoutsvictoria.com.au
<i>Appointment to the above roles is made annually by the State Council at its Annual General Meeting</i>		
Chairman	Greg Landgren	chairman@scoutsvictoria.com.au
Vice Chairman	Brad Miles	brad.miles@scoutsvictoria.com.au
Chief Commissioner	Brendan Watson OAM	chief.commissioner@scoutsvictoria.com.au

CONTACTS

Deputy Chief Commissioner	Jon Willis OAM	dcc@scoutsvictoria.com.au
Assist. Chief Commissioner (Strategic Direction)	Morris Orchard	morris.orchard@scoutsvictoria.com.au
Assist. Chief Commissioner (Youth Advocacy and Leadership)	Annie Asquith	annie.asquith@scoutsvictoria.com.au
Member	Alex Forrest	alex.forrest@scoutsvictoria.com.au
Member	Clare Hanley	clare.hanley@scoutsvictoria.com.au
Member	Chris Young	chris.young@scoutsvictoria.com.au
Member	Richard Simpson	richard.simpson@scoutsvictoria.com.au
General Secretary		
General Secretary	Jan Kerr	jan.kerr@scoutsvictoria.com.au
State Commissioners		
Joey Scouts	Sue Humber	sc.joey@scoutsvictoria.com.au
Cub Scouts	Elizabeth Thomson	sc.cubs@scoutsvictoria.com.au
Scouts	Jason O'Donnell	sc.scouts@scoutsvictoria.com.au
Venturers	Rod Byrnes	sc.venturers@scoutsvictoria.com.au
Rover Support	Peter Wotherspoon	sc.roversupport@scoutsvictoria.com.au
Adult Training and Development	Garry Breadon	sc.training@scoutsvictoria.com.au
VET	Rosemary Redgrave	sc.vet@scoutsvictoria.com.au
Adventurous Activities	Alan Richmond	sc.adventurousactivities@scoutsvictoria.com.au
Campsites	Peter Rutley OAM	sc.campsites@scoutsvictoria.com.au
Diversity and Inclusion	David Lyons	sc.diversity@scoutsvictoria.com.au
Environment	Gordon Young	sc.environment@scoutsvictoria.com.au
Gang Show	Rob Motton	sc.gangshow@scoutsvictoria.com.au
Gilwell Park	Russell Bradd	sc.gilwellpark@scoutsvictoria.com.au
Heritage	To be advised	sc.heritage@scoutsvictoria.com.au
International	Lisa Picking	sc.international@scoutsvictoria.com.au
Jamboree Support	Jody Freeman	sc.jamboreesupport@scoutsvictoria.com.au
Personnel Support	c/o Mathew McKernan	sc.personnel@scoutsvictoria.com.au
Quartermaster	Trevor Howlett	qm@scoutsvictoria.com.au
Region Support	Wayne Gunn OAM	sc.regions@scoutsvictoria.com.au
Risk and Safety	Simon Casey	sc.risk@scoutsvictoria.com.au
Education	Peter Marriott	sc.education@scoutsvictoria.com.au
Special Duties	Jan Kerr	jan.kerr@scoutsvictoria.com.au
New Program Implementation	John Kerr	john.kerr@scoutsvictoria.com.au
YPR Adventurous Campsite Activities	Claire Edmanson	claire.edmanson@scoutsvictoria.com.au
Special Duties	The Hon. Michael Baden Powell	sc.specialduties@scoutsvictoria.com.au
Major Events	Dan Voet	sc.majorevents@scoutsvictoria.com.au
Performing Arts	Doug Wright	sc.performingarts@scoutsvictoria.com.au

Scouts Australia National Team

Scouts Australia House, Level 1, 8 Help Street, Chatswood, NSW 2067

www.scouts.com.au

(B) 02 8440 5900

(F) 02 9413 1177

scouts@scouts.com.au

STATE DEVELOPMENT & LEADERSHIP TEAM



Simon Marks, Assistant Chief Commissioner - Regions

The team is comprised of the Assistant Chief Commissioner Regions, State Commissioner Regions, State Commissioner Development and Region Commissioners. The team meets monthly and has a number of key objectives.

1. Leadership
 - › Provide an inspirational vision for Scouting through the production of an annual development plan which focuses on the implementation of strategies for the recruitment, retention and personal development of youth and adults in each District and the creation of new Groups.
2. District Development
 - › Promote and co-ordinate the delivery of Scouting within the Region through the appointment of a Region Leader - Development and District Commissioners.
3. Quality
 - › Define with the Region Development Team the characteristics of quality
 - › Monitors with a positive development attitude all activities to ensure the standards are equalled and surpassed
 - › Provide feedback and acclaim/support as required.
4. People Development
 - › Provide direct support and advice to District Commissioners in their recruitment, selection, approval, training and review of suitable adults as Leaders and Lay members and District Development activities.
Specifically
 - › Put in place a development plan for “critical people” in the Region
 - › Develop a succession plan for “critical roles” in the Region.
 - › Identify people (youth and Adult) with leadership potential to gradually populate the succession plan
5. Membership
 - › Promote the Scout Movement in the wider community by identifying and establishing strong relationships with education leaders in the Region (preschool, primary, secondary and tertiary)
 - › Local State and Federal government leaders for the Region.
 - › Philanthropic and commercial organisations part of the Region
 - › The Regions service clubs and associations

Support Members of the Team



Wayne Gunn OAM -
State Commissioner
Region Support



Morris Orchard –
Assistant Chief
Commissioner –
Strategic Development



Bob Taylor AM –
Immediate Past Chief
Commissioner

REGION & DISTRICT SUPPORT TEAMS

For specific contact information for ASF contact the District Commissioner or Region Commissioner or fellowship@scoutsvictoria.com.au



BAYS – 53 Groups, 6 Districts

Region Commissioner - Frank Moore

rc.bays@scoutsvictoria.com.au

Development - Anne-Marie Threlfall

rdc.bays@scoutsvictoria.com.au

CARDINIA - 9 Groups

1st Bunyip; 1st Koo Wee Rup; 1st Lang Lang; 1st Nar Nar Goon; Pakenham; 1st Upper Beaconsfield; 1st Beaconsfield; Lakeside Pakenham; 1st Garfield

Olive Elston - dc.cardinia@scoutsvictoria.com.au

CASEY - 11 Groups

1st Berwick; 1st Cranbourne; 1st Devon Meadows; Eumemmerring; 1st Hampton Park; 1st Narre Warren North; 1st Casey; Narre Warren; Berwick Central; Narre Warren South; St Mina Hallam

Jenni Walden - dc.casey@scoutsvictoria.com.au

FRANKSTON - 8 Groups

Baden Powell Park; 1st Ballam Park; 1st Carrum Downs; 4th Frankston (Special Needs); 1st Langwarrin; North Frankston Endeavour; 1st Seaford; 1st South Frankston

Scott Rosicka - dc.frankston@scoutsvictoria.com.au

GREATER DANDENONG - 4 Groups

Moodemere; 3rd Noble Park; 2nd Springvale; Dandenong

Anne-Marie Threlfall - dc.greaterdandenong@scoutsvictoria.com.au

KINGSTON - 9 Groups

Aspendale; 3rd Chelsea Air Scouts; 1st Chelsea Heights; 7th Cheltenham; 1st Edithvale; 4th Mordialloc Sea Scouts; Mentone; Yet Kieu Sea Scouts; Dingley

c/o Region Commissioner - dc.kingston@scoutsvictoria.com.au

MORNINGTON PENINSULA - 12 Groups

1st Balnarring; Dromana Sea Scouts; 1st Hastings; 1st Mornington; 2nd Mornington; 1st Ranelagh; 1st Red Hill; Rosebud Scout Group; 1st Somerville; Sorrento Sea Scouts; 1st Tootgarook; 1st Tyabb

Tina Bennett - dc.morningtonpeninsula@scoutsvictoria.com.au



GEELONG – 24 GROUPS, 4 DISTRICTS

Region Commissioner - Wayne Gunn

rc.geelong@scoutsvictoria.com.au

Development - Ian Munro

rc.development.geelong@scoutsvictoria.com.au

BARWON - 5 Groups

1st Belmont; 1st Grovedale; 1st Highton; 1st Torquay; 1st Modewarre

Megan Dunne - dc.barwon@scoutsvictoria.com.au

GEELONG PENINSULA - 9 Groups

1st Drysdale; Leopold; 1st Queenscliff; 1st/2nd Ocean Grove; 1st Barwon; 1st Barwon Heads; 2nd Geelong;

1st Eastern Park; 1st Otway Foresters Rover Crew

Wayne Myers OAM - dc.geelongpeninsula@scoutsvictoria.com.au

GEELONG RIVERS - 7 Groups

1st Anakie; 1st and 2nd Lara; 1st Hamlyn Heights; Norlane West; 1st Bannockburn; 1st Lethbridge

Allan Bartlett - dc.geelongrivers@scoutsvictoria.com.au

OTWAY PLAINS - 3 Groups

2nd Colac; 3rd/4th Colac; Apollo Bay

Kathleen Niblett-Graham - dc.otwayplains@scoutsvictoria.com.au

REGION & DISTRICT SUPPORT TEAMS



GIPPSLAND – 30 GROUPS, 5 DISTRICTS

Region Commissioner - Cliff Dent rc.gippsland@scoutsvictoria.com.au

Development - Greg Samson arc.development.gippsland@scoutsvictoria.com.au

EAST GIPPSLAND - 3 Groups

Bairnsdale; 1st Paynesville; Colquhoun Sea Scouts

Refer to Amanda Bodinnar - dc.eastgippsland@scoutsvictoria.com.au

MT BAW BAW - 8 Groups

1st Drouin; 1st Moe; 1st Neerim; 1st Newborough; 1st Thorpdale; 1st Trafalgar; 1st Mountain Rivers; Warragul

Rick Bradley - dc.mtbawbaw@scoutsvictoria.com.au

SOUTH GIPPSLAND - 9 Groups

1st Fish Creek; 1st Foster; 1st Inverloch; 2nd Korumburra; 2nd Leongatha; 1st Mirboo Nth; Phillip Island; Wonthaggi; 1st Yarram

c/o Region Commissioner - dc.southgippsland@scoutsvictoria.com.au

STRZELECKI - 7 Groups

1st Churchill; 1st Glengarry; 1st Morwell; Morwell East; 1st Traralgon; West Traralgon; 1st Yinnar

Sharon Noonan - dc.strzelecki@scoutsvictoria.com.au

WELLINGTON - 3 Groups

Maffra; Sale; 1st Stratford

Refer to Wendy Phelan - dc.wellington@scoutsvictoria.com.au



LERDERDERG – 43 GROUPS, 6 DISTRICTS

Region Commissioner - Wayne Gunn rc.lerderderg@scoutsvictoria.com.au

Development/New Groups - Claude Midon arc.newgroups.lerderderg@scoutsvictoria.com.au

DJERRIWARRH - 4 Groups

Bacchus Marsh; 2nd Melton; 3rd Melton; 1st Ballan

Colleen Thompson - dc.djerriwarrh@scoutsvictoria.com.au

KOROROIT - 8 Groups

1st Deer Park; 1st Keilor Village; 1st Sunshine; 1st Taylors Lake; Tran Hung Dao; 1st Caroline Springs; Phu Dong; St George

Refer to Region Commissioner - dc.kororoit@scoutsvictoria.com.au

KARIWARA - 7 Groups

1st Altona; 2nd, 5th and 10th Footscray; 2nd Newport; 3rd and 4th Williamstown

John Wightwick - dc.kariwara@scoutsvictoria.com.au

MACEDON RANGES - 8 Groups

1st Gisborne; 1st Macedon; 1st Riddell's Creek; 1st Romsey; 1st and 2nd Woodend; 1st New Gisborne; 1st Kyneton

Refer to Region Commissioner - dc.macedonranges@scoutsvictoria.com.au

MOONEE VALLEY - 10 Groups

1st/10th, 15th, 17th Essendon; 5th Keilor; 6th Melbourne; 1st Moonee Ponds; 1st, 2nd Strathmore; 1st Milleara; St Mary's Coptic

Refer to Mathew McKernan - dc.mooneevalley@scoutsvictoria.com.au

WERRIBEE PLAINS - 6 Groups

1st Iramoo; 1st Hoppers Crossing; 1st Point Cook; 1st and 2nd Werribee, Williams

Tim Woollam - dc.werribeeplains@scoutsvictoria.com.au



LODDON MALLEE - 19 GROUPS, 3 DISTRICTS

Region Commissioner - Craig Whan rc.loddonmallee@scoutsvictoria.com.au

BENDIGO - 6 Groups

1st Bendigo; 1st Castlemaine; 1st Eaglehawk; 2nd Kangaroo Flat; 1st Maiden Gully; 1st Strathfieldsaye

David Farrell - dc.bendigo@scoutsvictoria.com.au

NORTHERN RIVERS - 7 Groups

1st Barham; 1st Donald; 1st Kerang; 1st Lake Boga; 1st Lake Boort; 1st Nyah Nyah West; Swan Hill

Carmel Tyers - dc.northernrivers@scoutsvictoria.com.au

SUNRAYSIA - 6 Groups

Delta; 1st Irymple; 2nd and 5th Mildura; Red Cliff; Alcheringa

David Searle - dc.sunraysia@scoutsvictoria.com.au

REGION & DISTRICT SUPPORT TEAMS



MELBOURNE – 48 GROUPS, 4 DISTRICTS

Region Commissioner - Michelle Grierson rc.melbourne@scoutsvictoria.com.au

BAYSIDE - 8 Groups

1st and 3rd Beaumaris; 1st/14th Brighton; 1st/3rd Cheltenham; Hampton; 1st and 5th Sandringham; 1st Elwood

Refer to Simon Marks - dc.bayside@scoutsvictoria.com.au

BOROONDARA - 14 Groups

1st Ashburton; 1st Balwyn; 19th Camberwell; 1st Glen Iris; 1st Canterbury; 1st City Of Camberwell; 1st Greythorn Park; 1st Hawthorn; 2nd /6th Hawthorn; 1st Kew;

4th Kew; Deepdene; 1st North Balwyn; Lynden Park

Johann Anderson - dc.boroondara@scoutsvictoria.com.au

GLEN EIRA STONNINGTON - 20 Groups

1st Bentleigh; 15th Brighton; 4th Caulfield; 5th Caulfield; 9th Caulfield; 10th Caulfield; 12th Caulfield; Caulfield Tzofim Onnot; 1st McKinnon; 1st Central Moorabbin; 5th/6th Central Moorabbin; Bailey Reserve; 1st Malvern; 2nd Malvern; 10th Malvern;

13th Malvern; Port Melbourne; 2nd Prahran; 1st Vic. Sea Scouts; 5th Melb; 1st Latvian

Roy Kaplan - dc.ges@scoutsvictoria.com.au

YARRA - 8 Groups

1st Alphington; Carlton; 2nd Clifton Hill; 1st Fitzroy; Richmond; Catholic Archdiocese Scout Group; CRC Sydenham

Nick Browne - dc.yarra@scoutsvictoria.com.au



MOUNT DANDENONG – 71 GROUPS, 7 DISTRICTS

Region Commissioner - Gary Park rc.mtdandenong@scoutsvictoria.com.au

CITY OF KNOX - 13 Groups

1st Bayswater; 2nd/3rd Bayswater; 1st Ferntree Gully; 4th and 8th Knox; 1st Knoxfield; 2nd Knoxfield; 1st Rowville; 1st The Basin; 2nd Wantirna; 1st Wantirna Sth; Heany Park; Boronia

Dimitri Karanikas - dc.cityofknox@scoutsvictoria.com.au

MANNINGHAM - 8 Groups

1st and 3rd Doncaster East; Manningham Tende Beck; 1st Templestowe Lwr; 1st and 3rd Templestowe; Warrandyte; Wonga Park

Refer to Region Commissioner - dc.manningham@scoutsvictoria.com.au

MAROONDAH - 9 Groups

3rd Croydon; 1st Croydon Hills; Heathmont; 3rd Ringwood East; 4th

Ringwood; 7th Ringwood; Croydon Central; 1st Maroondah; 3rd Heathmont

Terri Verberne - dc.maroondah@scoutsvictoria.com.au

MONASH - 10 Groups

2nd Glen Waverley; 1st Mount Waverley; Mulgrave; 9th Oakleigh; Oakleigh Coptic; Waverley Valley; 1st West Waverley; 2nd/7th West Waverley; 1st Wheelers Hill; Wurringga

Alan Richmond - dc.monash@scoutsvictoria.com.au

SHERBROOKE FOREST - 10 Groups

1st Belgrave Sth; 1st Cockatoo; 1st Emerald; 1st Ferny Creek; Gembrook; 1st Kallista; 1st Monbulk; 1st Olinda; 1st Upwey; 1st Selby

Deirdre Lancaster - dc.sherbrookeforest@scoutsvictoria.com.au

WHITEHORSE - 14 Groups

1st Bennettswood; 1st/8th Blackburn; 2nd Blackburn; Blackburn South; 6th and 9th Box Hill; Box Hill North; 1st Heatherdale; 1st Mont Albert; Mont Albert North; 1st Nunawading; 1st Mitcham; 1st Tally Ho; 1st Vermont

Bill Henley - dc.whitehorse@scoutsvictoria.com.au

YARRA RANGES - 7 Groups

1st Lilydale; 1st Mount Evelyn; 1st Mooroolbark; 1st Seville; 1st Healesville; 1st Yarra Junction; 1st Woori Yallock

Refer to Region Commissioner - dc.yarraranges@scoutsvictoria.com.au

REGION & DISTRICT SUPPORT TEAMS



NORTHERN – 24 GROUPS, 4 DISTRICTS

Region Commissioner - Simon Marks

rc.northern@scoutsvictoria.com.au

ALPINE GATEWAY - 5 Groups

1st Bright; Benalla; 1st Myrtleford; 1st Yarrunga; Wangaratta

Refer to Region Commissioner -

dc.alpinegateway@scoutsvictoria.com.au

GOULBURN MURRAY - 9 Groups

1st Baulkamaugh; 1st Cobram; 1st Dookie; 1st Kialla; 1st Mooropna; 1st North

Shepparton; 1st Yarrowonga; 1st Tatura, Shepparton Rover Crew

Mark Sargent - dc.goulburnmurray@scoutsvictoria.com.au

UPPER MURRAY - 7 Groups

1st Beechworth; 1st Rutherglen; 1st Wodonga; 3rd Wodonga; 1st Baranduda; 1st Mount Beauty; 1st Yackandandah

Refer Region Commissioner -

dc.uppermurray@scoutsvictoria.com.au

RIVER GUMS - 3 Groups

1st Echuca; 1st Kyabram; 1st Rochester

Refer to Region Commissioner -

dc.rivergums@scoutsvictoria.com.au



PLENTY VALLEY – 52 GROUPS, 5 DISTRICTS

Region Commissioner - Alan Harding

rc.plentyvalley@scoutsvictoria.com.au

BANYULE - 12 Groups

Bundoora; 1st Eaglemont; 1st/2nd Greensborough; 1st Greenhills; Rosanna; Watsonia; 1st Ivanhoe Sea Scouts; 10th Ivanhoe; Macleod; Heidelberg; Viewbank; Montmorency

Refer to Region Commissioner -

dc.banyule@scoutsvictoria.com.au

HUME - 4 Groups

1st Craigieburn; 1st Sunbury; 3rd Sunbury; 1st Tullapark

Annette McIlvain - dc.hume@scoutsvictoria.com.au

MORELAND DAREBIN - 13 Groups

4th Brunswick; 5th Brunswick; 9th Brunswick; 1st Coburg; 2nd Glenroy; 1st Oak Park; 4th Preston; 1st Reservoir; 5th Northcote; AIA Coburg; Fawkner; Hoa Lu; St Mark Coptic

Chris Ballard - dc.morelanddarebin@scoutsvictoria.com.au

NILLUMBIK WHITTLESEA - 14 Groups

1st Diamond Creek; 1st Doreen; 1st Epping; 1st Eltham North; 1st Eltham; 2nd Eltham Sea Scouts; 1st Hurstbridge; 1st Lower

Plenty; 1st Research; 1st Whittlesea; Ava Makary Yarrambat; Hazel Glen; Epping North; South Morang

Wendy Byrnes - dc.nillumbik@scoutsvictoria.com.au

TILBA TILBA - 9 Groups

1st Alexandra; 1st Broadford; 1st Kilmore; 1st Kinglake; 1st Mansfield; 1st Puckapunyal; 1st Seymour; 1st Yea, 1st Wallan

Damion Toes - dc.tilba@scoutsvictoria.com.au



WEST COAST – 15 GROUPS, 3 DISTRICTS

Region Commissioner - Rob Rowe

rc.westcoast@scoutsvictoria.com.au

EMU - 4 Groups

1st Camperdown; 1st Cobden; 1st Noorat; 1st Timboon

Steve Leversha - dc.emu@scoutsvictoria.com.au

GLENELG RIVER - 5 Groups

Portland; 1st Casterton; 1st Coleraine; Hamilton; 1st Cavendish

Laurel Selwood - dc.glenelgriver@scoutsvictoria.com.au

SOUTH WESTERN - 6 Groups

Allansford; Hawkesdale; Port Fairy; Warrnambool Norfolk; Warrnambool Tooram; Koroit

Peter Jarry - dc.southwestern@scoutsvictoria.com.au

REGION & DISTRICT SUPPORT TEAMS



WESTERN – 15 GROUPS, 2 DISTRICTS

Region Commissioner - Ian Lock rc.western@scoutsvictoria.com.au

BALLARAT - 10 Groups

1st Avoca; 1st Alfredton; 3rd Ballarat; 5th and 7th Ballarat; 1st Beaufort; 1st Creswick; 1st Maryborough; Mt Clear; 1st Wendouree

Refer Region Commissioner - dc.ballarat@scoutsvictoria.com.au

WIMMERA - 5 Groups

2nd and 4th Horsham; 1st Kaniva; 1st Rainbow; 1st Warracknabeal

Refer Region Commissioner - dc.wimmera@scoutsvictoria.com.au

REGION & DISTRICT MAPS



ADMINISTRATION & MEMBERSHIP

ADULT AND YOUTH MEMBERSHIP

New Members Registration Fees 2019

Membership Fee – 2019/2020

Pro Rata Fee Structure		
Between these starting dates	Registration Fee	
	Youth Members	Adult Members (Leaders, Fellowship, Adult Helpers)
January 1 2019 to March 31 2019	50% annual fee	Nil
April 1 2019 to May 31 2019	25% annual fee	Nil
June 1 2019 to June 30 2019	Nil	Nil
July 1 2019 to September 30 2019	New fee – 100%	\$50
October 1 2019 to December 31 2019	New fee – 75%	\$50
January 1 2020 to March 31 2020	New fee – 50%	\$50
April 1 2020 to May 31 2020	New fee – 25%	Nil
June 1 2020 to June 30 2020	Nil	Nil

Scout membership fees are reviewed annually - at the time of print of this INFO BOOK 2019 the review for the 2019/2020 fee has not been completed. Once the fee is agreed, all will be informed via the weekly e-news Be Informed.

What does the Annual Membership Fee cover?

Scouting needs to be able to maintain the provision of services, pay insurance premiums, ensure the staff we employ receive fair and reasonable payment for the terrific work they do, pay for the utilities and associated cost of delivering the program. All of these costs are rising. We also wish to ensure that Scouting remains affordable. In order to ensure we continue to pay all necessary expenses, provide services to support Scouting and ensure Scouting is a healthy and viable choice for young people across Victoria's diverse communities the BEC Finance Sub-committee works to ensure that fees are as economical as possible.

Where a Group is aware of a family that may be experiencing a period of hardship or difficulty, Scouts Victoria is committed to ensuring that the youth members in that family can still enjoy Scouting as detailed below.

Financial Support

Scouts Victoria will work with Groups, Districts and Regions to support those experiencing financial distress due to the industry closures and employment downturn in some communities across the State. Group Leaders (including LICs) can apply for fee concessions from the State Association on behalf of families. There is no need for any other person to know of the financial assistance provided and application should be made directly from the Group using the Application for Fee Relief Form (F1) available under Forms on the website. Where financial distress is widespread and affecting a large proportion of the Group's membership, Group Leaders are urged to make contact as soon as possible. It is essential that during difficult times Scouts support each other. Fee relief may also be available for foster children and children with special needs.

Interstate, International Transfers and Exchange Students

Youth and Leaders providing evidence of registration in other States or countries will be registered without a fee until the next census. Short term exchange students will be exempt from membership fees.

Registering and Transferring Members

A Visitor Details Form (Y4) should be completed for each new prospective youth member who wishes to join or re-join a Group. Information required is the member's full name, date of birth, Section/Group and email address. In the case of the new member being a Rover, the Rover (aged at least 18), not the Rover's parent, should sign the form. The Group Leader should then issue an invitation to join via Extranet membership.

The Y4 and the Online Application Youth Flowchart and Online Youth FAQ are available on www.scoutsvictoria.com.au – Age Sections and Adults > Member Resources > Forms and Tools > Youth Forms > Visitors and prospective members

After payment of the membership fee is received, the Membership Certificate is sent to the Group to be presented to the new member. Cheques are to be made payable to the Scout Association, Victorian Branch.

Online Transfer of youth members is available in Extranet at Admin > Youth Admin > Transfer between Groups.

Annual Census

Every year, by June 30, each formation Group, District and Region is required to update their Extranet membership records, including acceptance of new members and forward relevant adult member paperwork to Victorian Scout Centre.

In May a member listing along with instructions is sent to the Leader in Charge for checking and to make all necessary amendments to office bearers and youth members. Adult member update relevant documents where appropriate are to be sent to Membership

ADMINISTRATION & MEMBERSHIP

Support by Friday June 14 2019. An invoice based on June 30 membership will be generated and sent to Groups on July 1.

Each District Commissioner and Treasurer is expected to check all Group registers prior to June 30 and ensure that outstanding invoices have been paid and census payment is forwarded to the Scout Centre by Monday July 15.

Membership Support Team at the Victorian Scout Centre, 152 Forster Road, Mount Waverley 3149.

(B) 8543 9800 (F) 8543 9899 (E) membershipsupport@scoutsvictoria.com.au

Youth Forms

Please use the up to date forms available on www.scoutsvictoria.com.au – Age Sections and Adults > Member Resources > Forms and Tools

Youth Forms available are for:

- Visitors and Prospective Members – Y4
- Activity Permissions – Special Activity (Y5) and Adventurous Activity Intention Form
- Application for National or International Scouting Event Funding

Award Applications are for:

- Joey Scout Promise Challenge Badge
- Grey Wolf Application
- Australian Scout Medallion Achievement
- Queen's Scout Nomination
- Baden-Powell Award
- International Explorer Award

Adult Membership and Forms

Please use the up to date forms available on www.scoutsvictoria.com.au – Age Sections and Adults > Member Resources > Forms and Tools

The idea of these forms is that there is one for when you join, one for when you leave and one for when you move in between.

The application for any new adult member – uniformed (including Rovers) and non-uniformed is now completed online via an invitation to join extended by the Group Leader (Leader in Charge) via Extranet under Membership.

An A2 form is used to change your appointment or take on a secondary role. To take on a secondary role you need to have completed the required Basic training for both the primary appointment and secondary role and have discussed your capacity to undertake that role with the Leader in Charge of both formations who approve the A2 along with the relevant Commissioner.

An A3 is required for a relinquishment of adult membership. Other forms include:

Child Safe Scouting, Health and Injury Forms, Finance Forms, Legal Forms, Insurance Certificates, Property Forms, Training Forms, Travel Forms, Working with Children Check, Document requirements for identity check, Vehicles

Mandatory Training

Every Adult Member of Scouts Victoria (Rovers, Leaders, Fellowship, Honorary Commissioners, Office Bearers, Rostered Parents and Adult Helpers) must complete the following e-Learning Modules:

- Workplace Health and Safety (BCORE WHS)
- Child Safe Scouting (BCORE CHILD)

Within 12 months of their commencement of membership and every three years. Completion and refreshing of these modules must be completed as a condition of membership.

EVENT FUNDING

The E.M.Loithian Fund (Victoria) was established to assist youth members travelling overseas. Funds are available to enable financial assistance to be made to uniformed members under 26 to attend overseas Scouting activities.

Who can apply? Grants will be made on a needs basis with preference going to the most deserving applicants. Previous recipients of financial assistance to attend overseas events within the same Section will not be eligible for another grant. The factors determining 'needs' can be widely interpreted - family size, hardship, illness, unemployment, or any of many other reasons.

No assistance is available for additional costs such as travel to and from the applicant's home to Melbourne Airport, passport costs, pocket money, optional sightseeing, or personal touring before, during or after the event.

The NEAR - National Event Assistance Reserve fund was established to assist youth members (not available for adults or Leaders) who are planning to go to a recognised Scouting activity such as Cuborees, Jamborees, Ventures and Moots within Australia.

Previous recipients of financial assistance to attend National events will not be eligible for another grant.

ADMINISTRATION & MEMBERSHIP

How to apply for assistance for EML or NEAR

Application Forms are available from the Scouts Victoria website under Age Sections and Adults > Member Resources > Forms and Tools > Youth Forms > Application for National or International Scouting Event Funding > Application for Event Funding. Please ensure the applications are completed correctly and sent 'in confidence' marked 'Event Funding Application' to Scouts Victoria, 152 Forster Road, Mount Waverley, Victoria 3149. All correctly completed applications will be acknowledged and considered if received in a timely manner according to the payment schedule set down by the event coordinators and before the second payment is due. Applications will only be considered once the deposit has been paid or a payment plan entered into with the contingent. Late applications will not be considered unless exceptional circumstances apply. Further enquiries contact acc.groupsupport@scoutsvictoria.com.au

Further opportunities to assist members travelling to Scout events overseas are located in International notes.

INTERSTATE TRAVEL

Youth members or Leaders proposing to camp or travel interstate must make prior application for approval to Victorian Scout Centre (VSC) on the appropriate form available from the Scouts Victoria website under Age sections and adults > Member resources > Forms and tools.

Three copies of the form must be completed, plus one extra copy for each additional State to be visited. They must be suitably approved and endorsed before sending to the Victorian Scout Centre. For visits interstate, where provision of facilities or other assistance is sought of the host Branch, at least two months' notice is required. Where no assistance is required, at least one month's notice is required. Late applications are liable to be rejected. Once the application is approved by State, a copy will be returned to:

The Leader in Charge of the party (this copy must be carried during the trip)

One copy will be sent to the Branch concerned to advise them of the visit, and if required, to request the provision of facilities or assistance

The Leader in Charge of the party will be advised direct of any arrangements made by the Branch being visited.

Where road transport is involved the Leader in Charge of travelling party has an obligation to ensure that the vehicles are suitable for the purpose and that the insurance on the vehicle is adequate and covers full liability for passengers. Applications are only approved on the understanding that these precautions have been taken, the necessary permits obtained, and recognised safety precautions adhered to.

Restrictions: Applications from Cub Scout Packs for interstate visits will be referred to the State Commissioner Cub Scouts for approval

Applications to camp or travel in Tasmania must give full details as to party size, experience of Leaders and youth members, proposed route, equipment and food lists, and any other details that will help the application

The Tasmanian Branch has capped the size of the party to 14 for hike to Cradle Mountain National Park

CARE MONKEY - HEALTH RECORDS

Scouts Victoria takes health and safety very seriously. CareMonkey is an innovative participant controlled electronic medical form for clubs and other groups with a duty of care. It's an electronic version of the paper based Personal Information Record (PIR) we send out and ask parents to fill in for events and upon joining. It provides you with the opportunity to receive updated medical information promptly and accurately, while providing you with instant access to the information in an emergency. The information can be used offline in an area without internet access.

We will be using the CareMonkey app in the best interest of all of our participants whilst ensuring we are proactively fulfilling our risk management and duty of care obligations.

You and parents can create a free CareMonkey account and control all data. The CareMonkey system stores the information on your behalf and you will be able to grant (or deny) access to your data. From Scouts Victoria's perspective, this information will only be accessible by authorised officials responsible for looking after our members and will be managed in accordance with the Data Protection and Privacy Act.

At no stage should member's health issues be discussed with anyone other than those adults who are required to know because of their involvement with an activity.

PERSONNEL TEAM

Mathew McKernan, Assistant Chief Commissioner - Personnel

People are our greatest asset. This team focuses on people and culture management at all levels of the organisation. The team is responsible for creating, implementing and overseeing policies governing employees' and volunteers' behaviour and the behaviour of Scouts Victoria toward our employees and volunteers. Specific areas of oversight include adult recruitment and retention, exit interviews, motivation, role selection, labour law compliance including OH&S, performance reviews, training, professional development, mediation and change management.

ADMINISTRATION & MEMBERSHIP

This team, led by the Assistant Chief Commissioner – Personnel, makes up the Victorian Adults in Scouting Committee (WOSM Adults in Scouting Policy establishes the basis for all personnel support processes, which is based upon the 'life-cycle of adults in Scouting'). The team includes State Commissioner – Personnel Support, State Commissioner – Adult Training and Support, State Commissioner – VET, State Commissioner Risk and Safety and the Deputy Chair, Victorian Rover Council.

Personnel Support - State Commissioner

Role is to proactively introduce best practice policies, procedures, protocols and to support the volunteer adults in the movement so that they have role clarity in undertaking their duties in a safe and supportive environment.

Adult Training and Development - Garry Breadon, State Commissioner

Implements a national curriculum for the training and development of Leaders in all functions and at all levels. The system includes the acquisition and development of the knowledge and skills necessary for each function and the personal development of Adults. It is flexible and allows for previous experience and skills to be evaluated, and allows for the acquisition of additional skills and knowledge.

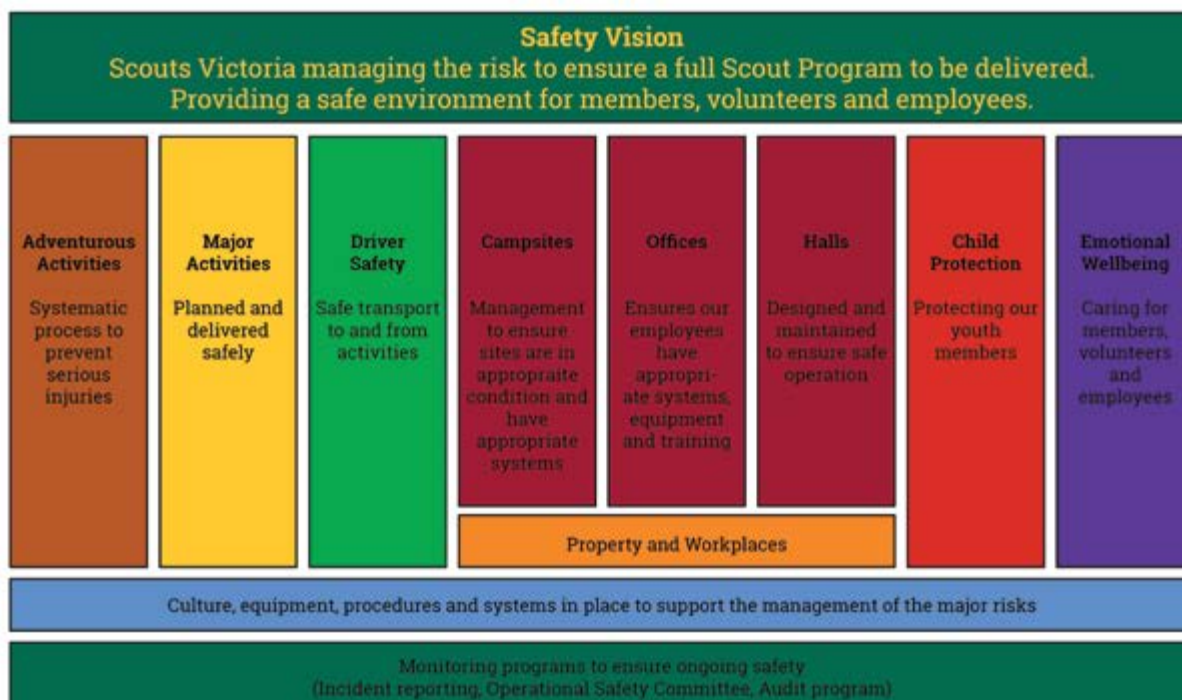
Vocational Education and Training - To be advised, State Commissioner

Scouts Australia Institute of Training (SAIT) is a Registered Training Organisation and enables youth and adults to seek externally accredited qualifications. This role holds the responsibility for providing support to SAIT assessors, successful completion of qualifications by youth and adults and monitoring of compliance.

Risk and Safety - Simon Casey, State Commissioner

- Assistant State Commissioner - asc.risk@scoutsvictoria.com.au

Responsible to build a culture of safety, implement industry best practice for Scouting processes and ensure a safe, cohesive and integrated youth program and environment for adults supporting it. This role leads the Scouts Victoria Operational Safety Leadership Committee focusing on achieving these goals.



CODE OF CONDUCT FOR ADULTS IN SCOUTING

November 2017 Australian Policy and Rules P5.2.2 Code of Conduct

This Code of Conduct is a personal commitment. Its purpose is to protect all members of Scouting. It applies to all members over the age of 18, regardless of location and role, when engaging with young people and adults in any form. This includes face-to-face contact and using technology such as online platforms. Parents and guardians who wish to actively participate in Scouting activities must also follow this code.

"I will set an example that I would wish others to follow. Therefore, I will:

- respect the dignity of myself and others.
- demonstrate a high degree of individual responsibility,
- recognise at all times that my words and actions are an example to other members of the movement.

ADMINISTRATION & MEMBERSHIP

- act at all times in accordance with the Promise and Law, Code of Ethics and this Code of Conduct, thereby setting a suitable example for all.
- not use the movement to promote my own beliefs, behaviours and practices where these are not compatible with Scouting Principles.
- adhere to the Scouts Australia Child Protection Policy and provide a safe environment for youth members participating in the Scout Program, their parents or guardians and visitors.
- report any conduct seen or heard that does not comply with this Code of Conduct to the appropriate Scouting person.”

DUTY OF CARE

Australian Policy and Rules, November 2017

Duty of Care P2.1 Definition

1. Scouts Australia has a Duty of Care to all members of the movement and their parents/guardians to provide a safe environment that protects members to the best of its ability from physical or emotional harm.
2. Scouts Australia shall ensure when recruiting and managing Leaders and other persons in control of, or in contact with, young people that this duty is exercised.
3. All Leaders are accountable to exercise this duty on behalf of Scouts Australia at all times.

P2.2 Authorised Person in Charge

1. The authorised person in charge of an activity shall exercise the Duty of Care on behalf of Scouts Australia and parents or guardians.
2. Leaders planning an activity for which they do not have the prescribed qualifications to enable them to exercise the responsibilities of the authorised person in charge, shall obtain an appropriately qualified person to conduct the activity. That person shall conduct the activity to the requirements of Scouts Australia and shall be the authorised person in charge of the activity.

P2.3 Role of Branches

Branches shall be responsible for promulgating rules for the conduct of activities, which give effect to and are consistent with the policies of The Scout Association of Australia.

P2.4 Categories of Activities

Activities undertaken by members of Scouts Australia fall into the following categories:

1. DAY-TO-DAY activities cover the normal program activities undertaken by the various Sections.
2. ADVENTUROUS activities shall be defined by National and each Branch, based on the appropriate community standards for activities requiring leadership by persons with prescribed qualifications and/or experience.
3. PROHIBITED activities shall be defined by each Branch at its sole discretion, and shall be binding on members of Scouts Australia registered in the Branch.

P2.5 Health Care

Adult Leaders, in meeting their Duty of Care, are required to ensure the health care needs of youth members are managed in order to control risk and minimise harm.

1. Where youth members have short or long-term health care requirements which may impact on their involvement in Scouting activities, Adult Leaders are expected to meet their Duty of Care by undertaking a health care planning process.
2. Negotiation of a health care plan for youth members will respect the personal safety, dignity and right to confidentiality of youth members and caregivers and reflect the informed consent of all participants.
3. Adult Leaders are obliged to render first aid and emergency assistance to youth members consistent with their level of training. In every instance, first aid/emergency assistance is a strategy to support the health and safety of young people while awaiting professional medical assistance.
4. Legal guardians and their medical practitioners should be encouraged to minimise the medication/treatment required during Scouting activities.
5. Adult Leaders are obliged to enable youth members to receive ongoing medical care during Scouting activities. Adult Leaders are not obliged to provide ongoing or invasive medical care. Nor are Leaders required to provide or maintain health-related equipment. This is the responsibility of legal guardians, possibly in collaboration with community agencies. In every case, responsibilities for the provision of ongoing health care should be clearly documented.
6. Youth members should be encouraged to take responsibility, commensurate with their age and stage of development, for administering their own medication/treatment in non-emergency situations

P1.8.3 Child Protection and Protection from Harm

1. Duty of Care and Safe Practice

Policy P2 and Rule R12 specify Scouts Australia's policy P2 relating to Duty of Care, and its rules for safe practice. This policy is to be read in conjunction with the Scouts Australia Child Protection Policy 2016.

2. Rights of the Child Scouts

Australia recognises that children, because of their vulnerability, need special care and protection, and it has an educational and recreational program which respects their rights, and takes full account of their best interests. The Scouting program provides guidance appropriate to the child's evolving capacities and recognises their right to express an opinion, and to have it taken into account.

ADMINISTRATION & MEMBERSHIP

LEADER INDUCTION

General Information

The overall purpose of Basic training is to ensure that the new Leader:

1. knows what is expected of them in terms of:
 - (a) attitude (including a clear understanding of the Purpose and Principles, and unequivocal acceptance of the Promise and Law),
 - (b) knowledge (including the basic skills as appropriate)
 - (c) method used in Scouting
2. knows where to seek help and advice
3. is made to feel welcome and necessary
4. knows what is expected of them in terms of Leader Training - that all Leaders are expected to achieve their Wood Badge within three years
5. commitment is clearly explained and understood.

Procedure

The applicant will be interviewed by the Group Leader. During this interview:

- the applicant's obligations to the Promise and Law, the Purpose of Scouting and their role, and training requirements is explained
- the non-negotiable requirement that all adults holding a certificate of membership must complete the modules Basic ChildSafe, Basic ScoutSafe and WHS and Scouting within 12 months of becoming an adult member of Scouting is explained
- the online membership application process will be explained, (an application to become an Assistant Leader, Adult Helper, office bearer or Rover)

Upon completion of the online application the applicant submits to Membership Support at Victorian Scout Centre

- Working With Children Check Card
- Copies of four identity documents as per www.scoutsvictoria.com.au/media/2960/npc-1-jul-18-identity-documents.pdf

The Group Leader and District Commissioner confirms the application online via Extranet. Membership Support Team will email Reference Check and CrimCheck links to the applicant.

At the same time the District Commissioner may invite the District Personnel Committee to have a chat with the prospective member.

Once the applicant has been approved for membership, a number of things will happen:

- An initial Welcome Letter is sent to the new Leader;
- An email is sent to the new Leader and their PLA (with a copy to the GL, DC, DLATS, RC) advising the outcome and will contain the log-in information to begin eLearning.
- A Certificate of Adult Membership is issued and forwarded to the Group Leader for presentation to the trainee Leader. It should be emphasised to trainees that this certificate gives them a Trainee Leader status in the movement, certifying to them their membership, and is valid for a maximum period of twelve months.
- The Leader's membership will remain of a trainee nature until the completion of all Basic Training. If after 15 months basic training has not been completed a trainee Leader will be automatically converted to an Adult Helper.
- The District Team (DC, GL and DL – Section) has a responsibility to support the new appointee through their Scouting journey, including training.

Suitability Checks

Scouts Victoria undertakes numerous checks relating to the suitability of our applicants to apply to be a member. Our suitability checks are backed by our legal obligations to meet the Child Safe Standards as defined by the Victorian Government.

Our checks include:

- Ensuring a member is eligible to work with children by holding a Working with Children card
- National Police Check to ensure that the applicant meets our character requirements
- Reference Checking using an online surveying tool

Working With Children

Exempted Persons

The Working with Children Check legislation exempts a number of persons from having to hold a card due to their occupation, such as Police Officers and Teachers.

Scouts Victoria requires every adult member to hold a Working with Children Card, regardless of the exemption provided by their occupation. This is to ensure that we are meeting our obligations under the Working with Children Check legislation.

Scouts Victoria is notified of suspension or revocation of a Working with Children Check but this notification is not provided to us for those who are exempted or if the exemption is removed due to retirement or change of occupation. This is a risk that Scouts Victoria is not satisfied in accepting, therefore the requirement to hold the card applies to all of our adult members.

ADMINISTRATION & MEMBERSHIP

National Police Check

National Police Checks are conducted by Scouts Victoria to identify any offences or criminal history that may be incompatible with our Adult Code of Conduct.

The Police Check provides an outline of all offences that a person has been found guilty of, or pending court appearances. This information is more extensive than a Working with Children Check, which covers specific offences relating to children and some offences relating to adults.

Certain offences are of interest to Scouts Victoria in determining suitability of members and while a person holds a Working with Children Check, it does not automatically determine suitability to be a member when considering all criminal history.

This information is kept in the strictest confidence and retention of this information is managed in line with the access agreement with our Police Check provider.

Police Checks are renewed every five years for our members.

Police Checks may only be used for the express purpose that they have been requested for. Therefore Scouts Victoria is unable to accept any checks conducted for employment or other volunteer organisations. Scouts Victoria provides and conducts the check and you only need to provide the required identification documents (and complete the online form from the provider) to enable Scouts Victoria to request the certificate from our National Police Check provider.

ADULT LEADER APPOINTMENTS

Certificates of Adult Membership, (CAM), are presented to all new Trainee Adult Leaders and Adult Helpers when their Police Clearance and Working With Children checks have been accepted by the Chief Commissioner.

Certificates of Adult Leadership, (CAL), will be issued to replace the Certificate of Adult Membership, held by Trainee Adult Leaders when Leaders have satisfactorily completed Basic Level training and assessment activities as specified in the Adult Training and Development section: Your Training Pathway.

Certificates of Adult Appointment, (CAA), are issued with the Certificate of Adult Leadership, to show the specific role, Section and Group to which the CAL will be applied and a new CAA will be issued for every subsequent change of role, Section and Group.

Commissioners: For a Leader to be appointed as a Commissioner they must complete the appropriate Certificate of Adult Appointment requirements. The Leader must have completed or be prepared to complete Leader of Adult (Commissioner/District Leader) advanced training within two years of appointment. If it is not possible for the Leader to have completed the training on appointment, the appointment shall be Trainee or Provisional, to be confirmed when the Basic Training for Leader of Adults (Commissioner/District Leader) is completed.

District Leaders, Youth Program: For a Leader to be appointed as a District Section Leader, i.e. DLJS, DLCS, DLS, DLVS, they must hold the relevant Section Advanced Training and complete the appropriate Certificate of Adult Appointment requirements. If it is not possible for the Leader to have completed the Leader of Adults training on appointment, the appointment shall be Provisional, to be confirmed when the Basic Training for Leader of Adults (Commissioner/District Leader) is completed.

Group Leaders: For a Leader to be appointed as a Group Leader, they must have completed all Basic Training as part of the Leader of Adults (Group Leader) training. If it is not possible for the Leader to have completed all the training on appointment, the appointment shall be Trainee, until the completion of Basic Training. This training is to be completed within 12 months of the Trainee appointment. The advanced Leader of Adult training is to be completed within two years of the appointment.

District and Region Team appointments: When considering the appointment of a District Team member, the District Commissioner must consult and seek the approval of the Region Commissioner and any appropriate Section Region or State Commissioner. For the consideration of appointment of a Region Team member, the Region Commissioner must consult the appropriate Commissioner for approval.

Personal Leader Adviser

Each Leader recruited is to be assigned a Personal Leader Adviser (PLA) or Mentor, by the designated District/Region/State team member, to be a 'mentor', 'buddy' and 'adviser'. The role of the Mentor is vital in the Leader support system of the movement along with the support given by the District Leader – Sectional. It is expected that the appointed Mentor has the required experience and knowledge for the role.

The ROLE OF DISTRICT TEAM in relation to appointment of the mentor can be summed up as follows:

- District Commissioner
 - › In discussion with the District Leader – Sectional assigns suitable mentors
- District Leader - Sectional
 - › Have an ongoing responsibility for the training and support of all Leaders within the District Maintains contact with the Mentors to ensure the support of the new Leader is continuous
- District Leader - Adult Training Support
 - › Supports the Mentor to ensure all the appropriate training is completed ensures that necessary training resources are available

ADMINISTRATION & MEMBERSHIP

Review Of Leader Appointments

All trained Leaders are appointed for an initial period of three years. For a Leader to continue in the role beyond three years a review is to be undertaken of the Leader's performance, including the undertaking of Advanced Training and any additional training requirements and a recommendation made to the District Commissioner of either reappointment to current role, reassignment to new or different role or retirement as a Leader. The DC will monitor who requires the three year review through their Extranet Workflow and advise the team leader of the need. Once the review has been undertaken, the DC will make a recommendation through Extranet to update the appointment. The appointment will either be for a further period of one, two or three years.

Provisional Leaders are to be reviewed after one year and can only be re-appointed for a further year.

Adult Helpers are non-uniformed adults who regularly supervise and work in the youth Sections more than once a month or are regularly helping and supporting overnight activities such as sleep overs, pack holidays, hikes and camps. Adult Helpers are invested as members of the Scout movement once an A1 online application has been processed. At investiture, a Certificate of Adult Membership (CAM), and Group scarf is presented by the Group Leader. Adult Helpers are only involved in youth member activities under the guidance of a trained Leader holding a Certificate of Adult Leadership.

As part of the online National Training Curriculum a number of eLearning modules are available to support Adult Helpers and office bearers.

Rostered Parents must have a Working With Children card. Rostered Parents can only be involved in youth member activities in the presence of a Leader holding a current Certificate of Adult Leadership. They should be registered on Extranet in the OB category by the GL and may occasionally provide expert knowledge of a particular subject used in weekly Section program in which they demonstrate, instruct and test youth in completion of a badge or challenge are occasionally scheduled to give general support to Leaders at weekly Section meetings occasionally assist at overnight activities as drivers, cooks and general support.

Badge Examiners are adults who are not parents of current youth member and must be registered on Extranet by the Group Leader or District Leader/District Commissioner.

A Badge Examiner must have a Working With Children card.

Rostered Parents and Badge Examiners applying for a Working With Children card must be registered on Extranet in the office bearer category by the Group Leader before applying for the card. A copy of the card is to be sent to the Membership Support Team at Victoria Scout Centre.

Carers Of Youth Members

Youth members may require a carer due to personal circumstances (such as a disability support worker). Scouts Victoria very much welcomes carers to support youth, while at the same time ensuring we maintain our Duty of Care to all of our members.

There are many categories of carers including professional, community carers, family members. At a minimum, any carer must hold a Working with Children Check to meet our obligations under the Child Safe Standards and our Child Protection Policy.

Due to the various different circumstances of carers (for example, professional carers who may not be the same person each week at Scouts), Group Leaders/District Commissioners are asked to contact the Scouts Victoria Service Centre to discuss the requirements for the carer's specific circumstances.

STUDENT PLACEMENTS

Are you looking for more Leaders? Of course you are, because we are always seeking to recruit more Leaders.

We can help you. Try having a student on placement in your Scout Group.

Students undertaking university courses such as education, youth work, community services, and outdoor education, are often required to undertake five to 20 days of placement or fieldwork as part of their studies. There are also many other programs (such as leadership development and service learning) that require practical placement to provide specific experience opportunities for students. Many students may also wish to join Scouting as volunteers.

Scouts Victoria is working with Victorian universities to provide placement and volunteer opportunities within Scout Groups. The aim is to provide practical leadership and behaviour management skills and experience for pre-service teachers and other students (youth work, outdoor education, leadership programs, etc) to improve their professional skills and employment readiness, and introduce them to Scouting and the Scouting method of learning by doing. This may include Group Committee membership.

As a result, many of these students may continue as Leaders or committee members in Scouting in your Group or promote Scouting in the wider community and within the education and other sectors. The student gains the experience and placement outcomes, while we gain their input, youth, and assistance to run our programs, as well as the opportunity to recruit them as supporters of Scouting.

The Education Engagement Coordinator works with universities to recruit students for placements with Scouts Victoria. Based on the student's study requirements, preferences, availability and location, the Education Engagement Coordinator processes their application and facilitates the placement of the students with Scout Groups.

Scouts Victoria will manage the registration of the students as either office bearers, Adult Helpers or Trainee Leaders. This is determined by the duration of the placement.

ADMINISTRATION & MEMBERSHIP

All Scout Groups are encouraged to register interest in the Student Placements Program as part of an adult recruitment strategy. We look forward to working with you to recruit Assistant Leaders, Adult Helpers, and office bearers to grow Scouting in our community.

For further details, and to register interest, please contact: Matt Dunstan - Education Engagement Coordinator
8543 9845

education@scoutsvictoria.com.au

ADULT RECOGNITION AWARDS

Nominations are called for adults whose service since their last award shows evidence to meet the following six criteria:

- Carrying out the responsibilities of their Certificate of Adult Leadership or non-uniformed role to the highest standard
- Promotes teamwork and commitment among fellow adult members
- Provides leadership and engenders enthusiasm among other adults members
- Exhibits a vision for the future development of Scouting and takes initiatives to contribute to the development of youth and adults who are influenced by his/her role.
- Involved in activities beyond the level of responsibilities normally expected in the current appointment or management role held which contributes to the wider movement association.
- Has completed the mandatory Core Modules of 'Child Safe Scouting' and 'WHS for Scouting'.

APandR R13.5.4 Nominees for Leader awards of Silver Wattle and above are expected to be Wood Badge qualified.

For a non-uniformed member to be nominated they must have completed the 'Child Safe Scouting' and 'WHS for Scouting' e-learning modules. More information, guidelines and the online nomination form can be found www.scoutsvictoria.com.au/ara. Nominations close February 22 2019.

TRAINING AND DEVELOPMENT

Garry Breadon - State Commissioner, Training; sc.training@scoutsvictoria.com.au

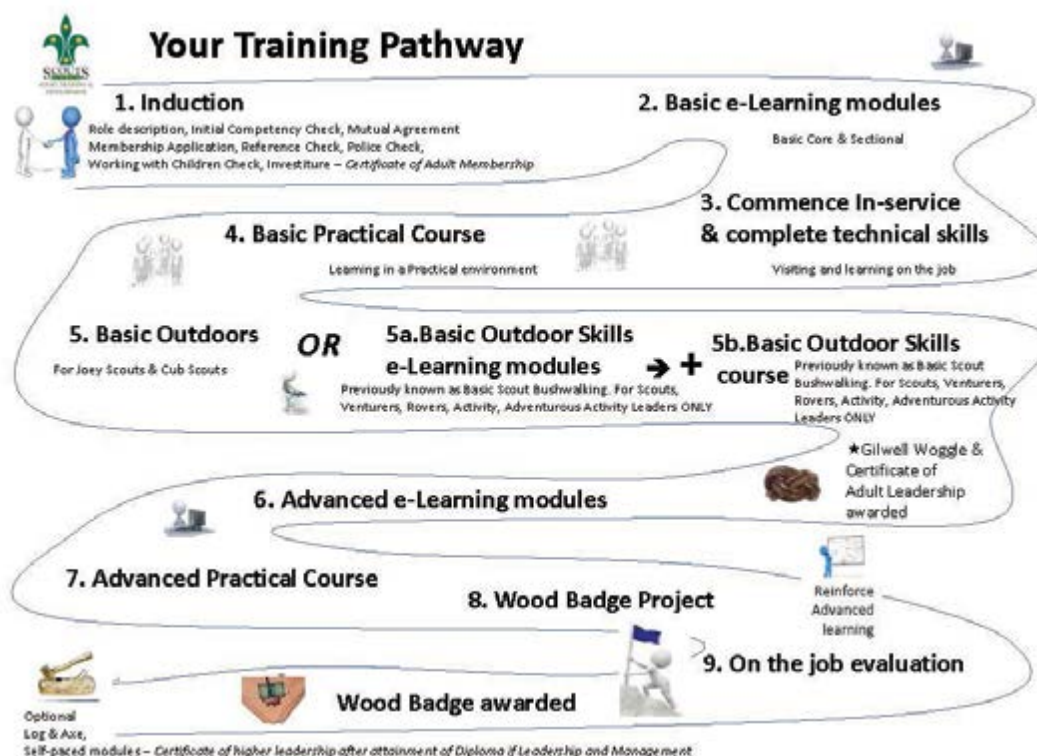
Rosemary Redgrave - State Commissioner, Vocational Education and Training; sc.vet@scoutsvictoria.com.au

Alistair Horne - Asst. State Commissioner, Training; asc.training@scoutsvictoria.com.au

Training of Adult Leaders Wood Badge Training Program

The Wood Badge Training Program consists of Basic and Advanced level training. As agreed in the Mutual Agreement, Basic Training will be completed within twelve months of entry into the movement. The Advanced Level should be completed within three years.

Below is your Training Pathway to becoming an adult Leader in Scouts Australia. More detail on your Sectional Program can be found on the Scouts Victoria Website.



ADMINISTRATION & MEMBERSHIP

Technical Skills training occurs back in your Groups and “on the job” and relies very heavily on District Leaders and Leaders in Charge. Technical Skills should be completed as you work through your Basic Common Core and Basic Sectional Techniques eLearning Modules. All new Leaders will be automatically enrolled into the eLearning system and will receive the log-on information as part of the welcome process once police cleared and accepted into the movement.

Following the completion of all your Basic eLearning and Technical Skills (entered online by District) you can now apply for your Basic Practical and Basic Outdoors residential courses.

Throughout this training period (12 months) you must also be completing the In-Service component of your training.

At the completion of your Basic Training you may commence your Advanced e-Learning Modules. Following a six month period of working in your role and upon completion of your advanced e-Learning modules, you may attend your Advanced Practical Course. Following this course a District evaluation will be carried out over four months by the District Commissioner or their delegate.

Activity Leader, Adventurous Activity Leaders, Guides And Instructors

- An Activity Leader is involved in non-adventurous activities such as radio, first aid and Gang Show.
- An Adventurous Activity Leader is involved in adventurous activities that are identified in National Policy and Rules.
- Activity/Adventurous Activity Leaders will follow a designated activity training pathway as detailed in their Training Plans.
- Adventurous Activity Guide is a Secondary Branch appointment completing any outstanding training as required.
- An Adventurous Activities Instructor is a secondary National appointment completing any outstanding training as required.

Eligibility To Undertake Training Courses

Course / Stage of training	Pre-requisites
Primary Role – Leader	
Basic eLearning Common Core and Sectional Techniques Modules	Note: Members of Group Support Committees will automatically be enrolled in eLearning
Technical Skills completion	Certificate of Adult Membership Completed in the Group workplace
In-Service completion	Certificate of Adult Membership Completed with Leader in Charge/Rover Crew/Group/workplace
Basic Practical course	Certificate of Adult Membership All Basic eLearning completed – Common Core and Sectional Techniques Technical Skills completed and recorded on Extranet by District
Leader of Youth Basic Outdoor Course	Basic eLearning and Basic Outdoor Skills eLearning and Basic Practical course
Leader of Youth Basic Outdoor Skills Course for Scout, Venturer Scout and Rover Leaders	Basic eLearning and Basic Outdoor Skills eLearning and Basic Practical course
Advanced Practical course	Certificate of Adult Leadership eLearning Modules for your role At least six months since awarding of Certificate of Adult Leadership
Specialist Activity courses	Certificate of Adult Membership Refer to any prerequisite training in the Adventurous Activities chapter
Provide First Aid	Certificate of Membership
Activities Advanced Practical course	Certificate of Adult Leadership Advanced eLearning Modules At least six months since awarding of Certificate of Adult Leadership ATD Training Introductory Course Provide first aid
Other	
Provide First Aid	Certificate of Membership
Youth Helpers course	Between 14.5 and 17.5 years of age Parental approval to attend
Train the Trainer	
ATD Training Introductory Course	Certificate of Adult leadership
ATD Training Basic Course	Certificate of Advanced Adult leadership (Wood Badge) ATD Training Introductory Course
ATD Training Advanced Course	By Invitation. Only for Training Team Members, ALT's and Instructors

ADMINISTRATION & MEMBERSHIP

Transferring Leaders From Another Section

1. Transfer of Appointment:

A Leader who applies to transfer appointment without a break in service must complete the appropriate In-Service training and Basic Sectional Techniques eLearning Modules, Basic Practical Course and relevant Basic Outdoors course for the new appointment.

2. Leaders transferring from Section Leader to Activity/Adventurous Activity Leader

A Section Leader who has completed Basic Training must complete the Specialised Activities and Activity/Adventurous Activities topics, the relevant In-Service training to achieve a Certificate of Adult Appointment as an Activity/Adventurous Activity Leader must also be completed. The ATD Training Introductory course must also be completed if not already done so and Provide First Aid must also be achieved. An Activity Advanced Practical course is then to be completed to gain the Certificate of Advanced Adult Leadership (Wood badge). Recognition of Proficiency is available.

Leaders Returning After a Break in Service

All Leaders returning following a break in service must complete the three eLearning modules: Basic Scout Safe, Child Safe Scouting, and WHS for Scouting.

1. On return to the movement with a break of not more than five years in Service:

Depending on the length of time that a former Leader has been out of the movement, the training to be undertaken should be agreed by the returning Leader and the District Commissioner with the assistance of the District Leader - Sectional and District Leader Adult Training Support.

It may be recommended that Basic training is undertaken.

2. On returning to the movement with a break of five years or more in service:

A former Leader, returning to the movement after a break of more than five years, is expected to undertake the Basic Practical supplement plus pre-requisites appropriate to his or her new appointment.

The District Commissioner, in conjunction with the DL – Sectional, should discuss with the returning Leader (whether returning to the former Section or not) the need for undertaking relevant parts of In-Service training and any new eLearning modules appropriate to the new appointment, and how much In-Service training should be undertaken

A Leader who has gained the Wood Badge is entitled to continue wearing it on return, but the provisions of the above paragraphs will still stand.

Training Leaders From Interstate/Overseas

As soon as the local District Commissioner becomes aware that a prospective new Leader has interstate or overseas service they should immediately make contact with the training office. This will facilitate the recognition of the existing training. This is important to ensure the new Leader does not repeat unnecessary training.

Personal Leader Adviser

It is envisaged that all new Leaders will work closely with a current Wood Badged Leader who will provide support, mentorship and advice thus acting as their Personal Leader Advisor.

TRAINING COURSES

National e-Learning

All Leaders participate in the National eLearning program. Follow the instructions you receive. Completion information for the eLearning modules will be automatically transferred to your records. Contact the training office with any queries.

It is a National requirement that ALL Leaders recomplete the Child Safe and WHS eLearning Modules every three years as a condition of continued membership.

How to Apply to Attend Training Courses

Consult your Group Leader who will need to approve application. The Group Leader will approve all training applications. For training at District/Region/State level, the team Leader will approve the application.

Online training can be found at www.scoutsvictoria.com.au > Age Sections and Adults > Training>Select the Training Registration link
Then search for the course you wish to attend and provide your details.

Once the online form is completed and submitted, the applicant will receive an email seeking confirmation of training application.

Remember to select the 'Click Here to Confirm' area for your application to be completed and accepted

The Group Leader will arrange payment of course fees. For training at District/Region/State level the Team Leader will approve payment.

ADMINISTRATION & MEMBERSHIP

All applications must be made taking into consideration the closing date. Closing dates are:

- a. For adult Leader courses, THREE WEEKS before the course commencement date.
- b. For other courses ONE week before the course commencement date.

Unless the course maximum numbers have been reached.

Please contact training@scoutsvictoria.com.au should that be the case.

Course Fee

An invoice is generated by the on-line enrolment process and is sent to the Group Leader and Group Treasurer.

Refunds

If an applicant is unable to attend a course for which an application has been made, the following refunds will be made:

- up to two weeks before course - FULL REFUND OF FEE PAYABLE
- up to one week before course - HALF REFUND OF FEE PAYABLE
- less than one week before course - NO REFUND

To apply for a refund, the Group Leader must contact in writing the State Commissioner Adult Training and Development stating the reasons for non-attendance and seeking a refund.

Cost of Training, Rebates and Subsidies

Face-to-face training charges are considerably less than the actual cost of providing courses, and the Scout Foundation generously subsidises the cost of training in Victoria.

A rebate system has been established to provide Groups with a rebate for the cost of Advanced Training. Providing a Leader completes their Advanced Training (this includes their successful project completion and successful District evaluation) within 12 months, their Group Leader may make an application to the training office for a refund.

A subsidy for the cost of fuel and in cases where the participant must provide their own food, has been put in place (again supported by the Scout Foundation) for Basic and Advanced Training. Fuel subsidies are not available for supplementary courses.

Trainee Leaders wishing to apply for a travel subsidy must complete the appropriate form, (which is part of the pre-course joining pack) and return the completed form to the Course Leader at the end of the course.

Training Calendar

When there is just one date listed, this generally indicates a full day course.

Starting times for courses will be confirmed in the letter you will receive approximately two weeks prior to the course starting date. If you have any queries, contact Scouts Victoria's training team on 03 8543 9800. Should changes to this calendar be made they will be published on the training pages of the Scouts Victorian's website.

Post Wood Badge Training

A wide range of elective courses and eLearning modules, designed to supplement the general training received through the Wood Badge scheme, are offered. These courses/modules provide knowledge relating to a specific appointment in the movement, or give added insight into technical subjects and to enable a Leader to stimulate the interest of young people effectively. On completion of Advanced Training one unit must be completed yearly. Courses are listed in this Info Book, in either the training calendar or throughout other activity Sections of the book and eLearning electives are available at www.training.scouts.com.au

Training Team Membership

Volunteering to assist on training courses is a way that you can provide on-going support to Leaders within the Association. If you are interested in helping, contact the training office.

To be considered for membership of the National Training Team you need to meet these specific requirements:

- Wood Badged Leader
- Assisted as a tutor and presenter on a number of courses (5-6) relevant to appointment
- Completed additional training as directed
- Hold a current Leadership role
- Hold an appointment within Scouting related to the training you are delivering
- Recommended by members of the Section Training Teams you have assisted.

Recognition of Proficiency

Recognition of is available upon application. Leadership in Scouting is a unique experience and the training undertaken is unique to the Scouting movement. No other organisations provide the exclusive knowledge and information required of a Scout Leader.

If you believe you may have a case for recognising some prior training and/or skills you have please contact the training office at Scouts Victoria for further information.

ADMINISTRATION & MEMBERSHIP

Scouts Australia Institute of Training

Scouts Australia Institute of Training (SAIT) has been a Registered Training Organisation since 1996 and since then has delivered a number of registered training courses. A National Training Team comprises authorised Trainers and Assessors. These are led by the National Commissioner for Adult Training and Development through the respective State Commissioners for Adult Training and Development. The Trainers and Assessors have many years Scouting experience and they conform to industry standards.

Course Information

The following qualifications are offered by Scouts Australia Institute of Training. Units of Competency that form individual qualifications can be found by contacting training@scoutsvictoria.com.au

ACCREDITED MANAGEMENT PROGRAM

BSB51915 Diploma of Leadership and Management
BSB42015 Certificate IV in Leadership and Management

COURSE OVERVIEW – BSB15

BSB30115 Certificate III in Business
BSB20115 Certificate II in Business

ACCREDITED OUTDOOR RECREATION PROGRAM

SIS40313 Certificate IV in Outdoor Recreation
SIS30413 Certificate III in Outdoor Recreation

COURSE OVERVIEW – SIS13

SIS20213 Certificate II in Outdoor Recreation

Relationship To Scout Training

Within the Scout program, the activities undertaken as part of the Basic and Advanced Training are mapped against the competencies from the above qualification. By completing your training and submitting Portfolios of Evidence via an RPL candidate toolkit for assessment you may receive a Certificate III in Business at Basic level, and a Certificate IV in Leadership and Management at Advanced level.

Process

Scouts Australia Institute of Training is registered to assess candidates in the qualifications specified within its scope. To achieve this you need to:

- Register to complete a Qualification or a Unit of Competency with Scouts Victoria training team training@scoutsvictoria.com.au
- Receive a SAIT candidate information guide
- Agree to the Terms of Enrolment
- Complete a Consent form
- Provide SAIT with a Unique Student Identifier Number (USI) from the USI registry System www.usi.gov.au (this is now a compulsory VET requirement)
- Complete an RPL Candidate Toolkit (supplied by Scouts Victoria training team)

Assessment

Assessment is usually based on the provision of a Portfolio of Evidence (see note below) RPL.

Portfolio of evidence may comprise either or both of:

- Scout Portfolio (endorsed by a Scouts Australia appointed assessor)
- Third party evidence

Regardless of the source, the 'Principles of Assessment' and the 'Rules of Evidence' as defined in the Standards for Registered Training Organisations will be applied throughout the process

Visit www.training.scouts.com.au/about-sait for further information

FIRST AID

State Leader First Aid - Paull Ziegeler, first.aid@scoutsvictoria.com.au

The purpose of the Victorian Scout First Aid Service (VSFAS):

1. Is to provide first aid training to all eligible youth and adult members,
2. To provide first aid services at Scout functions when requested, and
3. To keep the Chief Commissioner informed of current First Aid Policy and Practice.

First Aid Training

Participant numbers: Minimum of six and a maximum of 24 participants per course. Bookings close Two WEEKS prior to the advertised commencement date.

If you do not already have a Unique Student Identifier number, you must log on to www.usi.gov.au and complete an application. This number will be required for enrolment on day one of the course. If a USI number is not provide a Certificate cannot be issued by the RTO.

Course fees are kept at a minimum to assist members with cheaper fees but please make sure all fees are paid prior to attending training or a Certificate will not be issued until the payment is made.

ADMINISTRATION & MEMBERSHIP

Scout Basic Emergency: Non-accredited first aid training for youth members. A one day course which meets the First Aid requirements of the current Scout Award scheme up to Green Cord Level. All Scout Section participants must be accompanied by a Leader (If numbers exceed four Scouts from your Troop). Cost: \$20 (Includes first aid manual, badge and VSFAS certificate).

Provide C.P.R. (Update) HLTAID001: The Australian Resuscitation Council states, “Techniques of Expired Air Resuscitation and External Cardiac Compression are manual skills which require repeated practice on approved training manikins. Annual revision courses are necessary to retain and demonstrate proficiency in Cardio Pulmonary Resuscitation.”

Cost: \$20. Applicants attend first morning session of the Provide First Aid Course.

Provide First Aid: HLTAID003 (includes HLTAID001 Provide CPR and HLTAID002 Provide Basic First Aid): This is a two-day course (or on application to the VSFAS a one day ‘Blended’ course where the theory component of the course is completed by the student prior to attending on the Practical day). The course is fully accredited and offered to all members aged 14 years and over. This course results in qualifications that are recognised nationally, both within Scouting as well as in the workplace. Certificates are issued by the APL Group Pty. Ltd. Trading as, Australian First Aid – RTO: 3856. Course Cost: \$80 (Includes First Aid Manual, Course paperwork, Certificate and First Aid Badge).

Provide First Aid Update: From 2017 the HLTAID units can be delivered as refresher courses to any participant who holds a current HLTAID statement of attainment. This means students will not need to complete the pre-course knowledge (online/workbook) if they are doing a blended delivery refresher course. They will however need to complete the end knowledge test and student activity booklets.

For students to be eligible to enrol in a refresher HLTAID course, they must present to the trainer an original or certified copy of their current statement of attainment. An uncertified copy is not acceptable. A scan/copy of the statement presented will need to be submitted along with the usual evidence.

Provide Remote First Aid: A Provide Remote First Aid Course will be held on the last weekend in October or later in November each year. There are no course prerequisites. Members qualify in HLTAID005 Provide first aid in a remote location. Location and prices to be advised.

VSFAS Supplementary Courses: Asthma and/or Anaphylactic Shock Management. Dates and times will be advertised, dependent on level of interest. Enquiries by email: training.firstaid@scoutsvictoria.com.au

Accreditation and Mutual Recognition of Existing Current Qualification: If you have completed a recognised course with an outside provider, forward a copy of the First Aid Certificate issued by the nationally recognised training organisation by email to training@scoutsvictoria.com.au for your training record to be updated.

First Aid Services

Trained first aiders and equipment can be provided for larger Scouting functions upon reasonable notice being given (at least 60 days beforehand). A modest donation will be expected to cover services and equipment. Please contact our duties officer via email: vsfas.duties@gmail.com

First Aid Badge

The badge, white cross on green background, is the only officially recognised Scouting First Aid badge that may be worn on the Scout uniform. Qualified First Aiders may wear the badge for a period of three years from the date on the most recently issued First Aid certification of attainment. It is issued automatically with the relevant certificate upon satisfactory completion of an appropriate course conducted by VSFAS and can also be obtained from the training office.

FUNDRAISING AND GRANTS

Scout Groups fundraise for themselves and others – it’s integral to the ethos of Scouting. This might mean fundraising for a charitable cause or your own hall maintenance and upgrades, or for subsidising membership fees and event attendance or new quality camping gear – the list goes on.

Scouts Victoria has devised the following fact sheets which are available of the website: www.scoutsvictoria.com.au/age-sections-adults/member-resources/fundraising/

Please also find below some activities which are organised and administered by the Fundraising Team at Scouts Victoria and are offered state-wide, to all Groups. There are also local level ideas for Groups. The Branch Executive Committee (BEC) also has a Funding Subcommittee to explore these and other ‘Finance that Supports’ initiatives. For any enquiries in relation to fundraising email: fundraising@scoutsvictoria.com.au or grants.manager@scoutsvictoria.com.au

Fact Sheet – Fundraising

This fact sheet outlines some of the options available to Scout Groups to raise funds via state coordinated activities plus other local level ideas for Groups to run with.

It also outlines important aspects of fundraising by way of formal registrations and legalities and important considerations when seeking sponsorship with businesses.

ADMINISTRATION & MEMBERSHIP

Fact Sheet – Grants For Groups

Grants are an extremely valuable source of funding for Scout Groups.

This fact sheet outlines the opportunities that exist, the legalities and information that applies plus the processes involved – from the grant application to final acquittal for successful funding.

Snapshot Of Fundraising Ideas And Activities For Groups And Formations:

- Scout Monster Raffle*
- Scout Month at Ritchies IGA stores across the state*
- Grants for Groups*
- Christmas Tree sales
- Local sponsorship from local business
- Bunnings BBQs

*Overseen by Scouts Victoria

Some Important Legal Things

- Scouts Victoria is the legal entity and registered not-for-profit organisation through the Australian Charities and Not-for-profits Commission with tax Deductible Gift Recipient status (DGR) attached to our ABN, not individual Scout Groups.
- For grant funding and other donations, often a tax deductible tax invoice will be required and only Scouts Victoria can issue this, not individual Scout Groups. Funding Agreements and contracts are also only to be signed by the legal entity, Scouts Victoria.
- Scouts Victoria does not require a Consumer Affairs Victoria fundraising registration under the Fundraising Act (VIC) 1998 based on our major activity being a raffle which is exempt.

MARKETING AND COMMUNICATIONS

Scouting needs to be highly visible across Victoria so people can see the positive impact that Scouting has in our local communities. It is also a great way to welcome new members – both youth members and adult volunteer Leaders. And it helps get supporters on-board.

The Scouts Victoria Marketing team is here to help, so that every Group and District can be pro-active in sharing their own good news.

There is a suite of Marketing Fact Sheets available on the website: www.scoutsvictoria.com.au/marketing/

Resources Available To Support Local Marketing

- Posters (see our Fact Sheet on Promotional Materials)
- Brochures (see our Fact Sheet on Promotional Materials)
- Artwork - for auction boards, flyers for local events (see our Fact Sheet on Branding and Design Assets)

Scouts Victoria Communications

The Marketing Team also manages a range of communications within Scouting, and to the wider community.

- Scouts Victoria website: www.scoutsvictoria.com.au
- Scouts Victoria has an active social media presence, on Facebook, Twitter, Instagram, LinkedIn and
 - > Facebook: www.facebook.com/scoutsvictoria
 - > Twitter: www.twitter.com/ScoutsVic
 - > Instagram: www.instagram.com/scoutsvictoria/
 - > YouTube: www.youtube.com/ScoutsVic
- Be Informed - our weekly e-news to all adults in Scouting (including Rovers)
- Australian Scout magazine - bi-monthly, since 1926 For any enquiries contact marketing@scoutsvictoria.com.au

ADMINISTRATION & MEMBERSHIP

Fact Sheets

These fact sheets, available on the website, will help your Group or District share your story:

Subject	Details
Local marketing ideas	Ideas to raise your local profile, including: <ul style="list-style-type: none"> • connecting with local schools, getting involved in community events and festivals. • developing relationships with businesses and media outlets eg your local newspaper. • keeping in touch with your local government and state and federal MPs
Branding and Design Assets	Using the correct branding and design assets is essential so that we represent ourselves as a unified and contemporary organisation. This fact sheet outlines the branding and design assets available to members of Scouts Victoria including logos, style manuals and templates plus instructions for organising signage and requests for customised design work.
Promotional Materials	Frequently, Scout Groups/Formations are keen to acquire promotional materials for community events and the like. This fact sheet covers what promotional material and display signage is currently available, including types, quantities, pricing (if applicable) and processes for ordering and collecting/distributing items.
Member Communication Channels	Often members of Scouts Victoria need to reach other members of Scouts Victoria to share information about an upcoming event, a training activity and so on. This fact sheet provides information on the marketing and communications channels available to members of Scouts Victoria including Be Informed (weekly enews), Australian Scout (magazine) and Scouts Victoria Facebook page.
Online/Digital Guide	The online space has never been more relevant for Scout Groups, for promotion and communication. It's cost effective and efficient, and the technology is usually quite user-friendly. This fact sheet outlines out recommendations on the best online options for Groups and other formations in terms of websites (including domain names), social media and online document sharing.
Advertising opportunities for external organisations	It's no surprise that organisations are interested in promoting their products/services to the members of Scouts Victoria. We have limited advertising opportunities available via Be Informed and Australian Scout (magazine) as detailed in this fact sheet prepared for those external organisations interested in advertising with us. Advertising is also restricted to organisations and offerings that are aligned with the ethos of Scouting.

Talking To The Media

Usually the Chief Commissioner speaks for all of us on policy and other matters that affect us all.

If you're dealing with local media and would like assistance, please email the marketing team at marketing@scoutsvictoria.com.au. They can also help with writing media releases.

If the matter concerns Scouts Victoria (and not just your Group or District) or it's urgent and you need a hand, please call our Media line: 03 8543 9898.

Photographs of Scouting Members

Before publishing or uploading photos, or sending them to Scouts Victoria for our communications channels (including Be Informed e-news, Facebook, our website and Australian Scout magazine), please check that all people in the photograph can have their photo published. A small number of youth members can't have their photos published for legal reasons. If in doubt ask the Group Leader.

Do not publish photos where the full name of the youth member or their location is clearly shown on their uniform. Please make sure the photograph will be appropriate whenever and wherever it is used and is in line with our values.

Australian Scout Magazine

Australian Scout magazine has been published since 1926, although earlier versions go back to 1910.

It is published by Scouts Victoria for Victorian families and adults in Scouting, plus subscribers throughout Australia.

Schedule

The magazine is currently published six times a year.

Print and online

Each edition of the magazine has a circulation of nearly 18,000 copies. In addition, the magazine is available online.

Apple iTunes app store: download the 'Australian Scout' app to view the magazine on the iPad and iPhone.

Google Play version: download the 'Australian Scout' app to view the magazine on Android tablets and phones

Contributions

Content is contributed by Leaders and Youth Members, co-ordinated by the Australian Scout Committee. Articles and captioned photographs should be sent as soon as possible after an event (or well in advance for future activities) to editor@australianscout.com.au or posted (preferably on disc or USB) to Australian Scout, 152 Forster Road, MOUNT WAVERLEY, VIC, 3149.

ADMINISTRATION & MEMBERSHIP

If emailing photographs, please send as separate JPG files or in other image formats. Images may also be shared by uploading them to a cloud-based service such as Dropbox or Hightail. Please also provide the names of all people in the photographs (from l-r) and of the photographer. Please don't send photos in Word documents.

Deadlines for Australian Scout

The magazine is always in production, always on deadline. So send your contribution as soon as possible for use in the next available issue. Regular contributors have a set of special deadlines for their material.

Subscriptions

Victorian families and adults in Scouting receive the magazine as part of their membership fee. For others within Australia, the annual subscription rate is \$50 for one year (6 issues) or \$90 for two years. The overseas subscription rate is \$60 per year.

Editor - Australian Scout, 152 Forster Road, Mount Waverley, Victoria 3149 editor@australianscout.com.au

STATE QUARTERMASTER - QM

State Quartermaster - Trevor Howlett qm@scoutsvictoria.com.au

Our home is at the State Q-Store, 173-175 Ordish Rd, Dandenong South 03 9768 2609. Normal hours: Tuesday 10-3 and 7-9.30 and Saturdays 10-3, other times by negotiation.

The State QM team can help you with your resourcing needs – equipment, merchandise and personnel. A team of Scout volunteers is waiting to help you conduct your Section/District/Region/State program and trying to keep your costs down. We will use our contacts that we have developed over the years of holding major events around the State to get you the best price we can, as well as we will gather the resources from all over the State to help you run your camps, hikes and other activities. Your suggestions of what we should have available are always welcome.

Resources - Peter Bates and Grant Dawson

Camping and event equipment is available for loan/hire for Scout and other events. As a notion of what we have in stock, items available include marquees of various sizes, more than 1000 plastic chairs, more than 150 plastic trestle tables, 500 sq. metres of flooring, hot water services, trailers of various sizes, misting fans, sleeping bags, festoon lighting, BBQs, BBQ trailer, two man touring tents, fridges, freezer, trek carts, large catering pots, sets of 50 person crockery and cutlery, bain-maries, star pickets, pop-up marquees, backpacks, over pants and lots more, including the kitchen sinks. We can also do SwapandGo 8.5kg gas bottles for \$15 (assuming your bottle is within date!).

Merchandising - Belinda Dowel

QM – Merchandising Team is able to provide you (and your Section, Group, District, Region, State, National) with items to promote events and celebrate significant milestones. In addition to these items we are able to supply a full range of banners, flags, pins etc. to meet your needs as well as your ongoing stock of badges, tapes and scarves (except normal Scouting award/proficiency badges). To find out more (or organise a quote) email merchandise@scoutsvictoria.com.au or visit www.shop.scoutevents.com.au

Events - Police Liaison - Rod Johns

A liaison and consultancy role for Police who have enquiries with the movement and for Scout members who require advice, contact and help in regard to police and general security matters. Advice has been provided on theft and fraud in Groups, risk management; protecting behaviour by Leaders – Code of Conduct etc; allegations of sexual and general assault; and reporting of crime to appropriate local police.

Police Scouters Victoria

A group of currently serving and retired Police members, or those with specific skills who are also involved in the Scout Movement, provide a service to Scouts to help promote and further strengthen the relationship between Police Scouters and persons of all ages involved in Scouting. Police Scouters Victoria provide a low level Police presence at larger scale Scout events and can offer advice to Scouts Australia on matters pertaining to the security, traffic management and good order of Scout activities. Police Scouters have a full calendar of events to attend, so any requests for attendance need several months advance notice.

Secretary: Sgt. Stefan Rea: policescouters@scoutsvictoria.com.au.

S.T.A.G.E.

Dale Krumins, the Scout Technical Activity Group Entertainment (STAGE) is run by industry professionals who are also current Leaders, to manage the technical aspects of entertainment at Scout events. STAGE aims to manage theatrical, audio visual and other requirements for events run by the Scout movement; make use of the vast resources available through the Scout shows; provide training in all aspects of the entertainment industry; assist Scout shows with crew and equipment if needed; and establish relationships with suppliers known to Scouting.

Contact: stage@scoutsvictoria.com.au

Medical Scouters

Prof. John Hutson, SBL Major Events, Medical Scouters. Members from any branch of the medical profession are invited to contact John in an aim to create a team who may be able to help at Scout events.

Contact: qm@scoutsvictoria.com.au

ADMINISTRATION & MEMBERSHIP

FRIENDS OF SCOUTING

Here is a great way to connect and keep in touch with all things Scouting, even if you haven't been a Scout.

Friends of Scouting Victoria (FOS Vic) is open to adults with an interest in Scouting including past and current members, parents and supporters. The main benefit is an online community that keeps you up to date with old friends and current Scouting Activities.

Log in to the website today where you will:

- Have full access to the FOS Vic website including member-only areas
- Be able to connect with Scouting friends
- Be kept up-to-date on specific upcoming events and register for them online
- Receive every edition of our electronic 'Fossick News' (you can also view previous editions on the FOS Vic website)
- Post and share your photos and announcements with the FOS Vic community
- And even more member benefits to come!
- You can also buy Life Membership which has extra privileges. Not only will you be financially helping Scouting, but you'll also be listed on an honour roll and you'll receive the ongoing issues of the Australian Scout magazine.

Visits www.fosvic.org.au or contact admin@fosvic.org.au

AUSTRALIAN SCOUT FELLOWSHIP (ASF)

The Australian Scout Fellowship (ASF) allows former Rovers and adult Leaders to maintain their connection with Scouting and continue to be actively involved as time permits.

ASF branches include those supporting local Districts, managing our campsites, and supporting local Scout performing arts.

For some members this means regular activity - weekly working bees at campsites, or monthly District events, or the annual Scout productions across the State.

For others, it is a more casual opportunity to keep in touch with Scouting in Victoria, to maintain social contact with other former and current Leaders and Rovers, and to participate occasionally in Scout events as a recognised member of Scouts Victoria.

Retiring Leaders may apply for ASF membership by submission of an A2 with the approval of the appropriate Commissioner. Booted Rovers need to contact Membership Support for further information concerning ASF membership.

ASF members must be willing to re-affirm the Scout Promise, submit to a National Police Check, and hold a current Working with Children Check.

Members are entitled to wear their uniform at official events. The ASF uniform is the Scout shirt or ASF Pacific Blue Polo Shirt, ASF scarf and name bar. Members receive each Australian Scout magazine, the Info Book and the Scouts Victoria weekly email Be Informed to keep updated on recent events, forthcoming activities and initiatives.

ASF members may align with their local District division, or one of the many "non District" divisions. ASF membership automatically provides membership of the Scout Association. ASF members remain fully protected up to age 85 by the Association's extensive range of insurance policies. Insurance is not available for members aged more than 85 years of age.

Central Committee Calendar

February 14 – Meeting 1st Essendon 10.30 am

March 1-4 – Clean Up Australia, Planning Day 2 March 4 pm

April 6 – Treetops Working Bee

April 12-15 – Caringal Social and Service, Meeting 13 April 4 pm

May 24-26 – Social and Service, Meeting 25 May 4.30 pm

July 14 – Geelong 10 am

August 23-25 – Eumeralla Social and Service, Meeting 24 August 4 pm

August 24 – Treetops Working Bee

September 21 – ASF State Conference Clifford Park TBC

October 13 – Annual Meeting 1st Essendon 11 am October 26 – Clifford Park Social and Service 9 am TBC

November 14 – Meeting 1st Essendon 10.30 am

November 24 – Ringwood RSL End of Year function 12 noon

General Enquiries: fellowship@scoutsvictoria.com.au - directed to:

Chairman: Bob Goff Secretary: Joan Fox OAM

ASF Communications- Daniel Makowski vic.asf.newsletter@gmail.com

Gilwell Park – ASF Heritage

The Gilwell Park Heritage team has been formed to provide support to the management of Gilwell Park. The team offers advice, expertise and effort (labour) for the conservation and repair of the heritage assets contained on site. Construction of the heritage trails are underway, detailing The Story of Gilwell. All members both uniform and lay, past and present are welcome to join in each Wednesday at Gilwell. A Fellowship division has been formed to allow for registration.

ADMINISTRATION & MEMBERSHIP

VICTORIAN SCOUT FOUNDATION

Support tomorrow's leaders today.

Established in 1985, the Victorian Scout Foundation raises funds to support the work and long term goals of Scouts Victoria.

Income from youth member fees alone cannot provide the financial basis for development, and so Scouts Victoria relies on the work of the Foundation to support its aims and help bring our long-term goals to fruition. Its purpose is to raise money to assist with the development of new and existing Scout Groups, the training of Scout Leaders and much more.

The Victorian Scout Foundation is a capital fund, preserving donations in perpetuity, only distributing earnings to support the work of Scouts Victoria. Therefore membership to the Foundation can make a permanent contribution to the future of Victoria's youth.

Foundation Membership Levels

The Foundation offers various giving levels for membership as follows: Associate \$600

Member \$2,000 Fellow \$10,000 Governor \$25,000+ Payment pledges

Donations can be made through a five-year pledge.

For example, a member could become a Fellow by committing \$10,000 over five years in five payments of \$2,000 per annum.

Bequests

Over the years, Scouts Victoria has been the grateful recipient of many unexpected bequests. Bequests are the most effective way of providing benefits for future generations of Victorian Scouts. Bequests may be a share of an estate, cash, and items of personal property or real estate.

We would like to be able to acknowledge and thank the people who confirm a bequest in their lifetime and give them the recognition they deserve. For this reason if you are considering making a bequest to Scouts Victoria, and would like to have a confidential discussion about your intentions or simply find out more information, please contact the Foundation as follows:

Dion Ellis, Foundation Director vsfdirector@scoutsvictoria.com.au

Governance

The Foundation is governed by a board of trustees, composed of the President, Senior Vice-President, and ex officio members. The board meets quarterly and holds its annual general meeting in October.

The board's charter is to ensure appropriate and accountable management of funds held by the Victorian Scout Foundation, and to ensure that all matters of governance are adhered to. The Foundation also assumes responsibility for the distribution of monies which are raised by the Foundation, or which are given to it as a body.

Contact: foundation@scoutsvictoria.com.au

SPECIAL INTEREST GROUPS

Gilwell Reunion

The Gilwell Reunion Committee aims to promote fellowship, friendship and support for Leaders who have undertaken Advanced (Wood Badge) Training in order to assist them to become more effective Leaders of youth; and to assist in the continual upgrade of the training facilities at Gilwell Park by suggesting improvements and fundraising to provide funds to enable such improvements and maintenance to occur.

2019 Gilwell Reunion - This is open to all Wood Badge holders and is held on the Australia Day weekend. The weekend combines service to Gilwell Park along with a lot of fun - where Leaders and ex-Leaders get to do silly things without having to worry about the kids laughing at us. If you haven't been before, why not find a couple of your Wood Badge course buddies with whom you promised to keep in touch and come along. You can attend for the whole weekend or just attend for a day.

Contact: the Secretary, Victorian Gilwell Reunion Committee, Victoria Scout Centre, 152 Forster Road Mt Waverley 3149. Keep an eye on Be Informed for further information.

Baden-Powell Lodge - Freemasons Victoria - Our Principles Make a Difference

Started in 1930, the BP Lodge is a Masonic Lodge within Freemasonry, founded on similar basic principles as Scouting. Membership is open to all men, meeting monthly from February to November on the fourth Monday, 7.30 pm at the Waverley Masonic Centre. The Baden-Powell Annual Founder's Night meeting on the fourth Monday each February incorporates the Annual Rover Service Award Presentation, to encourage and recognise the valuable service given to the community and Scouting by all Victorian Rover Crews.

Contact: secretary@badenpowelllodge.com

Baden-Powell Scout Guild

A fellowship of former Scouts, Guides and other interested people (26+) who are keen to continue the principles of Scouting and Guiding - to keep alive the spirit of the Scout and Guide Promise and Law, to take that spirit into the community and to continue support for Scouting and Guiding. Each State participates in fun activities and undertakes service, along with enjoying regular meetings.

Contact: guildmaster@bpsgv.org.au or visit: www.bpsgv.org.au



ADMINISTRATION & MEMBERSHIP

Australian Badge Club

The Club is open to all members of the Scout and Guide Associations, to assist members to accumulate, assemble and provide facts relating to the history of badges, new, existing and extinct, from all over the world. Members are encouraged to swap badges by correspondence, thus encouraging friendship around the world. Meetings: third Sunday of alternate months at 152 Forster Road, Mt Waverley. The Club will mount a display, when requested, at Scout and Guide activities.

Contact: Secretary Ann Taylor, P.O. Box 276, Bayswater 3153.



FINANCES AND INSURANCE

Certificate of Incorporation

The Scout Association of Australia, Victorian Branch is a body incorporated by Royal Charter 1912 and by an Act of Victorian Parliament being The Boy Scouts Association Act No. 4092 of 1932 as amended by the Scout Association Act No. 9878 of 1983. The Act is in essence our Certificate of Incorporation. A letter explaining this is available for download on our website under Age Sections and Adults > Member Resources > Forms and Tools > Legal Forms. The umbrella of the body corporate extends to cover all Scout Regions, Districts, Groups, and other Formations and their operation committees.

Bank Accounts

All bank accounts, must be in the name of:

The Scout Association of Australia, Victorian Branch, (name of Group eg. 1st Stony Creek Scout Group)

Vehicle Registrations

For vehicles (including buses, tractors, etc.) and trailers, please see the trailers, vehicles, buses and vessels section or follow the instructions on the website under Age Sections and Adults > Member Resources > Forms and Tools > Vehicles Trailers, Buses and Other.

Bendigo Bank

Opening a Bendigo Community Choice Partners Account at your local Bendigo Community Bank (use Agency Code 7003) and developing a relationship with the bank manager will put you in touch with one of the fastest growing philanthropic movements in the Australian community. Last year the Community Banks gave away over \$30 million to local organisations. If you are an existing Bendigo Bank customer and you don't have the above account please contact your Branch and have them close/transfer the balance of your operating accounts into a Not for Profit Everyday Account. This account has improved benefits and interest rates.

Insurance

This section is designed to provide Scout members with a broad overview of the Scout insurance program and does not represent an insurance policy, guarantee and cannot be relied upon as such. For specific details regarding the scope and extent of cover for the Scout insurance program, please contact the Scout broker, Willis Australia Ltd (Willis Towers Watson).

The Scout Association's Insurance Broker: Willis Towers Watson, GPO Box 956 Melbourne 3001

Claims enquiries: should be directed to Willis Towers Watson Scout Claims on 1300 854 544, Fax 02 8009 0861

General enquiries: should be directed to the Manager - Scout Insurance Program: 03 8681 9800 or 1800 335 014

Making a claim under the Scout insurance program:

Claims made under the Scout Insurance Program are managed by Willis Towers Watson Claims which assists Scout members liaise with the insurers of the policies to coordinate the exchange of information, advocate the position of Scouts and seek to expedite claims settlements.

Please call Willis Towers Watson Scout Claims (1300 854 544) as soon as an incident has occurred or is discovered. Willis Towers Watson will provide you with the information required to get the matter resolved as quickly as possible.

Willis Towers Watson Claims Contact Details

MONDAY - FRIDAY 8.30am.- 5pm

Phone Willis Towers Watson Scout Claims on 1300 854 544.

Willis Towers Watson will instruct authorised trades people/vendors to secure, repair or replace property as required.

After Hours Emergency Contact

Listen to the prompts on the Willis Towers Watson number to connect with Crawford and Company (Loss Adjusters) 1300 135 790. They will initiate the same processes as apply in business hours

Confirmation of Insurance: (Certificate of Placement)

Scouts may be requested to confirm the existence of Public Liability, Property and Personal Accident insurance policies held by Scouts. If an external organisation requires Scouts to sign an event/activity application form then the form must be forwarded to Scouts Victoria for review prior to signing. This does not apply for applications that involve State or Federal organisations such as Parks Victoria or local councils.

Confirmations are not necessary for Bunning's sausage sizzles as Scouts are registered in the "Bunning's Public Drive". Advise your Bunning's contact of this and they will be able to verify the currency of Scout Public Liability Insurance policy.

ADMINISTRATION & MEMBERSHIP

You can download a copy of the following common certificate requests from our website at Age Sections and Adults > Member Resources > Forms and Tools > Insurance Certificates and Other Information

Common Certificates of Placement: You can download a copy of the following common certificate requests for the following common events (Sausage sizzles, raffle tickets, Christmas tree sales, rope bridge and Bunnings BBQ) from our website at Age Sections and Adults>Member Resources>Forms and Tools>Insurance Certificates and Other Information

For activities or events that fall outside these common activities you can request a confirmation certificate by providing details of the activity or event as per the table below and email the request to: confirmationofinsurance@scoutsvictoria.com.au

You will be required to provide a copy of your Risk Management Plan in support of the event as per the requirements for managing Scouting events in accordance with ScoutSafe policies.

- Scout Group
- Contact Person and Phone
- Name of the event
- Date and location of event
- Summary of activities being undertaken
- Any Interested Party that needs to be noted
- Scouts Hosting Community Events and Markets

Where Scouts are hosting or coordinating large scale events that involve attendance by members of the public care must be taken to ensure the safety and interests of Scouts, Scout members and the attending public. Scout Groups wishing to host or coordinate a large scale community event are required to follow ScoutSafe policies governing the process for planning and approval of Scout approved activities which includes completion of the Scout Risk Management Form prior to the event being conducted. The risk register template can be downloaded from our website at Member Resources>Forms and Tools>Insurance Certificates and Other Information

Any requests for Certificates of Placement for community events will need to have been approved in accordance with ScoutSafe policies and accompanied by the Risk Register.

New or unusual Scout events or activities:

Willis Towers Watson must be advised of any unusual or new Scouting activity planned well in advance of the event date to ensure that there is adequate insurance cover available. If the event planned is not within the scope of events normally covered by the insurers, then Willis Towers Watson may advise that an additional premium is required to be paid or in some situations that the event presents an unacceptable risk and cannot be insured.

To request a confirmation certificate provide details of the activity or event as per the table above and email the request to: confirmationofinsurance@scoutsvictoria.com.au

Extract of Insurance Policies Held By Scout Association Of Australia (VIC. BRANCH)

Further details regarding the insurance policies listed below can be accessed from our website at Member Resources>Forms and Tools>Insurance Certificates and Other Information

Policy	Risk Covered	Comments
Industrial Special Risk Insurance (ISR) Property and Contents	Property and Contents of Scout locations as declared through Extranet	Automatically includes Burglary cover up to \$50,000 Excess for Malicious Damage claims of \$200
Personal Accident Insurance	Assists Scout members with medical costs sustained whilst undertaking Scout Approved Activities	Medicare items and 'Medicare gap' is unable to be covered Age limit of 85
Public Liability Insurance	See below	
Trailers, Motor Vehicles and Boats	Trailers, Motor Vehicles and Boats owned and registered to Scouts as per declared through Extranet	Excess \$500 Trailers/\$500 Motor Vehicles
Hall Hire	Limited to Scouts 'Property Owners' liability and does not extend to the hirers of the hall who need to make their own arrangements	Hall Hire application form details the obligations of hall hirers in respect to their liability obligations.
Transit Insurance	Covers Scout owned equipment in transit and temporarily removed from its permanent location	Excess of \$200 Does not cover equipment not owned by Scouts
Travel Insurance – State initiated travel as Scouts National coordinate Australian contingents (Jamborees/Moots)	Groups intending overseas travel are required to have travel insurance as per Branch guidelines	Not automatically included for members Contact Willis Towers Watson to discuss obtaining travel insurance

ADMINISTRATION & MEMBERSHIP

Public Liability Insurance

Period November 30, 2018–2019

The Scout Association of Australia (Victorian Branch) has in place a Public and Products Liability Policy which provides indemnity (protection) in respect of Scout Authorised Activities conducted by any Scout Group or other Formation within the Scout Association of Australia (Victorian Branch). The limit of indemnity is not less than \$20,000,000 for any one occurrence.

The indemnity is provided in respect of personal injury or property damage suffered by a member of the public as a result of negligence on the part of the Scout Association or any member of the Scout Association which includes Leaders, Youth Members, Committee Members and Voluntary Workers whilst acting with the approval, or consent of the Scout Association, or its authorised officers, or certificated Leaders. The policy extends to include Scout Member to Member Liability which in effect provides indemnity for any member of the Scout Association of Australia (Victorian Branch), should they be sued by any other member for negligence resulting in personal injury, or damage to property subject to terms and conditions of the policy.

Disclaimer: This document has been prepared at the request of our client and does not represent an insurance policy, guarantee or warranty and cannot be relied upon as such. All coverage described is subject to the terms, conditions and limitations of the insurance policy and is issued as a matter of record only. This document does not alter or extend the coverage provided or assume continuity beyond the Expiry Date. It does not confer any rights under the insurance policy to any party. Willis Australia Ltd (trading as Willis Towers Watson) is under no obligation to inform any party if the insurance policy is cancelled, assigned or changed after Issue Date.

TRAILERS, VEHICLES, BUSES AND VESSELS

By definition for registration and insurance, a trailer is a vehicle. For any Scout Group or formation to operate a trailer, it must be recorded and registered correctly, as follows.

Scouts Victoria runs all of our vehicles as a fleet for registration with VicRoads. All a Group or formation has to do is enter the details of the vehicle in Extranet and keep them up-to-date. The Annual Insurance Questionnaire, sent out in August, will prompt you to do this.

New or transferred Trailers

You will usually need to take the trailer to a VicRoads office for inspection and registration. Before doing this, contact the State Office and request a Letter of Authorisation. Without this, VicRoads will not register the trailer as a Scout trailer.

Simply email trailers@scoutsvictoria.com.au with the Group/formation name and the name of the person who will be doing the registration. You will receive a PDF letter that contains all the information VicRoads requires. This Letter will work for both new and transferred trailers.

Once you have the registration number, enter the details in Extranet. The Group Assets - Trailers section is down the bottom of the Group's home page.

Existing Trailers

Update the Extranet record when any details change through the year. The Annual Insurance Questionnaire is the final opportunity to advise:

- If you still have the trailer
- If you want it re-registered
- What the replacement value is

The State Office acts on that information for both re-registration and insuring trailers.

Unregistered Trailers

Depending on the size of the trailer, it may not have to be registered. It must still be insured however. To do this, simply list and maintain the record in Extranet as above.

Buses

We have a bus, or are thinking of getting one

There is more to operating a bus than you'd think. Here is what you need to know on registration and your annual requirements.

A 'bus' is a motor vehicle that has been built with seating positions for 10 or more adults, including the driver. The bus will need to be registered and have a current (within 12 months) roadworthy certificate.

Registration

1. As with all vehicles, the bus must be registered to Scouts Victoria. Simply email trailers@scoutsvictoria.com.au to obtain the Letter of Authority to correctly set up the registration and the Certificate of Registration to Operate a Bus Service. Please include the name of the person who will be doing the registration.
2. Once you have the registration number, enter the details in Extranet. The Group Assets – Vehicles and Powered Vessels section is down the bottom of the Group's home page.
3. Update the Extranet record when any details change through the year. The Annual Insurance Questionnaire is the final opportunity to advise:

ADMINISTRATION & MEMBERSHIP

- If you still have the bus
- If you want it re-registered
- What the replacement value is

The State Office acts on that information for both re-registration and insuring the bus.

Annual Bus Safety Inspection

- Every bus must have an annual safety inspection
- Any licensed vehicle tester authorized by VicRoads may do the inspection
- For information on what is inspected, see Transport Safety Victoria's Bus Safety page
- Scouts Victoria, as the owner, must hold a copy of the current Roadworthy Certificate. When you have it done, please email a copy in to trailers@scoutsvictoria.com.au
- If your bus has not had a safety inspection in the last 12 months and/or you do not have the Roadworthy Certificate, you may not operate the bus
- If you require a copy of our Certificate to Operate a Bus Service, just corporateprojects@scoutsvictoria.com.au

We are hiring a bus

You may be asked for a Certificate of Registration to Operate a Bus Service. It will depend on what organization you hire the bus from.

If you are asked for one:

1. Complete the Request to Issue Bus Operators Certificate of Registration, Form V1
2. Email corporateprojects@scoutsvictoria.com.au the completed form and copies of the drivers' licenses. Please include any specific names, departments, addresses or emails that the Certificate is to be sent to; this will speed up the process.
3. The State Office then sends the bus operator the Certificate.

Other Vehicles

Cars, tractors, caravans - anything that isn't a trailer or a bus

All of these vehicles have to be registered and be insured with Scouts Victoria.

Simply email trailers@scoutsvictoria.com.au with the Group/formation name and the name of the person who will be doing the registration. You will receive a PDF letter that contains all the information VicRoads requires. This Letter will work for both new and transferred trailers.

Once you have the registration number, enter the details in Extranet. The Group Assets - Vehicles and Powered Vessels section is down the bottom of the Group's home page.

Existing Vehicles

Update the Extranet record when any details change through the year. The Annual Insurance Questionnaire is the final opportunity to advise:

- If you still have the vehicle
- If you want it re-registered
- What the replacement value is

The State Office acts on that information for both re-registration and insuring trailers.

Unregistered vehicles

These are usually vehicles that never leave a private property, such as a campsite. Such vehicles must still be insured, of course. To do this, simply list and maintain the record in Extranet as above.

Vessels

A vessel is a water craft that uses an engine for propulsion. For any Scout Group or formation to operate a trailer, it must be recorded and registered correctly, as follows. Scouts Victoria runs all of our vessels as a fleet for registration with Marine Safety Victoria. VicRoads handles the actual registration process on their behalf.

All a Group or formation has to do is enter the details of the vessel in Extranet and keep them up-to-date. The Annual Insurance Questionnaire, sent out in August, will prompt you to do this.

New or transferred Vessels

Simply email trailers@scoutsvictoria.com.au with the Group/formation name and the name of the person who will be doing the registration. You will receive a PDF letter that contains all the information VicRoads requires. This Letter will work for both new and transferred vessels.

Once you have the registration number, enter the details in Extranet. The Group Assets – Vehicles and Powered Vessels section is down the bottom of the Group's home page.

ADMINISTRATION & MEMBERSHIP

Existing Vessels

Update the Extranet record when any details change through the year. The Annual Insurance Questionnaire is the final opportunity to advise:

- If you still have the vessel
- If you want it re-registered
- What the replacement value is

The State Office acts on that information for both re-registration and insuring vessels.

COMPLAINTS AND DISPUTES

Introduction

Any complaint that relates to adherence to the Child Protection Policy must be reported using the Child Safe Scouting Reporting Process on Page 6 of this Info Book.

In an Association as large as Scouting, there will always be a time when parties, in particular Adults, will not agree on a particular course of action or direction being undertaken. Usually most of these disputes are quickly resolved at a local level without the need for any further action. There are however times when a person may wish to make a formal complaint.

Please note that, with the exception of child protection, issues should be addressed by the individual member's Team Leader.

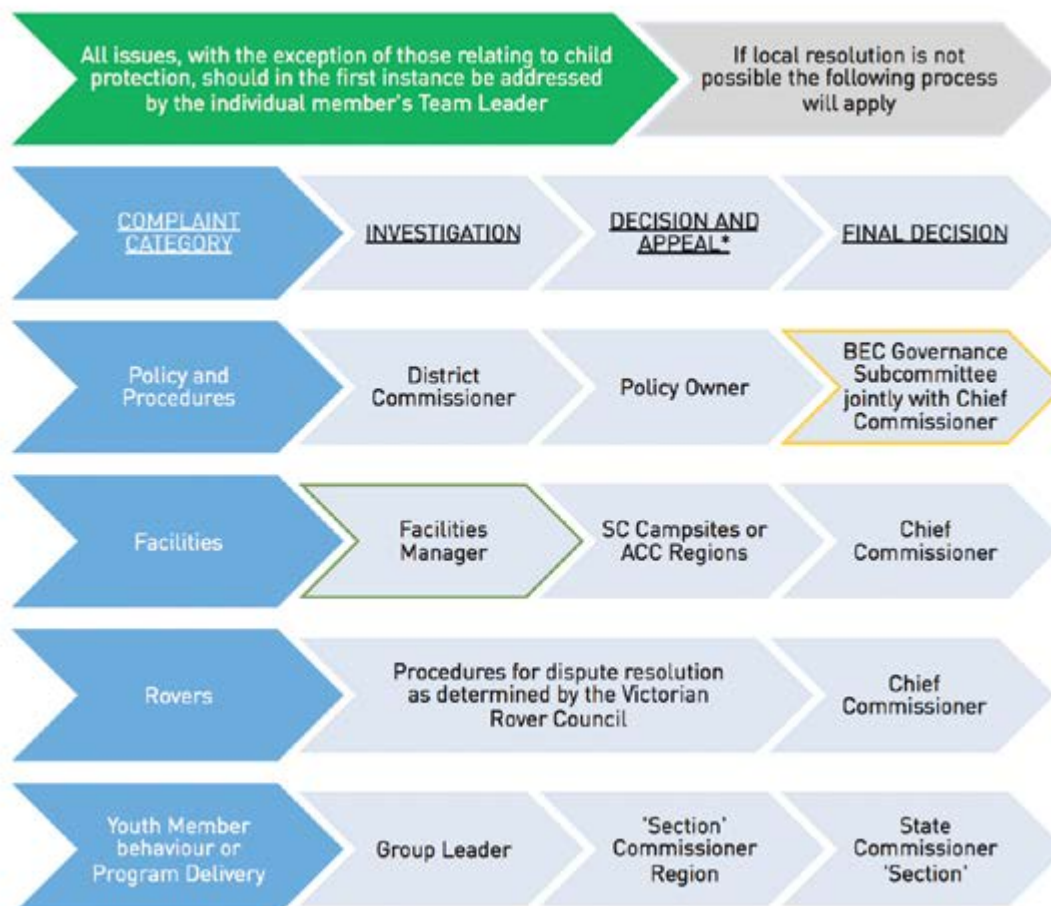
Who is my team leader?

For Leaders who are members of Scout Groups, this would be your Group Leader. For a Group Leader this would be your District Commissioner.

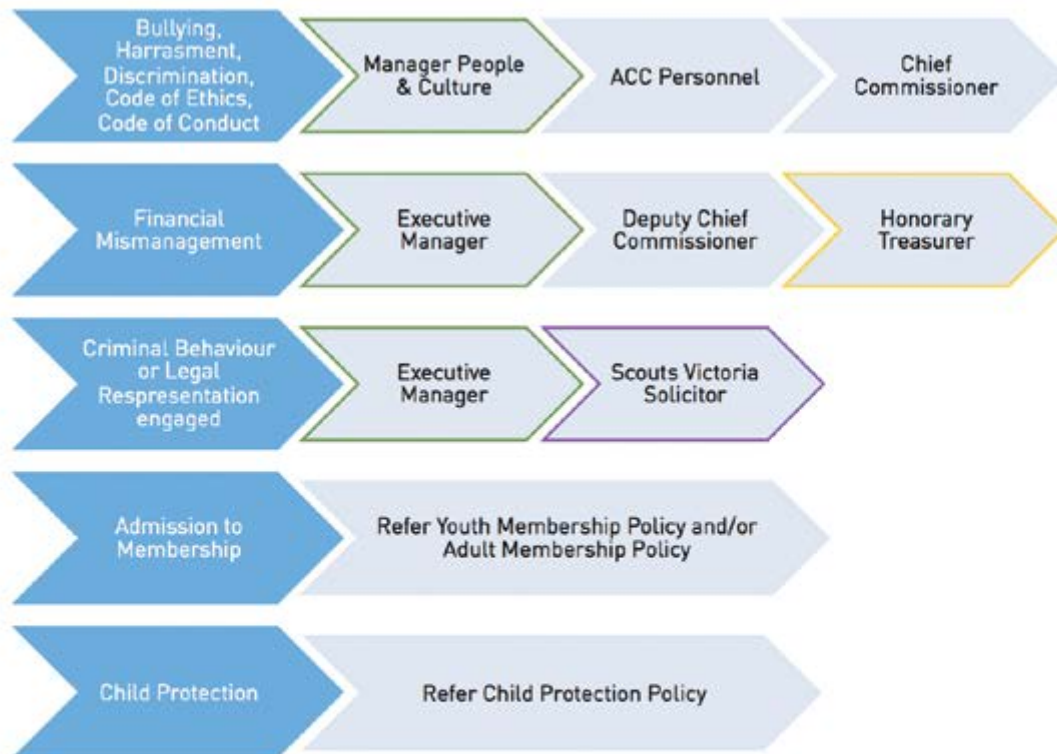
Investigation Process (excluding Child Protection Incidents)

If a complaint or dispute is escalated to the Scouts Victoria Personnel Team and an investigation is commenced, then the investigation will usually include meeting with involved parties relating to the complaint or dispute. The investigator will make a recommendation to the Decision Maker for implementation.

The investigator may apply to the Assistant Chief Commissioner – Personnel to request a member to not participate actively in Scouting Activities to prevent further incidents during the investigation. The ACC-Personnel will make recommendation to the Chief Commissioner to determine if a suspension is necessary and advise as such.



ADMINISTRATION & MEMBERSHIP



*** If decision is appealed the process is first reviewed for procedural fairness then coordinated by the Manager People & Culture to ensure proper documentation is retained.**



Complaint and Disputes Flowchart

The flow chart below outlines the stages in the escalation of a complaint.

More Information

For more information or assistance relating to a Complaint or Dispute, please contact the Manager – People and Culture on 8543 9800 during business hours.

POLICIES DIRECTORY

All members of the Scout Association of Australia - Victorian Branch ('Scouts Victoria') are required, as a condition of Membership, to abide by the Principles, Policies, Rules, Regulations and Procedures of Scouts Australia and Scouts Victoria.

Policy And Rules November 2017

Scouts Australia policy and rules are defined in 'Policy and Rules 2017' which can be downloaded from the Scouts Australia website. Policy and rules included in this document are outlined in the following table.

Policies

- P1 Principles P2 Duty of care
- P3 Membership of the Scout Association of Australia P4 Principal accountabilities
- P5 Personnel management
- P6 Management of the Rover Scout Section
- P7 Finance, property, insurance and legal protection P8 Community and external relations

Rules

- R1 National organisation R2 The branch
- R3 Support for Groups R4 The Scout Group R5 Joey Scout Section R6 Cub Scout Section R7 Scout Section
- R8 Venturer Scout Section R9 Rover Scout Section R10 Scout Fellowship
- R11 Adult training and development R12 Safe practice
- R13 Decorations and awards
- R14 Uniform, badges and insignia
- R15 General rules

ADMINISTRATION & MEMBERSHIP

Scouts Victoria Policies

Policies approved by the Branch Executive Committee include: Child Protection Policy 2016

Protection Policy 2016

Child Safe Scouting at Major Events

Conflict of Interest Policy 2015 Delegations Policy 2016

Emergency Response Plan 2002

Facebook Policy and Guidelines 2012 Guns and Firearms Policy 1998

Inappropriate Conduct and Behaviour Policy 2011 Local

Complaints Resolution Procedure 2011 Privacy Policy 2016

Real Property Policy 2016 Sun Protection policy 2017

Youth Membership Policy 2016

Code of Conduct 2017

Code of Ethics 2017

Available on www.scoutsvictoria.com.au>About Us>Policies

INCIDENTS

Emergency Contact Numbers

Office Hours: 03 8543 9800;

After Hours – Emergencies only: 03 8543 9877

In The Event Of An Incident

Based on the severity of the incident, you should:

- Check for danger - ensure the safety of any casualties, yourself and others;
- Provide first aid if able to do so and/or obtain appropriate medical treatment;
- If necessary, notify the relevant authorities and seek urgent assistance;
- If necessary, notify Scouts Victoria via the 24 hour Emergency line on 03 8543 9877
- Notify the injured or affected person's parents (in the case of a Youth member) or next of kin (in the case of an Adult);
- Provide an Incident Report to Scouts Victoria within 48 hrs

Notifiable Incidents

You must contact Scouts Victoria via the Emergency Line and complete an Incident Report in the following situations:

- The death of any person;
- A person requiring immediate medical treatment for:
 - › An amputation of any part of the body;
 - › A serious eye or head injury,
 - › Electric shock;
 - › A spinal injury;
 - › The loss of bodily function; or
 - › Serious lacerations.
- An incident that results in an ongoing unsafe situation;
- Where urgent support and/or assistance is required.

Major Events

For Notifiable Incidents at major events, you must contact Scouts Victoria via the Emergency Line and complete an Incident Report. Other incidents should be reported through the reporting process established for the event.

Reporting An Incident

In addition to the requirements for Notifiable Incidents, an incident report should also be completed for other incidents including:

- Any incident requiring medical treatment;
- Major building or asset damage after a fire, flood or other natural event;
- Overdue activity participants and communication has not been established with the party;
- Any incident reported to Emergency Services, such as Police, Fire or Ambulance;
- An incident where the consequences could have been significant (a near miss), etc.

Incident Report forms are accessible from www.scoutsvictoria.com.au at Age Sections and Adults > Member Resources > Forms and Tools > Risk, Health and Injury Forms and should be sent to the Executive Manager:

- incidentreport@scoutsvictoria.com.au, or
- Victorian Scout Centre, 152 Forster Road, Mt. Waverley Vic 3149.

The Executive Manager will acknowledge receipt of the incident report.

ADMINISTRATION & MEMBERSHIP

An online incident reporting proforma is in development for desktop and mobile entry and will be accessible through www.scoutsvictoria.com.au

MISCONDUCT/CHILD SAFETY/CHILD PROTECTION REPORTING

Serious misconduct is most likely to relate to allegations of sexual offences or any criminal charges. A sexual offence or sexual harassment can include inappropriate touching of youth, Leaders or members of the public and inappropriate verbal comments or conduct that is contrary to our Child Protection Policy.

Scouts Victoria has a zero tolerance policy to allegations of any criminal child abuse with any allegation being reported directly to the Police.

In the event that the alleged abuse is against an adult the practice of Scouts Victoria is to encourage the adult to report the matter to the Police. In either case the Leader concerned will be immediately stood down from all Scouting responsibilities by the Scouts Victoria Personnel Team until such time as the Police have completed their investigations.

Scouts Victoria has a duty to investigate any Child Protection or Adult Harassment incidents as a Code of Conduct incident if authorities do not proceed with any further action.

Making a Report

The process of making complaints or allegations of child abuse, harm, or neglect is straightforward and accessible.

To make a report that involves a youth member, please call our team on our dedicated Child Safety Hotline 1800 870 772 or send an email providing as many details as possible to childsafe@scoutsvictoria.com.au. Please follow up with a completed Child Protection Report Form immediately.

For incidents involving only Adults, please complete an Incident Report and submit it to incidentreport@scoutsvictoria.com.au

PROPERTY MANAGEMENT

Handling maintenance issues when they arise and keeping a maintenance schedule with routine inspections of the property to assess what needs to be done in the near future, and will help your Group will know that your hall is ready for Scouting. If not, you could very well find that you've either ignored something that results in an expensive fix, or not discovered something that puts your property on the back foot.

Maintenance guidelines and support documents are being worked on by the Facilities Team and will be sent to Groups so that whether it be an essential safety measure or a common maintenance issue, Groups have a better idea of how to keep their halls in good shape.

For advice on building maintenance issues contact our Building Project Advisor. Or for advice on leasing, licensing and real estate matters contact our Real Estate Advisor. Both can be reached via property@scoutsvictoria.com.au

Refurbishment

In order to do some more major works, a refurbishment process is in place at Scouts Victoria to assist Groups. With the oversight of the Group Facilities Support Subcommittee, the Facilities Team assists Groups with projects from minor re-keying of doors to building an extension or garage. By following the process your Group will be supported. To prepare your proposal of works please consider the following steps:

1. Establish a scope of works.
This means a Group considers what works need to be done to the hall to ensure continued delivery of Scout programs.
2. Project Budget Estimate.
This means a Group considers what the project might cost and the viability of the Group being able to pay for it.
3. Funding Sources Identified or Proposed.
The Group assesses their own capacity to fund the project, and then researches or applies for external Grants, and finally requests assistance from Scouts Victoria through a Loan or a Grant.
4. Preliminary Prioritisation
Call the Facilities Team and ask them to assist you in identifying what works are highest priority for your Group facility for the continued delivery of Scouting. They can be reached at 03 8543 9800
5. P2 Prepared.
The information in steps one to four is written onto a P2 form (available on website) which summarises the Project and collates the relevant information for consideration for the Group Facilities Support Subcommittee.
For submission of any project P2s please email property@scoutsvictoria.com.au

INDEX

INDEX

INDEX

NOTES

OUR PROGRAM

In 2019, Section Councils will create great programs that focus on the four Challenge Areas - community, outdoor, creative and personal growth.



**OUTDOORS
CHALLENGE**



**PERSONAL GROWTH
CHALLENGE**

**CREATIVE
CHALLENGE**



**COMMUNITY
CHALLENGE**

