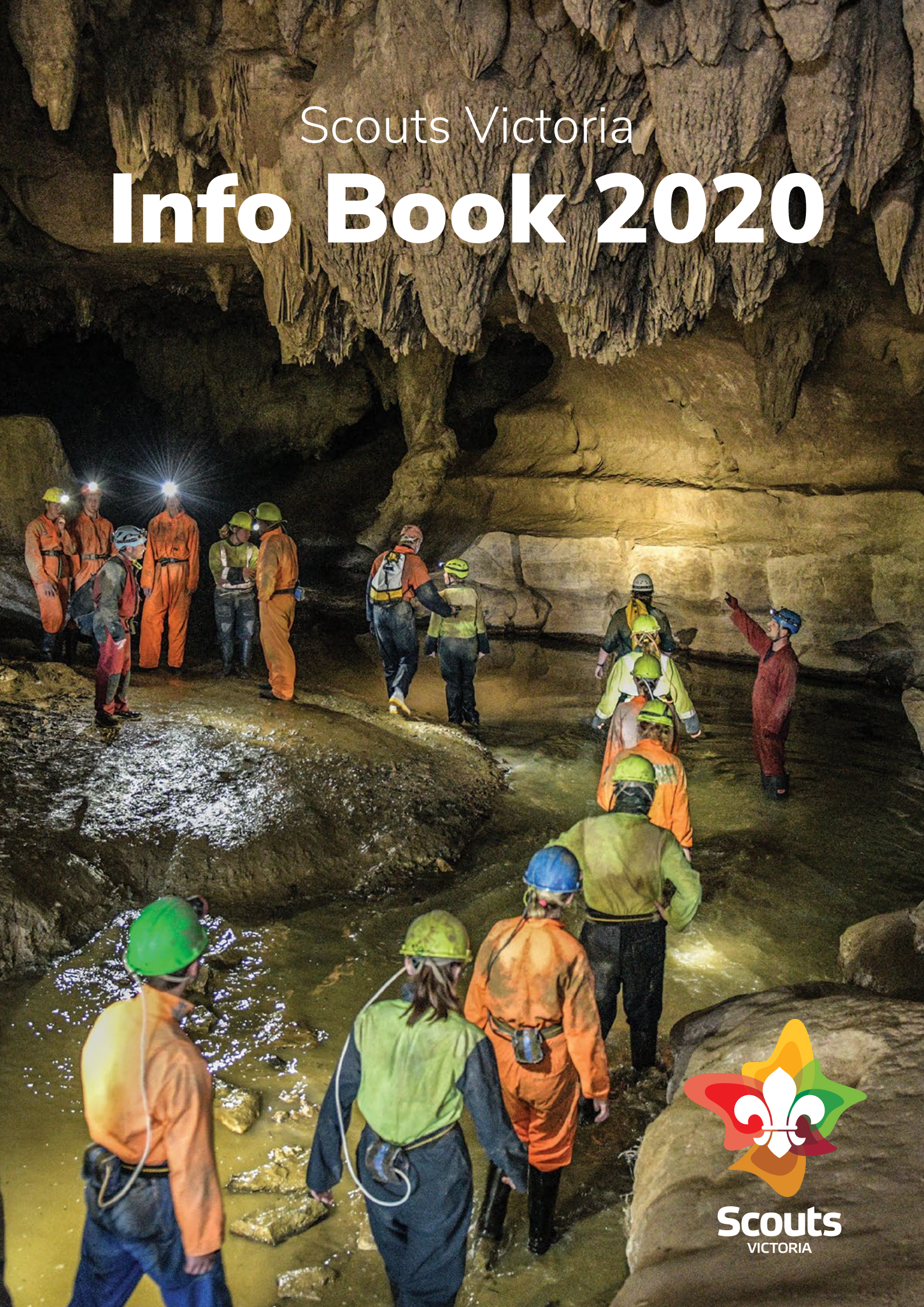


Scouts Victoria Info Book 2020



Scouts
VICTORIA

Chief Commissioner

A word from Rod



It is an honour to be chosen to serve as the next Chief Commissioner of Scouts Victoria.

I want to begin by recognising the outstanding efforts of those who have led us for the past six years.

As State Commissioner for Venturers, I have observed Scouting globally and nationally – and Victoria is a standout success.

Chief Commissioner Brendan Watson, Deputy Chief Commissioner Jon Willis, and

the entire State Leadership Team have created something very special in Victoria.

We are in a strong position, thanks to Brendan and his team, and this will be our springboard for future success.

We will continue to grow and evolve, and sometimes to face challenges and tough decisions. I'm not planning a reformation of Scouts Victoria – but to value-add to our present position.

The new State Leadership Team

Over the past six years, Scouts Victoria has been led by a talented and passionate team.

I am fortunate to be building on the success of the previous team, and some of them will continue on the SLT.

I am also keen to bring in some new and emerging talent, people with capability and attitude, and to have diversity, so that we continue to look at Scouting in new and exciting ways.

As State Commissioner for Venturers I have benefited from listening to a youth perspective and being challenged by them, such as Aly Harris, who is also a Leader – the State Leader for Venturers. She makes me look at things differently.

I write this piece for the Info Book just days after my appointment as Chief Commissioner-designate so my full team – and their portfolios – is still evolving.

But I can confirm some members: Alan Harding, Matty McKernan, Lisa Picking, Diana Swift, Daniella Taglieri, and Michael Thomas. Stand by for further updates.

I will have two Deputy Chief Commissioners and one of them will be aged under 30.

My priorities

1. Growth

We will maintain Victoria's growth agenda – to bring the benefits of Scouting to more young people, to build better communities and a better future.

This is mission critical.

2. Program

As you know, we are moving to a new program. Change management is my professional life, and I am keen that we transition effectively without losing energy for good Scouting. We need to avoid change fatigue.

3. Best selves

How we feel about ourselves, our health, our stresses, our attitudes, all impact on how we deal with young people and other adults in Scouting.

We need to understand ourselves as others see us. We need to bring our best selves to Scouting.

This includes wellness but also much more.

And we need to remember that youth members often bring their own issues to the Scout hall. We need to understand what's going on for them.

4. Last but not least ...

We need to do our best in the business of Scouting

- compliance elements like training, safe Scouting, mandatory reporting
- financial diligence – at every level of Scouting
- looking after those for whom Scouting has not been a positive experience

Let us work together to build on the success of the past six years.

Most of all, let's enjoy our Scouting!

Rod Byrnes

Chief Commissioner-designate
Scouts Victoria



PROGRAM

Contents

Digital Info Book

A digital version of our Info Book is available to download from the Forms and Tools page of our website. It is also available on the Scouts Victoria App. The digital version will be updated regularly, please send any updates through to infobook@scoutsvictoria.com.au.

Child Safe Scouting

Scouts Victoria is a child safe organisation with zero-tolerance for any harm, abuse or neglect. We value the diversity of our members, including gender, sexuality, race, religion and ability.

Scouting has been proactive on child protection since the 1930s, when local areas were warned to be vigilant and show no mercy in denying membership to unsuitable people. In the 1940s local areas were advised that any inappropriate behaviour must be reported to the police. Police checks for aspiring Scout Leaders began in the 1960s – nearly 50 years before the Working With Children Check.

Today, Scouts Victoria has an extensive Child Safety Framework, which includes:

- Our Child Protection Policy, which outlines our expectations for supervision and Leader ratios – including 'Two Deep' leadership requirements to protect youth.
- Mandatory training and renewal of training.
- Training materials and support for youth members.
- Reporting practices.
- Capability and process to respond to Child Safety Incidents.
- Information and fact sheets.
- Participation in the National Redress Scheme.
- Participant in the Victorian Reportable Conduct Scheme as administered by the Commission for Children and Young People.

In the future, a number of eLearning modules will be available for youth members explaining our Child Safety practices, strategies for youth members to keep themselves safe and how to access support services.

Conduct

Conduct of any adult in Scouts Victoria is subject to the Scouts Australia Code of Conduct. It applies to all members over the age of 18, regardless of location and role, when engaging with young people and adults in any form. This includes face-to-face contact and using technology such as online platforms. Parents and guardians who wish to actively participate in Scouting activities must also follow this code.

Scouts Australia Code of Conduct

I will set an example that I would wish others to follow. Therefore, I will:

- Respect the dignity of myself and others.
- Demonstrate a high degree of individual responsibility.
- Recognise at all times that my words and actions are an example to other members of the movement.
- Act at all times in accordance with the Promise and Law, Code of Ethics and this Code of Conduct, thereby setting a suitable example for all.
- Not use the movement to promote my own beliefs, behaviours and practices where these are not compatible with Scouting principles.
- Adhere to the Scouts Australia Child Protection Policy and provide a safe environment for youth members participating in the Scout program, their parents or guardians and visitors.
- Report any conduct seen or heard that does not comply with this Code of Conduct to the appropriate Scouting person.

It is important that the young people in our care are safe, and that they feel safe. It is also important that adults are safe. The following behaviours are unacceptable by Adults in Scouting.

- Any form of physical, emotional, psychological, sexual, cultural, racial or religious abuse.
- Entering an area where children are changing or showering, or entering youth members' tents or sleeping areas on camp when young people are in bed (without a valid reason, such as an emergency).
- Transporting an individual youth member alone (unless their own child, or in an emergency).
- Communicating one-on-one with youth members outside of Scouts through text messaging or via social media.
- Developing special relationships, including one-on-one catch up sessions for missed Scouting activities.
- Distributing inappropriate materials via any channel.
- Engaging in discussions with young people that are not age-appropriate.
- Encouraging the use or consumption of alcohol, smoking, or use of illicit substances by youth members.
- Being under the influence of alcohol or illicit substances while undertaking duties as an Adult in Scouting.
- Behaving towards a youth member in a manner that makes them uncomfortable.
- Breaching the Scouts Australia Code of Conduct. Adults in Scouting also commit to our Code of Ethics.

Anyone can report any incident of unacceptable behaviour to our Child Safety Team as per the "Child Safety Reporting" section

Training

All Adult Members and Supporters of Scouts Victoria must complete the Child Safety and Workplace Health and Safety Training within three months of commencing their membership as of 2020. This is a condition of membership or holding a support role with Scouts Victoria and you can access our eLearning System at www.training.scouts.com.au.

Two Deep Leadership

Scouts Victoria requires all of our Adult Members to operate under the Two Deep Leadership requirements at all times, unless expressly permitted under the Child Protection Policy. This requirement is not negotiable unless there is a genuine life threatening emergency and must be recorded.

As outlined in the Child Protection Policy, Two Deep leadership is defined as:

Two Adults present: This is our standard when adults are supervising and conducting Scouting activities involving children. At least two adults must be present, except in unforeseen circumstances (such as an emergency). While the minimum ratio of adults to children will vary from activity to activity, a minimum of two adults is always the preferred minimum required – this is known as a Two Deep procedural requirement. The failure to achieve this standard should not preclude the Scout activity from occurring but the situation and details of all attendees are to be recorded by the Leader in Charge.

Child Safe Scouting

Travel: On certain occasions (for example transporting a child from venue to venue) it is likely that only one adult will be supervising. In these circumstances, prior informed consent (this may be verbal) is to be obtained from the parents or guardians of the children concerned. In this situation, care should be taken that the adult is not alone with only one child (that is, the child is in the company of another child).

Child Safety Reporting

Reporting Abuse

In brief, should a member of our organisation become aware of an incident of child abuse, whether by witnessing it or hearing of it from someone else, they are required to report it to the Executive Manager of Scouts Victoria.

You can do this immediately after becoming aware of the incident by calling 1800 870 772

You should also complete a [Child Protection Report form](#), you can download the form from the [Child Safe Scouting page](#) of our website and then email it to childsafe@scoutsvictoria.com.au.

Remember, you are bound by the Adults in Scouting Code of Conduct to report any conduct seen or heard that does not comply with the code.

From May 2020, Scouts Victoria is a party to the Reportable Conduct Scheme in Victoria that is administered by the Commission for Children and Young People. This requires Scouts Victoria to respond to allegations of child abuse (and other child-related misconduct) made against our members, supporters and volunteers. In addition, these allegations must be reported to the Commission for Children and Young people for oversight in line with the operation of the scheme.

What about abuse by non-Scouting members?

Adult Members are often the only trusted person for some of our youth members. Observations by you may make all the difference to a child who is being abused. If you receive a disclosure of abuse (or observe injuries or behaviour symptomatic of abuse) of a youth member we require you to make a report. We can then provide the appropriate assistance for you to support the youth member and reporting it to the appropriate authorities.

But, I'm not sure if this is reportable?

As outlined in our Child Safety training, if you are uncertain then you are required to make a report. Our team can then assist to ascertain if further action is necessary. It also enables Scouts Victoria to identify patterns of behaviour that may be of a concern. Scouts Victoria is required to respond to and investigate claims of abuse or other child-related misconduct.

This includes reporting behaviour that doesn't meet our Child Protection Policy – for example, failing to meet the 'two deep leadership' requirements should trigger you to submit a report. This reporting enables us to appropriately monitor and take necessary corrective action.

If you are still unsure, please call 1800 870 772 and speak to one of our team who can assist.

I am not confident in filling in the form.

We understand that completing a form may not necessarily be easy to do. In this situation contact us on 1800 870 772 to speak to our team who can assist or take the report over the phone.

More Information

For more information relating to Child Safe Scouting, please visit the [Child Safe Scouting page](#) of our website.

Choose Your Own Adventure

Start your plan, check out the [2020 Program Planner](#) on the Forms and Tools page of our website for up to date details.

Joey Scout Events

Kangaree - March 7-9

Joey Scouts have the opportunity to camp or sleep inside a pavilion and play with hundreds of other new friends. It is held at Lardner Park and is like a condensed version of a Jamboree. They also get to play games and team up for challenges and most importantly have FUN!

Joey Scout Promise Challenge Recognition Days

Statewide recognition ceremonies are held in May and October. The individual badge presentations are held within the Group.

Mob Musters - Activity Camp

(Provided by an experienced team at Clifford Park Activity Centre)

Each camp operates to a 'Theme' and participants are encouraged to dress accordingly. The camp operates under Mob Holiday guidelines as defined in the Info Book. Adults are required to attend at the ratio of one adult/Leader per five Joey Scouts.

Theme	Month
Bush Rangers	May
Eskimos	August
Medieval	October

All participants are accommodated in cabins which are carpeted, heated or fan cooled. All meals and activities are included in the cost. Information for camps and application forms via info@cliffordpark.com.



Cub Scout Events

Cuboree 'New Horizons' - October

Monday, September 28 - Friday, October 2

Our next Cuboree will be full of NEW HORIZONS for Cub Scouts. This major event runs in October every three years. Follow all the Cuboree news and updates on the Cub Scout page on the Scouts Victoria website and the Scouts Victoria - Cuboree Facebook page.

Cub Capers - Activity Camp

(Provided by an experienced team at Clifford Park Activity Centre)

The number of participants is limited to 36 Cub Scouts. Any number from a Pack may participate. The Pack operates under Pack Holiday rules as defined in the Info Book. Adults are required to attend at the ratio of one adult/Leader per six Cub Scouts. Each camp operates to a 'Theme' and participants are encouraged to dress accordingly.

Theme	Month
Under the water	March
Come searching for dinosaurs	August
Circus de Clifford	November

All participants are accommodated in cabins which are carpeted, heated or fan cooled. All meals and activities are included in the cost. Information for camps and application forms via info@cliffordpark.com.



Scout Events

Stradbroke Cup - March/April

Brucknell, Eumeralla, Gippsland, Mafeking, Gilwell Park, Treetops, Bay Park

A Scout Section event run over the Easter weekend at several venues around Victoria, the Stradbroke Cup is a camping competition with the highest achievers becoming co-holders of the Cup. However, there is also an extensive program of activities available at all venues and Patrols who wish to simply have a fun camping weekend, without actually entering into the Stradbroke competition, are also welcome. Most Stradbroke Cup venues will allow Troops to arrive from Thursday evening.

Choose Your Own Adventure

This is a perfect way for Scouts to satisfy the 'four nights under canvas consecutively' requirement for a Jamboree or extended camp. The whole event is an opportunity for Scout Troops and Patrols to have an enjoyable camping experience and experience the fellowship of a large combined camp.

Contact - Your Scout Commissioner. Details will be available on the Scouts Victoria website.

Scout Hike – May

A hiking and campcraft event for Scouts who do not go hiking regularly, Scout Hike provides an opportunity for experienced Scouts and Patrols to compete for a perpetual trophy. All Patrols who participate receive a pennant and each Scout receives a badge.

Leaders are encouraged to get involved in assisting their Scouts to increase their knowledge of hiking and lightweight camping. The selected State Forest area is divided into six compulsory campsites and activity points are spread between. Each Patrol hikes to and participates in as many activities as possible, before reaching their set campsites on the Saturday, and again on the Sunday before reaching the HQ site. Activities are centred on a theme and based on the Targets and Challenges. Scouts are bussed into the area on the Friday night (departing 7pm) and home again on the Sunday returning to designated points around 5pm.

Contact - Scout Commissioner Mt Dandenong scouts.comm.mtdandenong@scoutsvictoria.com.au

Fantastic Race – August

The race is held across the State on the closest weekend in July/August to World Scout Day. Past events have incorporated – a scavenger hunt, traditional wide game concept, points for/off, follow the spy, etc. Thousands take to the streets, trains, buses and on bikes over the State. Let's make this a BIG year. Events are being run by Mt Dandenong, Lerderderg, Plenty Valley and Glen Eira Stonnington.

Event details are as follows:

- Event to be District run.
- Scouts to operate in Patrols.
- Patrols to visit bases to be set a challenge.
- Clues to be given to next base.
- Scouts to use public transport.
- All Patrols to arrive at a common point.
- Activities could incorporate award scheme.
- Safety to be paramount

Contact - Your Scout Commissioner.

Scout Youth Forum – August

This event for Scouts will be held at a location to be announced. Participants are the selected representatives of Scouts throughout Victoria. They will spend a weekend involved in a range of fun activities, while considering and debating future directions for the Scout Section in Victoria. Through the State Youth Forum, youth members are taking increasing responsibility for key decisions which impact on the Scout Section in Victoria. Youth Forums have in the past, designed and implemented various post - Jamboree Award Schemes including the new approach to Outdoor Activity Awards, Fantastic Race Beansies and the Bay Jam Camp.

Contact - Your Scout Commissioner or State Commissioner Scouts sc.scouts@scoutsvictoria.com.au

Cohen Shield – September/October/November

Bay Park, Clifford Park, Northern, Eumeralla, Treetops, Clive Disher Park, Bell Park, West Coast

A competitive Patrol Activity for Scouts held at a number of locations throughout Victoria at which Patrols compete in five Scoutcraft activities. Patrols qualifying in each of the five activities become co-holders of the Cohen Shield. Most venues offer Cohen Shield as a weekend event, where Patrols have the chance to participate in a range of other fun events in addition to the main Cohen activities. However, some venues operate Cohen as a single day event, or offer Patrols the opportunity of participating only in a one-day competition. Check with individual venues to see what is offered. Patrols are especially encouraged to explore new locations - Metro Troops could try a country location and vice versa.

Refer to the website in May/June, your District Scout Leader or contact cohenshield@scoutsvictoria.com.au

Gilweroo – November

An activity camp weekend at Bay Park, Mount Martha, activities include abseiling, archery, BMX bikes, canoeing, catapults, challenge valley, t-shirt screen printing, rocket launchers, air rifles, water slide, slot cars, volleyball, bush boards, clay modelling, disco, flying fox, movie, Frisbee golf, low ropes course, bush putting, pyro graphics, space shuttle, sock wrestling, speed ball, sumo wrestling, badge swapping, Catch 4 and Twister. For information and bookings go to www.gilweroo.com.au.

Patrol Activity Camping

Patrol Activities are a key part of the Scout Section program. Gilwell Park, Clifford Park and Treetops are campsites where regular scheduled Patrol Camps are available for Scouts. Gilwell Park Patrol Camping provides all camping and activity equipment and Scouts only need to come with their food, personal items and copy of their CareMonkey profile.

Clifford Park and Treetops require each Patrol to bring all their own camping equipment, food, personal items and copy of their CareMonkey profile. To view details of a camp, visit the Patrol Activity Camps page of our website. These activity camps can also be presented to your Troop Council as a Patrol Activity.

Choose Your Own Adventure

Patrol Activities - Gilwell Park

The Outdoor Activity Centre at Gilwell Park provides a range of fun and learning activity weekend programs. All the necessary camping tents, cooking and activity equipment is provided for Patrols who participate. No more wet tents to hang! Patrols need to provide their own food for a combined menu, and should include matches, pot scourers and suitable bags for recyclables and rubbish. It is also suggested Patrols supply their own dry firewood to help with Gilwell Park's environment. Patrol Leaders are encouraged to make their own bookings and Leaders do not need to attend, however they are welcome to come along and assist the team.

The Outdoor Activity Centre can be found by travelling west through Gate 4 and is located adjacent to the Boy's Field and Storm Hut. Camps are held monthly and include:

Theme	Month
Welding/Forge	March
Environment – World Scout Environment Badge	May
Rogaine	June
First Aid	July
Rogaine	August
Welding/Forge	September
JOTA	October
Environment – Pioneer/Explorer Target badges	November

Visit the Gilwell Park Patrol Activity Camping page of our website for up to date details, what to bring, costs and all other relevant information. Please ensure full details are given to Patrols attending.

Contact - gilwellpark.patrolcamps@scoutsvictoria.com.au

Patrol Activities - Clifford Park

Patrol Activity Camps are conducted to provide a Patrol the opportunity to camp together and participate in a range of activities provided by skilled personnel with or without an accompanying Leader from their Troop on the third weekend of nominated months.

Camps include:

Theme	Month
Water Activities - Canoe and abseiling	March
Welding - Blacksmith and mechanics	May
First Aid - Qualify for your first aid badge	June
Electronics/Communications - Earn parts of communications and technology badges	July
Gourmet Camp Cooking - How to eat well in camp	August
Construction and building skills	September
JOTA/JOTI - The world wide amateur radio hook-up for Scout activities	October
Canoeing - Abseiling and environment	November

Visit the [Patrol Activity Camps](#) page on our website for more information.

Send applications to PAC, Clifford Park, P.O. Box 4184, Knox City Centre, 3152.

Patrol Activities - Treetops

Treetops is located approximately 45 minutes from Melbourne, 4.5 km from the centre of Riddells Creek, easy access by both car and train (V/line) Patrol Activity Camps are run on a regular basis to provide Patrols the opportunity to camp together and participate in a range of activities provided by skilled people.

Camps include:

Theme	Month
First Aid	March
Radio/Electronics	May
Photography	July

Choose Your Own Adventure

Science	August
Bushcraft/Camp Cooking	September
Tradies	November

Visit the [Patrol Activity Camps page](#) of our website for more information.

Contact - treetops.patrolcamps@scoutsvictoria.com.au

Top Gear Scout – March

Mafeking Rover Park, Caveat Victoria.

Top Gear Scout is a weekend long adrenaline filled Patrol Activity and Competition Camp like no other!

Patrols will work together in completing over 15 activity bases across the weekend including BMX, billy carts, car smash, abseiling, archery, chariot races, RC cars, box bar making and a Lake Surfmoor 'Beach Party' just to name a few! For Scouts aged 12 and over we also give them the opportunity to learn how to drive a car in our very own Junior Development Program (JDP) and a passenger for a hot lap around a race track in one of the Rover Scout Motorsport race cars!

All vehicles for the event are provided by Top Gear Scout and are scrutineered prior by CAMS (Confederation of Australian Motorsport) trained officials. We guarantee your Scouts will leave wanting more!

The weekend is also fully catered so there is no need to miss out on any of the action by having to return to camp to cook!

Registrations typically open in late October/early November each year, keep an eye out as spots fill up quickly!

Top Gear Scout is proudly organised and run by 1st Wantirna South Scout Group.

Contact - topgear@scoutsvictoria.com.au

Visit - www.topgearsout.com

Facebook - [TopGearScout](#)

Bay Jam – January 2021

Bayjam is a week camp based at Bay Park Mount Martha Jam packed with activities! Off site activities include the beach, wide games, hiking and geocaching. Onsite activities include a disco, evening entertainment, Gang Show and more.

www.bayjam.com.au

Venturer Events

Anything Goes – February

Anything Goes is a giant adventurous activities weekend camp for Venturers and linking Scouts, held on the last weekend of February every year at Lardner Park near Warragul. AG has heaps of onsite and offsite activities and the opportunity to just chill out and catch up with mates. Registrations close one week before the event - but get in quick, activity spots fill quickly and are first come, first served.

Contact - admin@anythinggoes.net.au

Registration is online at www.anythinggoes.net.au

Facebook - [Anything Goes – AG](#)



Bee Experience - Venturer Environment Course

February/March/May/September/October/November/December

G.W.S. Anderson Scout Park - Officer

A two day course on bee life cycle, bee habitat, anatomy, hive safety, hive equipment, assembly of hives.

Contact - beeexperience@scoutsvictoria.com.au

Hoadley Hide – Easter

Hoadley Hide is a competitive event over the Easter period from Good Friday until Easter Monday. Teams of Venturers hike between stunts run by groups of Leaders and Rover Crews. A Rogaine Course, night activities with music, videos and a DJ feature at the night time campsite. If you are new to Venturers, you can take part in the Venturing Skills activity and then participate in the Initiative course on Saturday and Sunday - two badges in one weekend!

Teams of four to six Venturers allow for the mentoring of younger Venturers by more experienced Venturers. Don't have a full team? Don't worry! Register anyway and we will match you up with other Venturers to complete your team.

Contact - Hide Chief at hoadleyhide@scoutsvictoria.com.au

Visit - www.hoadleyhide.com.au

Facebook - [Hoadley Hide](#)



Choose Your Own Adventure

VENTSKI - Lake Nillahcootie – March

Ventski is a great weekend to experience the thrills of water-skiing. Refer to Water Skiing under Adventurous Activities and check us out on Facebook, Scouts Victoria Branch Waterski Team

Contact - state.waterskiing@scoutsvictoria.com.au

Venturer Mountain Bike Weekend – April 2-5

The Bogong Rover Chalet and Scout Cycling Team combine to offer a unique opportunity for Venturers and their Leaders to experience action packed mountain bike riding in some of the most highly regarded terrain during the April school holidays. For further details check out the Bogong Chalet website.

Contact - Bookings Officer on 0407 (CHALET) 242 538

Visit - www.bogongroverchalet.org.au

Facebook - [Bogong Rover Chalet](#)

Venturer Suburban Bike Hike – May 23-24

The Suburban Bike Hike is a supported overnight bike hike for Venturers, through the trail network of Melbourne. Throughout each day Venturers will explore the trail network of Melbourne. Along the way there will be bases where Venturers can undertake activities and build their skills. Venturers will camp overnight at a Scout Hall, before finalising the hike the following day. Venturers will need to provide their own bike, although a limited number of bikes are available for hire.

Contact - Scout Cycling Team cycling@scoutsvictoria.com.au

Ideals Course - Vision And Values – June

What do I believe in? What do other people believe in? How do I fit in?

On the Vision and Values Ideals Course you will visit places of worship and reflection that you didn't know existed and will learn through interaction with people of other faiths. Make new friends and have a truly memorable experience whilst covering components for Venturer Award level Ideals.

There is no age restriction on Venturers, but full participation is a must. Numbers are strictly limited.

Contact - visionandvalues@scoutsvictoria.com.au

Ideals Course - Deep Thought – July

Do you want to know the meaning of life, the universe and everything? Well, we probably won't be able to tell you that, but we will help you develop a better understanding of yourself and how you relate to those around you. A challenging and fun weekend, where you will examine religion, sex and relationships, Scout Promise and Law, drugs and other current moral and social issues. The Program involves a mix of videos, games and discussions. Venturers must be 16 years of age. It is a residential weekend at Elliott Lodge, Healesville (1st Hawthorn/Scotch Scout Property).

Contact - deepthought@scoutsvictoria.com.au

IGLUTE - Mt Stirling – August

Iglute is a weekend long introduction to lightweight snow camping, snowshoeing and igloo building.

Contact - state.skitouring@scoutsvictoria.com.au

Snow Venture

Week 1 - Second term holidays

Week 2 - Third term holidays

An awesome opportunity to learn how or to improve your skiing. Limited to a total of 35 people - applications from Venturers received with money are given first priority. Cost includes Snow Venture accommodation and food, transport from Melbourne, ski hire and an absolutely unforgettable amazing experience with others in the snow! Venturers to be over 15 years of age at the time of Snow Venture.

Contact - Bookings Officer on 0407 (CHALET)242 538

More information - www.bogongroverchalet.org.au

Facebook - [Bogong Rover Chalet](#)

Armstrong 500 – September

Armstrong 500 is a weekend competition hike for Venturers, Rovers and Leaders. It's held in the state forest of West Gippsland with hills, and usually with mud as well. Over the weekend, teams of four to seven hikers complete as many 'stunts' or initiative activities as possible, with more than 25 stunts spread out over a wide area in the bush.

More information - thebesthikingweekendyouhaveeverhadinyourlife@armstrong500.com

Registration is online at www.armstrong500.com and closes one week before the event.

Facebook - [Armstrong 500 Hike](#)

Choose Your Own Adventure

Top Gear Venturer – September

Location - Mafeking Rover Park, Caveat Victoria.

Top Gear Venturer is a weekend event for Venturers designed to enhance young driver skills and knowledge. On Saturday Venturers will be taught how to control a vehicle in various situations including emergency braking, reversing a trailer, driving a manual and advanced car control. Across the day there is also a number of informational sessions on car maintenance, changing a tyre, four wheel driving, car or trailer loads and the effects of driving while tired or impaired.

On Sunday they are let loose on the race tracks for a Motorkhana Challenge against their friends to determine the winner of Top Gear Venturer! All vehicles for the event are provided by Top Gear Scout and are scrutinized prior by CAMS (Confederation of Australian Motorsport) trained officials.

Registrations Typically open in Late May/Early June each year, keep an eye out as spots fill up quickly! Top Gear Venturer is Proudly organised and run by 1st Wantirna South Scout Group.

Contact - topgear@scoutsvictoria.com.au

More information - www.topgearsout.com

Facebook - [TopGearVenturer](#)

BARCOM - “Best Australian Rafting Challenge On The Murray” – September/October

BARCOM is a unique Venturer rafting activity conducted in the September/October school holidays each year on the Murray River between Murrabit, Swan Hill and Wood Wood. Venturers construct and crew rafts and drift down the Murray River stopping at picturesque camping spots on the banks. With each raft having a crew of eight, each expedition can accommodate 32 participants.

Expedition 1 - Murrabit To Swan Hill, First week school holidays

Expedition 2 - Swan Hill to Wood-Wood, Second week school holidays

Applications online via TryBooking.

From May 1 bookings are open for applications from Interstate Venturers and all applications close on August 1.

Contact - barcom@scoutsvictoria.com.au

More information - www.barcomrafting.wordpress.com

Facebook - [BARCOM Rafting](#)

Vic Gathering – December

A fun weekend for Venturers and Guides run by an experienced committee, with support from Leaders and Rovers to provide youth members with activities to help them to unwind at the end of a busy year. We encourage Units and Districts to come together for a Group meal, as this is a great opportunity for new Venturers to make new friends and for Leaders to fulfill their duty of care. A canteen is provided for those who do not wish to prepare their own meals. Approximately 1000 Venturers, Rovers and Leaders are on-site for the weekend. There is a dedicated Leader frat tent where Leaders can share programming and Award Scheme Activity ideas.

Venturers and Rovers are also welcome to join the VG Committee, so speak with the Camp Chief during the weekend to find out more. Activities include many old favourites, plus heaps of new ones – a fantastic way to finish the year with a fun packed weekend of activities, socialising and meeting new and old friends.

Contact - enquiries@vicgathering.com

More information - www.vicgathering.com

Facebook - [Vicgathering](#)

OZ Venture 2021 – Get Amongst It!

Previously known as the Australian Venture or ‘AV’, OZ Venture is the premiere event for Australian Venturer Scouts and Girl Guides! OZ Venture 2021 is hosted in Sydney NSW.

OZ Venture provides an opportunity for all Venturers to come together for an unforgettable, once in a lifetime experience. An event crafted for Venturers, a national Venture provides the unique opportunity to seek out new challenges, discover and develop new skills, whilst having adventures with Youth Members from all around the world.

Don't forget that many current Scouts will be eligible to join us at OzVenture 2021, so spread the word widely.

A Venture is a gathering; like a Jamboree for older teens with much more action-packed activities and two major components, allowing lots of choice to make the event truly your own.

- Expeditions – Offering various experiences in NSW and all around the Pacific (including Fiji, New Zealand, Tasmania and Northern Territory).
- Core OzVenture – Five days of exciting on-site and local activities in Sydney NSW.

OZ Venture will be held from the 28th of December 2020, to the 10th of January 2021 with staggered expedition starting dates.

Contact the Victorian Contingent - info@ozv2021victoria.com

For more information, visit www.OZventure2021.com.au/about

Facebook - [OZV2021VicCon](#)

Rohan Lambert - Contingent Leader

Duncan McColl - Deputy Contingent Leader



Choose Your Own Adventure

Rover Events

Rover Events Glass Policy

All Major Rover Events, such as MARB, Mudbash and Surfmoort are Glass Free Events; this includes all glass from sauce bottles to drink bottles. Mafeking Rover Park is a Glass Free Site; this means any user, not just at Major Rover Events, cannot and must not bring glass on to the site.

Metropolitan Area Rover Ball (MARB)

Usually held in September, date, location and price will be advised. A popular event among Victorian Rovers, the Metropolitan Area Rover Ball is an annual costume ball that showcases the extremes of Rover imaginations and creativity. With a different theme chosen each year, the Rover Regions take it in turns to organise the event, which always attracts big crowds. The night features a sit-down dinner, live entertainment and a commemorative glass. With prizes for the best dressed male, female, couple and Crew, the night is one not to be missed. The theme for MARB is usually announced at Surfmoort during the evening entertainment on the Saturday Night.

Contact - info@marb.com.au

Facebook - [MARB](#)

Country Area Rover Ball (CARB)

A similar event to MARB, the CARB is organised by a country Region on rotation and provides an opportunity for city and country Rovers to experience the hospitality of a country location. The nights are themed and include entertainment and dinner. Prizes for various categories are awarded. Accommodation is usually available for visiting Rovers.

Surfmoort – January

One of Victoria's premier Roving events, held over the Australia Day weekend and run by a committee of Rovers attracting over 500 participants. Surfmoort's traditional home is the Eumeralla campsite, in Anglesea. The weekend includes a variety of nighttime entertainment, live bands and DJ's with many ongoing daytime activities. There are also a number of off-site activities available, which have included skydiving, four-wheel driving, mountain biking, Geelong Water Park or for the less adventurous gourmet tours and shopping tours of the local area. To take part in an off-site activity, contact the committee before the event. Event cost includes entertainment, camping fees, on-site activities, amenities, and lots of fun. Tickets can be purchased before the event at a special discounted price or can be purchased at the gate. Crews are responsible for their own tents, equipment, food and other necessary requirements. The designated camping areas are only a short distance from the main entertainment area.

Contact - chair@surfmoort.com

Visit - www.surfmoort.com

Facebook - [Surfmoort](#)



New Zealand National Moot – Easter

New Zealand Rovers hold an annual Moot over Easter each year. Australia generally sends a strong contingent of Rovers to this event. The 78th National Rover Moot is being held over Easter Weekend. This year the Contingent Leader is a Victorian Rover.

Keep an eye on www.vicrovers.com.au for information from the Australian Contingent or the contingent Facebook page.

Mudbash – June

Run annually on the Queen's Birthday long weekend, at Mafeking Rover Park in Caveat near Yea. Mudbash draws Crews from Victoria, interstate and internationally to compete at the event. Run as a fully sanctioned CAMS event, Mudbash competitors put their Crew-built cars to the test through tracks including Quafftumbula Challenge, Motorkhana and many other events both motorsport and non-motorsport related. Teams must pre-register. For full details of entering Mudbash visit the website for specifications and requirements.

Contact - chair@mudbash.com

Visit - www.mudbash.com

Facebook - [Mudbash](#)

Mudbash Open Day – June

The Mudbash Open Day held on the Sunday, has become renowned as a great day of fun for Joeys, Cubs, Scouts and Venturers with loads of fun activities for all ages, which have included abseiling, rock-climbing, face-painting, archery and more. There is discount entry for any Scout member in uniform; show bags for the younger Sections are usually available too. There is no need to book but keep an eye on the website for open day details.

Contact - chair@mudbash.com

Visit - www.mudbash.com

Choose Your Own Adventure

Skiing On The Bogong High Plains (Bogong Rover Chalet) – June-September

Bogong Rover Chalet is situated on the southern slopes of the Bogong High Plains, approximately 11kms from Falls Creek and is open for 13 weeks through July, August and September during each winter season. It is available during the year and accommodates up to 35 Rovers and is a fully self-contained lodge.

Winter - The emphasis at Bogong is cross-country ski touring, although we also have our own rope tow and you can try snowboarding and snow shoeing. Included in the price is a full week of skiing or snowboarding, all food, accommodation, and a charter bus from Mt Beauty to Falls Creek, your only extra expenses are transport to Mt Beauty, ski hire, and some snacks. The final trip to the chalet is accomplished on skis, so you will need a moderate level of fitness to attend. Check out the half week.

Summer - the Chalet is also available during summer, and is increasingly seen as a non-winter venue, offering environmental education, hiking and mountain biking opportunities. We have very reasonable summer rates, which includes breakfast.

Contact - 0407 CHALET (242 538) or bookings@bogongroverchalet.org.au

Visit - www.bogongroverchalet.org.au

Facebook - [Bogong Rover Chalet](#)

Skiing At Baw Baw (The W.F. Waters Lodge) – June-September

A modern ski lodge in the midst of the Alpine Village and is used for midweek and weekend skiing. The season starts Queen's Birthday weekend and runs to the end of September. It has a 36 bed capacity and full facilities. It also has a completely set up area for day visitors to the mountain, which is separate from the main area of the lodge.

It is necessary to book early as the lodge is regularly booked out throughout the season. Application forms are available from the Booking Officer and are generally taken on a Crew basis. The fees per weekend are cheaper than elsewhere and include all food and accommodation. Midweek bookings are available (minimum of 10 people) but you need to take your own food.

Summer Bookings - During summer the lodge is available to all groups (min 10 people) within and outside Scouting. We encourage Rover Crews, Scout Groups, school groups, church groups, four-wheel driving clubs, cycling clubs and family groups. Access is by private car.

Contact - 0438 BAW BAW (0438 229 229) or bawbawbookings@scoutsvictoria.com.au

Visit - www.bawbawrovers.com

Facebook - [WF Waters Lodge](#)

Rover Scout Motorsport – (RSM)

The VRC Subcommittee that is responsible for all things Motorsport, is the largest CAMS-affiliated car club in Victoria, with every Rover and Rover Advisor in Victoria automatically a member, as well as Rovers from interstate and overseas, Leaders, Fellowship and members of Girl Guides Victoria who pay the annual membership fee. RSM runs a multi-round championship, the RSM

Championship Series, where points are earned across all RSM events through the year and the winning Crew is presented with the trophy at the annual Rover Dinner. Other RSM awards are the Official and Clubman of the Year. RSM also trains Rovers as CAMS Accredited Officials so that we can run our races.

Contact - motorsport@scoutsvictoria.com.au

Visit - www.vicrovers.com.au/rsm

Facebook - [Rover Scout Motorsport](#)

RSM Events

Border Bash is a joint event between the RSM Committees of the NSW, Victorian and the S.A. Rover Councils. Winter Challenge in an extra event in the RSM Championship Series and is organised directly by the RSM Committee. Victorian Rovers are also able to compete at events in New South Wales, Queensland, South Australia and Western Australia. Check www.vicrovers.com.au for event details.

Rover Dinner

This is a formal, uniformed celebratory dinner for Victorian Rovers where the annual Rover yearbook is launched and reports presented to the Chief Commissioner. The evening is the occasion on which W.F. Waters Rover Service Awards are presented to those who have given outstanding service to the Rover Section. Most other Rover awards are also presented on the night.

Visit - www.vicrovers.com.au/activities/rover-dinner

ALL SECTIONS

Scout Shows in Victoria

Shows can be experienced from June to October as hundreds of Victorian Scouts (and Guides) benefit from the training provided by Scout Shows - thousands of others enjoy the performances. Scout Shows are a small part of the overall youth program but offer a unique experience and training opportunities in an exciting environment. The shows develop confidence, teamwork, self-discipline, personal organisation, and lots more. They offer an outlet for the creativity of youth members and provide a tremendous public showcase for Scouting.

Choose Your Own Adventure

Albury Gang Show

June 12 and 13

Albury Entertainment Centre 525 Swift St,
Albury

info@alburygangshow.com.au

www.alburygangshow.com.au

Anne Moffat - Executive Director executivedirector@alburygangshow.com.au



Camberwell Showtime

August 7, 8, 9, 12, 13, 14 and 15

Hawthorn Arts Centre, 360 Burwood Rd,
Hawthorn

www.camberwellshowtime.com

Ian Royston - Producer
producer@camberwellshowtime.com



Melbourne Gang Show

June 19, 20, 21, 24, 25, 26 and 27

Besen Centre, 89 Station Street, Burwood

www.gangshow.org

Jon Willis - Producer
producer@gangshow.org



South Metro Showtime

August 21, 22, 23, 27, 28 and 29

Rivergum Performing Arts Centre 58-96 Fordham Rd,
Hampton Park

www.southmetroshowtime.org

Leanne Fraser - Producer
producer@southmetroshowtime.org



Strzelecki Showtime

October 9, 10, 16 and 17

Latrobe Performing Arts Centre, Little
Theatre - Grey Street, Traralgon

www.strzshowtime.com/registrations

Fiona Flanigan - Producer
producer@strzshowtime.com



Sunraysia Gang Show

July 3, 4, 5, 9, 10 and 11

Mildura Arts Centre, 199 Cureton Ave,
Mildura

www.sunraysiagangshow.org.au

Jarrod Searle - Producer
sunraysiagangshow@gmail.com



Whitehorse Showtime

July 31, August 1, 2, 5, 6, 7 and 8

The Whitehorse Centre, 397 Whitehorse
Road, Nunawading

www.whitehorseshowtime.org

Kieran Van Geyzel - Producer
producer@whitehorseshowtime.org



Guide and Scout Water Activities Centre

The Guide and Scout Water Activities Centre is situated on the foreshore at Sandringham Harbour. The Centre offers a variety of opportunities to experience water activities on Port Phillip Bay. It is equipped with a range of sailing dinghies, canoes, paddle-boards, and safety boats.

Excellent facilities are available for use by all members of Scouts and Guides and their families. There are regular Water Activities Days for fun and an Introduction to Water Activities, ranging from dinghy sailing, canoeing, paddle-boarding to beach activities, rotating around each activity every hour.

Water Activities Days allow a variety of programs for age five and upwards. All activities are dependent upon the weather, participant numbers and supervision from visiting Leaders. You can arrange a special activity day for Regions or Districts who would like to run a day themselves. Facilities are also available to host weekend events mixing water activities at the centre with other big smoke activities, especially if you are a rural or regional Group. Email to discuss your suggestions/requirements or watch monthly newsletters for updates.

All on water equipment is provided by the centre including boats, boards, paddles, PFDs (life jackets) etc. mobile radio communications and safety boats. First aid room, BBQ, kitchen facilities and sleeping accommodation are also available. Leader requirements will vary from program to program. However, in general, the centre will provide staff with the required training to operate the sailing and safety craft, while Groups using the centre must provide general supervision, assist with activities and a First Aid Officer.

Evening paddling, during warmer months, can be arranged depending upon Leader availability and weather. A BBQ meal of sausage, bread and soft drink can be provided at extra cost.

Bookings are essential and need a preferred minimum of 20 participants. Maximum is dependent on Leader assistance. Booking and further information regarding our activities program, costs or general enquiries regarding the centre send to - gswac.bookings@scoutsvictoria.com.au.

Parking fees will apply in the council car parks, this is the only parking available for participants or their transporting parents.

Water Activity Days - Guide and Scout Water Activities Centre

November to March, check Be Informed and Facebook.



Choose Your Own Adventure

Try Sailing - Pirate Cub Scouts

This will be a fun and safe sailing activity for Cub Scouts at the Guide and Scout Water Activity Centre who wish to come and try sailing - led by a band of pirate brigands who will be in port on a brief break from sailing the high seas. Rovers and Venturers are invited to be a part of the team.

Sunday March 1 and Saturday March 14.

Bookings - gswac.bookings@scoutsvictoria.com.au

Try Sailing Days/Sailing Regattas

BP Regatta - February organised by Sorrento Sea Scouts

Held in honour of Founder's Day, this is an opportunity to try or practice sailing or kayaking, or to compete in the regatta, on the beautiful waters of Port Phillip Bay, off Sorrento.

Information via Be Informed or contact Sorrento Scout Group - gl.sorrentoseascouts@scoutsvictoria.com.au

Gretel Regatta and Try Sailing Day -at Lake Karkarook, date to be advised, organised by 1st/14th Brighton

The Gretel Trophy is named in honour of the first Australian yacht to challenge in the America's Cup, in 1962. This event is an opportunity to try or practice sailing, or to compete for the coveted trophy.

Brass Monkey – Date and rural location to be advised, organised by the Sailing Team

Contact - state.sailing@scoutsvictoria.com.au

Brass Monkey is a try or practice sailing event as well as a competitive sailing regatta for the coveted Brass Monkey Cup.

Admiral Napier Cup – Date to be advised, organised by 1st Victorian Sea Scouts

This event has been conducted since the 1930s when Admiral Napier himself would come to present the Cup. Activities include try sailing for new or novice sailors, the competitive sailing regatta for the coveted cup, an Iron Scout competition, seapersonship competition and pull boat row race.

Geelong Ice Breaker – November at Indented Heads

This exciting water activities and boating weekend is filled with lots of fun activities, including: Try sailing, sailing regatta, canoeing, canoe marathon, Iron Scout competition, kayaking and sea kayaking.

Camp beside the Bay at Indented Head. Check it out on Facebook - [Scouts Paddle](#)

Santa Sail - December at Sugarloaf Reservoir, organised by the Sailing Team

Contact - state.sailing@scoutsvictoria.com.au

Try and practice sailing, with Santa making an appearance if we have all been very good this year!

Paddling

www.scoutsvictoriapaddleteam.com/home

Come and Try Canoeing - Sunday March 1 Lilydale Lake

Open to all Sections, this is a must do activity. Details available on website under Canoeing Activities or contact state.paddling@scoutsvictoria.com.au or events.canoeteam@gmail.com

Come and Try for Joey Scouts and Cub Scout Waterworld Aquatic Centre, Norlane, dates on the website.

Night Paddle – Saturday May 9

This annual Night Paddle on the Yarra is a must for all experienced canoeists - Scouts to Rovers and Leaders. Details available on website under Canoeing Activities or contact state.paddling@scoutsvictoria.com.au or events.canoeteam@gmail.com.

Ice Breaker Regatta - November, Geelong

A weekend of paddling fun, details www.scoutsvictoriapaddleteam.com/events

Christmas Tree Paddle - December

A night paddle in Geelong, details www.scoutsvictoriapaddleteam.com/events

Anzac Day - April 25

Each year, Groups are invited to attend events for Anzac Day, both locally and within the Melbourne CBD. For information on local events, please contact your local RSL. The main Anzac Day service is held on April 25 each year regardless of the day of the week.

The Melbourne CBD service is broken down into three separate events: the Dawn Service, the Commemorative March and the Commemoration Service. Participation within the Melbourne event is optional; however those participating are required to adhere to the requirements of uniform presentation, behaviour expectations and our safety framework. There are specific roles set aside for Venturers, Rovers and Leaders to volunteer for outside of the usual banner carrying.

Choose Your Own Adventure

Free public transport is available for all Scouts, Guides and ADF Cadets on the day as long as they are in the prescribed uniform. The event starts from 6am (Dawn Service) and concludes with the commemorative Service which begins by 12.30pm.

Groups or Sections wishing to use this for the 'Their Service, Our Heritage' must complete the appropriate number of requirements based on the Section (two for Joeys/Cubs, three for all others). Leaders must meet the requirements of their respective Section.

In order to allow for a proper record of members attending, it is a requirement of the event that all members register via the website. This includes all members who are participating as banner carriers, service personnel or onlookers. The Scout Admin team at Federation Square will be able to assist you on the day with most questions.

Further information regarding uniform, service roles and TSOH resources can be found by visiting <https://vsanzacday.sandmantech.com.au/> or contacting the team via email anzac@scoutsvictoria.com.au.

JOP (Jamboree on Pedals) - March 21-22

Jamboree on Pedals (JOP) is a new initiative from the Scout Cycling Team to encourage Scout Groups and Sections to get riding, held on the third full weekend of March. Groups register online, receive JOP badges and complete their own Jamboree on Pedals on the weekend, or at any stage during March. Registered Groups will also receive example programs and resources to help prepare for their adventure.

Contact - Scout Cycling Team cycling@scoutsvictoria.com.au



Mountain Bike Spectacular (GWS Anderson) – July

The four-hour mountain bike endurance race at GWS Anderson Scout Camp is the ultimate challenge for both experienced and less experienced riders. There is a limit of riders for this event and it is getting bigger and better every year, so you absolutely do not want to miss out!

Bookings are required, so keep an eye out in Be Informed for details.

Contact - campsite.gwsanderson@scoutsvictoria.com.au

Suburban Adventure Racing

Tuesday evenings during daylight savings, from October to March – eastern suburbs – 6pm-7pm. Suitable for all Sections and families.

Suburban Adventure Racing is based on the popular sports of Rogaining (which was created by Rovers) and street orienteering. It provides walking, jogging and navigational training to any Section, their parents, any other members of the family/public or other organisations that want to come along and join in.

Visit - www.street.orienteering.com.au

JOTA/JOTI - October 17-17

Jamboree On The Air (JOTA) and Jamboree On The Internet (JOTI) is an annual event in which around 500,000 Scouts and Guides from all over the world make contact with each other by means of amateur radio and the internet. Scouts – check out the Patrol Activity camps at Gilwell Park and Clifford Park.

Visit - www.sresu.asn.au/jota

Mafeking Amateur Radio Group

Mafeking Rover Park is the home of the Mafeking Amateur Radio Group - a brand new radio group focused on young people enjoying, learning, and using radios at the Park. The Group is supported by current Rovers and older members of Scouts Victoria, and is designed to give young people a hands on experience in learning all about amateur radio.

The group provide JOTA services for youth members to participate in both on site and on the air. Our call sign is VK3SCM, and further information on the group can be found at www.vk3scm.com.

Scuba and Snorkelling

Discover Scuba Dive is an opportunity to try out scuba diving in a controlled environment to see whether or not it meets personal expectations and might represent a challenge to be explored further.

A one and a half day snorkelling program has been developed, concentrating on safe preparation for and skills used in snorkelling, it involves both in and out of water skills.

Snorkelling days are a group event with half of the day discussing and exploring the intertidal area, and the rest snorkelling in groups experiencing the wonder of Victoria's very rich sea life.

Follow us on Facebook - [Scout Scuba](#)

Environment

Regent Honeyeater Weekend

Date to be advised via Be Informed and on website

Want to help conserve an endangered species or two? Learn some more about the world around you? Here is your chance!

Choose Your Own Adventure

The Regent Honeyeater Planting Weekend sees Scouts Victoria work with the Regent Honeyeater Project to re-establish native vegetation in key areas of the area near Benalla. This weekend is suitable for Venturers wishing to complete their VA Environment, as well as Scouts and Rovers.

Contact - sc.environment@scoutsvictoria.com.au

Science, Technology, Engineering And Maths (STEM)

Kieran Lim, State Leader STEM

The program has many activities related to science, technology, engineering, and maths (STEM), many of which already have their own specialist teams: navigation, pioneering construction with ropes and spars, radio, air activities, to name a few.

There are even more STEM-related activities that can enrich the program: engineering challenges to build houses from recycled materials for disaster relief; food science; forensic science. Games can also be part of STEM: Tetris and Tangrams are models for fitting strangely shaped camping equipment onto the trailer; Battleships evaluate different search strategies.

Do you want to run your own science night, or engineering night? Did you know that the State Q-Store has telescopes available for loan for you to run your own astronomy night? We can support your program through advice or assistance.

STEM and Innovation is one of the nine Special Interest Areas in the new program. We are currently developing and collating resources that will allow you to run STEM activities in your section. These resources are designed for adult and youth leaders, who do not have specialist STEM knowledge. These resources are also designed to use commonly available or low-cost equipment.

Are you a leader who is already running STEM activities in your own group? Please contact us if you are willing to help by sharing your ideas or giving advice to others.

Contact - stem@scoutsvictoria.com.au

Bee Experience

GWS Anderson Scout Park Officer

Join the fun and experience of having a look into a live, fully operational bee hive. See what 60,000 bees look like and learn about the history and life cycle of a colony of honey bees.

Dates will be published in Be Informed. Get a buzz out of Scouting!

Book now for a two hour information session for Joeys and Cubs or a two day badge course for Scouts. Dates are flexible and weather dependent.

Contact - beeexperience@scoutsvictoria.com.au

Heritage Centres

State Commissioner Heritage - sc.heritage@scoutsvictoria.com.au

Scout Heritage Victoria – A Scout Adventure Centre

The Scout Heritage Centre is open from February to November each year. Visits to the Adventure Centre are by appointment only. The Scout Heritage team work at the Heritage Centre each Monday, so Leaders are welcome to walk in off the street between the hours of 10am and 3pm. The Heritage Centre is also open to the general public on Mondays. Entry fee to the Scout Heritage Adventure Centre is \$5 per person, youth and adults. This also includes Leaders and parents.

Scout Heritage Victoria is extremely fortunate to have one of the best collections of Scouting memorabilia in Australia, if not worldwide. The recently completed and greatly improved Scout Heritage and Adventure Centre will showcase some of the finest Scouting memorabilia yet to be seen.

The Scout Heritage Centre has a wide range of interactive displays for both the youth members and Leaders to enjoy and to test their knowledge on their particular Section in Scouting. Scout Heritage Victoria has set up an extensive range of noteworthy and attention-grabbing activities that you can build into your programs. To arrange a visit, all you need to do is register an enquiry on the [Scout Heritage website](#).

Scout Heritage Open Day - May 17

Leaders, parents and friends are invited to attend the open day at Scout Heritage Victoria, at 62A Mackie Road, Bentleigh East, from 11am to 4pm. This provides a great opportunity for you to visit the centre, to view the new displays and arrange for your youth Section visit. Light refreshments will be served during the day.

The open day enables adults with an opportunity to catch up with our dedicated and hard working team. Also, talk to the team members to find out how you can help with the preservation of our Scouting archives.

For further information, or to accept our open day invitation please email scout.heritage@scoutsvictoria.com.au

Geelong Scout Heritage Centre

The Geelong Scout Heritage Centre is located at 56 Russell Street, Newtown.

They are open on the third Sunday of each month from 10am to 3pm excluding January and September. Other times can be arranged by making a booking. To do this please call 0419 591 432. A gold coin donation is appreciated on entry. If you would like to contact the centre by mail please send to PO Box 727, Geelong 3220. Follow us on Facebook – [Geelong Scout Heritage Centre](#).

Pax Hill Heritage Centre, Ballarat

Pax Hill Campsite, Corner Fussell and Spencer Street, Ballarat, 3350. Bookings through the Camp Manager, on 5331 4956 or email info@paxhill.com.au

Radio Broadcasts

Scouting Around

Inner FM 96.5 'Scouting Around' (Thursdays 6pm to 7pm) - the longest continuous running Scout Radio show in the world! Ideas and program content are welcome.

Contact - Peter Duckworth at scoutingaround@scoutsvictoria.com.au

The Scout Show

The Scout Show on Southern FM 88.3 (every month) - All the latest scouting news from across Victoria and Australia.

Listen to the podcast on Spotify, Apple Podcasts and Google Podcasts, just search 'The Scout Show'. Subscribe to get the latest episodes.

Got a great idea for a segment on The Scout Show? Contact - scoutshow@scoutsvictoria.com.au



Special Duties

Michael Baden-Powell, State Commissioner - Special Duties, sc.specialduties@scoutsvictoria.com.au

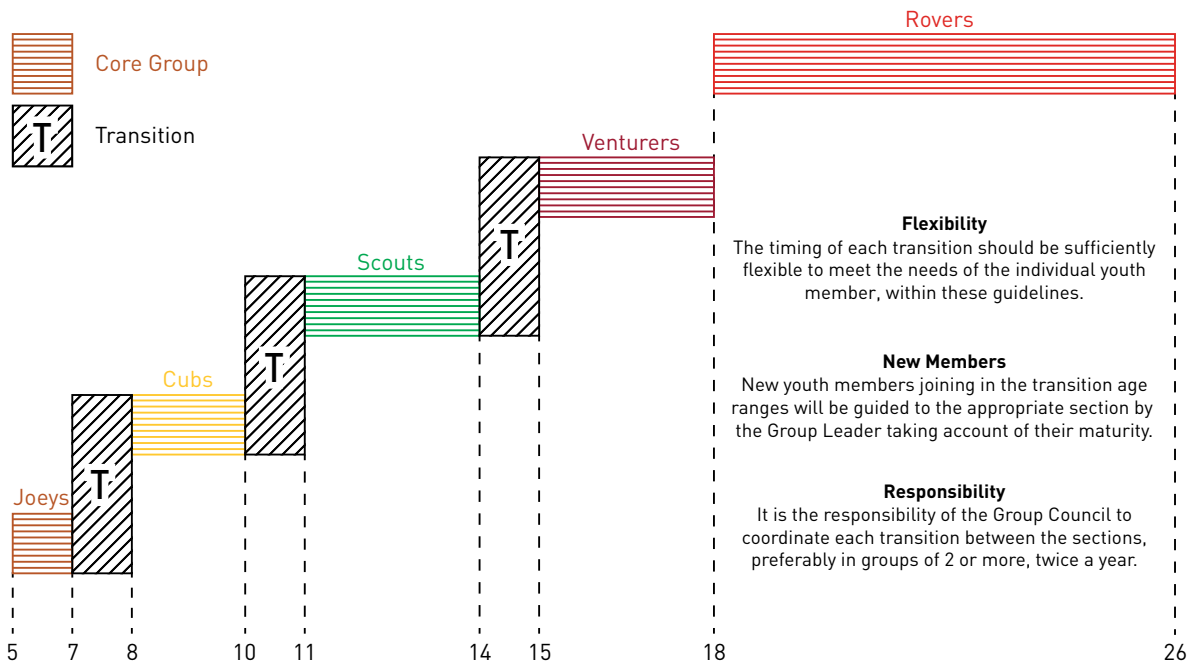
To promote and support members of Scouting and Guiding nationally and internationally. Pleased to visit - initial contact essential (to check availability), with a confirmation letter giving event details and contacts.

Youth Program

Age Ranges

- The chart below sets out the age ranges for each of the youth Sections.
- These age ranges take into account the physical, emotional, intellectual and social maturity of each individual with flexible ages of transition
- It is the responsibility of the Group Council to co-ordinate the transition of each youth member between the Sections. It is preferable, but not mandatory, to arrange transitions (going up) in groups of two or more, twice a year. In exceptional circumstances relating to the development of the young person, young people may stay in the Section for longer times. The Group Council is to be involved in this decision.

Scouting - A 21 year experience, from 5th to 26th birthdays



Age Ranges "Short Form"

The age range chart above (in the extended format) provides a guide for the transition of youth between Sections. The following 'short form' provides the agreed ranges for use on brochures, flyers and banners, as it is more easily understood by the general public as a simple guide to the youth Sections.

- Joey Scouts 5-7 years
- Cub Scouts 8-10 years
- Scouts 11-14 years
- Venturers 15-17 years
- Rovers 18-25 years

Relevant Extracts from Scouts Australia Policy and Rules:

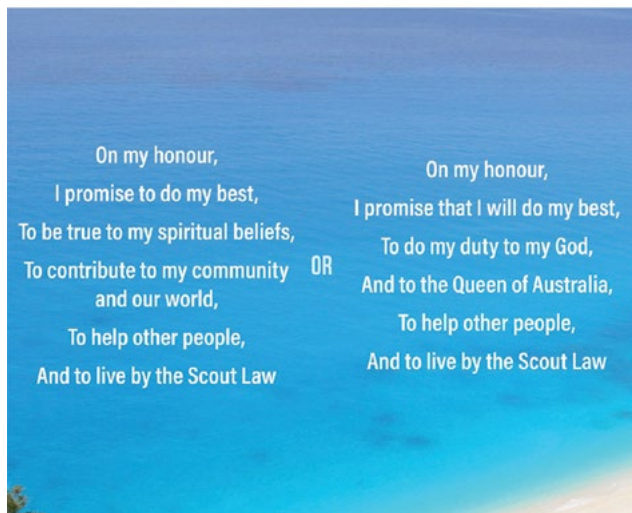
- The principal accountability of a Scout Group is to deliver the Scout Program to young people of the community in accordance with the Purpose, Principles and Method of the Scout Association. (APandR: P4.4 Scout Group).
- The Scout Group is the Scout Movement operating in the local community. The Scout Group provides opportunities for young people to participate in an educational and recreational youth program, which offers progressive training in accordance with age and stage of development of members. (APandR: R4.2 Method).
- A complete Group consists of a Joey Scout Mob, a Cub Scout Pack, a Scout Troop, a Venturer Unit and a Rover Crew but may at any time consist of one or more Sections. A Group may have multiple Sections of the one type. (APandR: R4.3(2)).
- The Group Leader ensures that each Section is adequately staffed by trained, competent and committed Leaders. (APandR: R4.4.1)

APandR: P2 Duty of Care

1. The authorised person in charge of an activity shall exercise the Duty of Care on behalf of Scouts Australia and parents or guardians.
2. Leaders planning an activity for which they do not have the prescribed qualifications to enable them to exercise the responsibilities of the authorised person in charge, shall obtain an appropriately qualified person to conduct the activity. That person shall conduct the activity to the requirements of Scouts Australia and shall be the authorised person in charge of the activity.

Promise and Law

AUSTRALIAN SCOUT PROMISE



AUSTRALIAN SCOUT LAW



Scout Method

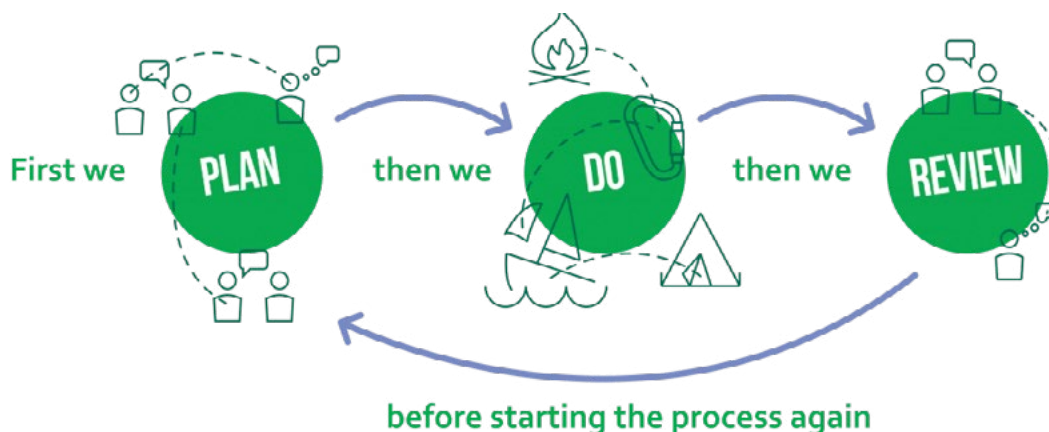
In August 2017 the Scout Method was updated in Australian Policy and Rules August 2017 and is contained in Preamble 8. The Scout Association of Australia achieves its purpose through a system of progressive self-education, known as the Scout Method, the principal elements of which are:

1. Community Involvement
2. Learning by Doing
3. Nature and the Outdoors
4. Patrol System
5. Personal Progression
6. Promise and Law
7. Symbolic Framework
8. Youth Leading, Adult Supporting

Plan, Do, Review

All Sections should be using Plan > Do > Review

Further information can be found at www.scouts.com.au/blog/2018/02/01/plan-do-review/



Youth Program

Program

Support Team

The team meets monthly, comprising of State Commissioners for each youth Section; a State Youth Council representative; Victorian Rover Council representative; the State Commissioners Diversity and Inclusion, Adventurous Activities, Major Events, Performing Arts, International and Environment; and the Assistant Chief Commissioners - Program. The purpose of this Council is to maintain communication and relationships between all youth Sections, adventurous and other activities; and develop cross program initiatives.

Program planning templates

A trilogy of program planning templates has been developed to assist Section Leaders to provide challenging and balanced programs. The three documents (three for each of five Sections) will assist annual planning, term/weekly plans, and an end of term review. These resources and program ideas may be accessed from resources on Scout Central.

Scouts in Action Month

This program provides great program resources for all Sections - material at www.scoutsinactionmonth.com.

Messengers of Peace

Scouts around the world have logged one billion service hours! Is your service logged too? These hours, small and large, registered on the World Scouting Messengers of Peace map by all youth members are local community, environmental and capacity-building projects through the Messengers of Peace Program.

Scouts are already doing great things in their community. Through good turns and community service, Scouts are making the world a better place and spreading a culture of peace. The Messengers of Peace program aims to highlight this work by supporting Scouts' community service and encouraging Scouts to share their actions with others to help build a global network of service. If a Scout does a service action and shares it with others, they can earn a Messengers of Peace badge. The main goal is to inspire Scouts to continue their community service or to join efforts with other Scouts from around the globe.



You can earn the Messengers of Peace badge in four steps:

1. Inspire: Explore and research about local problems, people in action and good practices.
2. Learn and decide: Identify your motivation and talents. Choose a field of action. Select useful knowledge, skills and ideas to apply.
3. Do: Plan your actions, execute, monitor, evaluate and report.
4. Share: Share what you did, your experiences, outcomes and learnt lessons.
5. Review and start planning your next project and sign off in your Award Scheme

Log in to Scout Central from www.scoutsvictoria.com.au for the Messengers of Peace Guidelines for all Sections.

We hope you will enjoy your personal journey as much as we do, and we hope you will find this guideline useful in your personal progression as a Scout, active citizen and Messenger of Peace.

Breaking The Cycle – Bullying is not part of Scouting.

Scouts Australia is in partnership with the Alannah and Madeline Foundation for the Bullying-Breaking the Cycle Project which commenced in 2014 and it is grateful for funding provided through the WOSM, Messengers of Peace initiative via the Asia Pacific Forum. The Facebook page Breaking the Cycle - Bullying, it's not part of Scouting is updated regularly and carries messages and videos suitable for use with youth.

This new facet of the youth program was approved by National Operations Committee in June 2016 and it is now a part of the Award scheme in all Sections. Details can be obtained at www.breakingthecycle.scouts.com.au and details are in the youth Record Books. Section resource booklets can be downloaded from the website.



Youth Program



Our Program 2020

John Kerr, State Commissioner - New Program Implementation, john.kerr@scoutsvictoria.com.au

Photos, lots of photos were uploaded through 2019 showing youth members running programs and activities that demonstrate their understanding of the 2019 focus, programming in the four challenge areas. Our program page on the Scouts Victoria web site remains our central point of knowledge for the program and the annual focus points in Victoria. This is the place to go for all our program resources, frequently asked questions and program ideas.

In February 2020 we release our new focus point, recording Participations, Assists and Leads of our youth members in their programs, their activities or even at a major event like Scouts, Venturers and Rovers running activities at Cuboree X.

At the end of our 2019 training and program update workshops we asked everyone if they were confident with the journey so far, are you ready? The majority said 'of course, what's next? Well done to all.

We suggest each section starts recording Participations, Assists and Leads by easing in, one patrol at a time. We will leave this process to you, the Leaders and youth to work out what way works best. Our charts include a description of the quantity required and from which challenge areas. There must be a prescribed number from each of the four Challenge Areas. To help record, we will make charts available that can be completed by your youth members. Later in the year we hope to have a smartphone app that will help us to record Participations, Assists and Leads.

All of Victoria continues to grow together.

Stay up to date, check our answers to frequently asked questions and see our full roll out timeline by visiting our web page via the '[Our Program](#)' button on the Scouts Victoria web site.

Youth Program

Youth

Scouts Victoria seeks to be a program that is led by young people and supported by adults.

Youth Leading, Adult Supporting

Scouts Victoria's youth leading, adult supporting structures are evolving. Keep an eye out for more information on how you – or any youth members you support – can get involved.

Youth Led Teams

Many events, committees and councils have adopted a youth led framework. These include – but are not limited to:

- State Scout Council Youth Members (see Youth Program – Scouts for more information).
- State Youth Venturer Council (see Youth Program – Venturers for more information).
- Diversity and Inclusion support teams, such as the Pride March event management team (contact sc.diversity@scoutsvictoria.com.au for more information).
- Events such as Cuboree, Stradbroke Cup and Vic Gathering (contact individual events, and if they don't already have a structure in place, ask if you can help them).

If you would like support in expanding the youth involvement in your team, contact acc.youth@scoutsvictoria.com.au.

Refer to '[How can our youth members lead?](#)' in the FAQs of the [Our Program](#) page of our website.

Plan> Do> Review

As part of developing youth leadership in Scouting, we want all of our members to be using the tool Plan > Do > Review (P>D>R). This means that you PLAN an activity, DO an activity, and then REVIEW the activity, so that when you start planning again for next time, you can do it even better.

For more resources on P>D>R, please see www.scouts.com.au/blog/2018/02/01/plan-do-review/.

You + Lead

You + Lead is the premier personal and leadership development program available to older Scouts, Venturers, and Rovers across Australia. Participation in the program consists of one state-based course (YOU), and then, should a participant wish to continue with the program, an application to attend the week-long nationally-run LEAD course. The LEAD course is only open to a select number of individuals each year.

For more information, please see www.scouts.com.au/blog/2019/02/27/you-lead-2019/. Further details will also be publicised through Victorian channels throughout the year, including application dates.

Youth Program



Joey Scout Section

Sue Humber, State Commissioner - Joey Scouts

The Joey Scout Section is a training Section that provides an educational program in a Scouting and FUN atmosphere.

- To develop a sense of sharing.
- To develop a sense of personal identity through exploration of surroundings and nature.
- To develop a sense of belonging.
- To develop a spiritual awareness.
- To develop a sense of responsibility for one's self and one's actions.

State Joey Scout Council

State Commissioner Joey Scouts	Sue Humber	sc.joey@scoutsvictoria.com.au
Assistant State Commissioner Joey Scouts	Vicki Sykes	asc.joey@scoutsvictoria.com.au
Joey Scout Commissioner Bays	Belinda Johnson	joey.comm.bays@scoutsvictoria.com.au
Joey Scout Commissioner Geelong	c/o State Commissioner	joey.comm.geelong@scoutsvictoria.com.au
Joey Scout Commissioner Gippsland	c/o State Commissioner	joey.comm.gippsland@scoutsvictoria.com.au
Joey Scout Commissioner Lerderderg	c/o State Commissioner	joey.comm.lerderderg@scoutsvictoria.com.au
Joey Scout Commissioner Loddon-Mallee	c/o State Commissioner	joey.comm.loddonmallee@scoutsvictoria.com.au
Joey Scout Commissioner Melbourne		joey.comm.melbourne@scoutsvictoria.com.au
Joey Scout Commissioner Mt Dandenong	Ann Naughtin	joey.comm.mtdandenong@scoutsvictoria.com.au
Joey Scout Commissioner Northern	c/o Alison Woodhead	joey.comm.northern@scoutsvictoria.com.au
Joey Scout Commissioner Plenty Valley	Alison Woodhead	joey.comm.plentyvalley@scoutsvictoria.com.au
Joey Scout Commissioner Western	c/o Alison Woodhead	joey.comm.western@scoutsvictoria.com.au
Joey Scout Commissioner West Coast	c/o State Commissioner	joey.comm.westcoast@scoutsvictoria.com.au
State Leader Program Support Specialist Joey Scouts	Elenore Turner	joeyprogramsupport@scoutsvictoria.com.au
Training Team – LT Joey Scouts	Rosemary Redgrave	rosemary.redgrave@scoutsvictoria.com.au
Training Team – ALT Joey Scouts	Andy Butt	andrew.butt@scoutsvictoria.com.au
Training Team – ALT Joey Scouts	Judith Niven	judith.niven@scoutsvictoria.com.au
Training Team – ALT Joey Scouts	Troy Kenward	troy.kenward@scoutsvictoria.com.au

Leader Ratio

The ratio of adults to Joey Scouts shall be one adult to five children. The use of Adult Helpers and Youth Helpers is encouraged. Ratios for all other activities should be covered in the Risk Management Plan submitted to the Group Leader which will depend on the particular activity and youth members involved. For further guidance contact your Joey Scout Commissioner (APandR: R5.4.2).

Note: An adult is defined as a person at least 18 years old.

Joey Scout Leaders Conference - November

An opportunity to explore new ideas, details of this event will be available from your District, Region and State Council Leaders and on the Scouts Victoria website.

Parent Roster

The use of the Parent Roster in the Joey Scout Section is essential; there are great benefits to be gained from incorporating parents, care givers, grandparents or a family representative – minimum age of 15 years, into the weekly Mob meeting.

- The family representative rostered on is there to assist and support the Leadership Team
- They are not to be in charge of Joey Scouts

Four Badges for Joey Scouts

Gained by participation - Environment Challenge; Care and Share; Buddy and Adventure Challenge. Requirements for all challenges can be found on the Badges and Awards page of the Joey Scout section of our website.

Youth Program

The Joey Scout Promise Challenge

The Promise Challenge is the top award for a Joey Scout which is designed to challenge the individual Joey Scout. The challenge is worked on individually by the Joey Scout with assistance if required by the Joey Scout Leader. The Promise Challenge is not to be incorporated into the Mob program.

The challenge is approved by the Joey Scout Leader and the application form forwarded to youthawards@scoutsvictoria.com.au to be recorded. The badge and certificate will be sent to the Joey Scout Leader for presentation to the Joey Scout.



The aim of this challenge is to extend Joey Scouts to gain a greater understanding of the Promise and Law and to learn about our founder, Lord Robert Baden-Powell and the history of Scouting. The challenge is to be completed by the Joey Scout, before their eighth birthday and before investiture as a Cub Scout.

State recognition days are held twice a year to congratulate the Joey Scouts on their fine achievement; May 20 and October 21.

Try Cub Scouts Badge

The Try Cub Scout Badge is available for all Joey Scouts to encourage them to link to the Cub Scout Section. The requirements for the Try Cub Badge are for the Joey Scouts to attend and participate in a Cub Scout activity and learn the theme of the Cub Scout Section. The badge is worn on the right shoulder of the Joey Scout uniform and is available from the State Cub Scout Commissioner.

Wandarrah

A monthly meeting held by a District Joey Scout Leader and Region Joey Scout Commissioner.

- To ensure quality programming and learning from others.
- Incorporates a training element.
- Networking with other Joey Scout Leaders.
- Requirement as part of the Joey Scout Leader's role.

MC4 – Mob Council Four

Informal meeting for all members held four times per term.

- What they would like to do at Joey Scouts (PLAN).
- Empowering Joey Scouts to have a say and taking charge of a game or activity that they select (DO).
- Discussion on what the Joey Scouts have done in the past term (REVIEW).

Joey Scout - Want To Go Camping?

Step 1: Read the following policy.

Step 2: You cannot be the Leader in Charge until you have assisted and been involved in planning a camp before, so have a Cub Scout Leader or Scout Leader assist you as the Leader in Charge for the first time, or combine with Scouts for the first camp!

Step 3: PLAN - like a sleepover program and go for it!

Scouts Victoria Guidelines

Mob holidays, camping under canvas, sleepovers, exchange and inter-state visits

To be read with AP and R, P2.1 and P2.2 - Duty of Care, authorised person in charge, R12.8 Provisions for male and female members. In keeping with general rules relating to overnight camps and hikes in the Scout Association, Joey Scouts may participate in camps under canvas and/or Mob Holidays using dormitory accommodation.

1. Authority

The Group Leader (or the nominated Leader in Charge of the Group) has the authority to approve overnight activities for the Joey Scout Section subject to the following requirements:

- Be satisfied that the Joey Scout Leader in Charge of the specified above activity has the required Scouting qualifications – refer 3) below.
- The Joey Scout Leader in Charge of the activity will submit all documentation e.g. program, catering arrangements, staffing, and Scout Safe risk assessment to the Group Leader four weeks in advance of the activity and updated when changes occur.
- For interstate travel the Group Leader will ensure that the appropriate Interstate Travel Approval form is completed and passed to Membership Support at Victorian Scout Centre for local approval and forwarding to the host state.
- In the event that a Group Leader is unsure about Mob Holidays, Camps or other activity then assistance may be gained from the District Leader Joey Scouts or Joey Scout Commissioner for the Region.
- District Joey Scout Leaders have the responsibility of ensuring that Joey Scout Leaders are provided with the support and adequate resources required for the running of Mob Holidays and Camps effectively.

2. Youth members attending:

- Must be registered members of the Scout Association.


Youth Program

- New Joey Scouts attending a Mob Holiday to be invested as a Joey Scout must be registered prior to attending the Mob Holiday.
3. The Leader in Charge of the Mob Holiday, Camp, Sleepover, Exchange or Interstate visit shall hold the following qualifications:
 - Be the holder of a current Certificate of Adult Leadership in the Joey Scout Section.
 - Have assisted on and been involved in the planning of at least one other Mob Holiday, Camp or Sleepover as appropriate for the planned activity.
 - When a Joey Scout Leader has not been had the opportunity to assist on a Mob Holiday or camping under canvas, the Leader in Charge must be a Cub Scout Leader or Scout Leader (Woodbadge/Advanced Leadership Certificate).
 4. The team shall consist of the following:
 - At least two Leaders who have held a Certificate of Adult Leadership in the Joey Scout Section who must be present at all times (one of these may be the Leader in Charge).
 - There must be at least one adult for every five Joey Scouts present.
 - A designated First Aider with current Level 2 First Aid certificate. The First Aider shall have no duties that would prevent them from being with the Joey Scouts at every activity.
 - Any adult other than registered Leaders who is staying overnight must be registered with the Association as an Adult Helper or Group Rostered Parent and hold a current Working With Children Check Card before attending the Mob Holiday. Refer Mandatory Training. Refer definitions for parental involvement under Personnel – adult appointments
 5. The Mob Holiday or Camp or Sleepover will be equipped as follows:
 - Sufficient sleeping bags or blankets shall be provided to enable each Joey Scout to make a separate bed.
 - Separate accommodation, tents, or suitably partitioned dormitories are required for boys, girls, male and female adult Leaders.
 - Adequate toilets and showers shall be available adjacent or close to sleeping accommodation. The only exception is where the camp is situated in a national park where the authority responsible for ongoing management of the park manages disposal of human and washing wastes. It is expected that 'Minimal Impact' and good camping principles will be observed.
 6. Restrictions and prohibitions relating to lighting of fires, especially out of doors, to be strictly observed.
 7. A Sleepover is to be of one night's duration sleeping inside your own hall and should not exceed 24 hours of total activity time. If the sleep-over is to be in another location, then Mob Holiday rules will apply.
 8. Exchange Visits
 - A copy of the all arrangements including transport and staffing for an exchange visit is to be sent to the District.
 - Commissioner and Group Leader of each District/Group involved.
 9. Interstate/Overseas Travel
 - Mobs proposing to travel outside Victoria shall make prior application for approval (you can find 'Interstate Travel' Approval form on the Scouts Victoria website). The State Commissioner Joey Scouts approves the application and all arrangements including travel and staffing are to be included. Overseas travel needs to be discussed with State Commissioner – International as well as State Commissioner – Joey Scouts.

District and Region activities and Group camps

Joey Scouts may participate in District and Region Mob Holidays and Camps under Canvas in accordance with the same rules as for Joey Scout Mobs. The District or Region Commissioner shall give approval for these activities. In the case of a Group Camp, the Group Leader must ensure that the Mob Holiday Rules are enforced for any Joey Scouts attending. This is to ensure measures protecting the health, safety and wellbeing of the Joey Scouts are observed.

Youth Program



Cub Scout Section

Elizabeth Thomson, State Commissioner - Cub Scouts

State Cub Scout Council

State Commissioner Cub Scouts	Elizabeth Thomson	sc.cubs@scoutsvictoria.com.au
Assistant State Commissioner Cub Scouts	Nicki Coffey	asc.cubs@scoutsvictoria.com.au
Cub Scout Commissioner Bays	Wayne Hicks	cubs.comm.bays@scoutsvictoria.com.au
Cub Scout Commissioner Geelong	Christine Mooney	cubs.comm.geelong@scoutsvictoria.com.au
Cub Scout Commissioner Gippsland	c/o Elizabeth Thomson	cubs.comm.gippsland@scoutsvictoria.com.au
Cub Scout Commissioner Lerderderg	c/o Elizabeth Thomson	cubs.comm.lerderderg@scoutsvictoria.com.au
Cub Scout Commissioner Loddon-Mallee	c/o Elizabeth Thomson	cubs.comm.loddonmallee@scoutsvictoria.com.au
Cub Scout Commissioner Melbourne	Murray Taylor	cubs.comm.melbourne@scoutsvictoria.com.au
Cub Scout Commissioner Mt Dandenong	Bob Browne	cubs.comm.mtdandenong@scoutsvictoria.com.au
Cub Scout Commissioner Northern	Jo McIntyre	cubs.comm.northern@scoutsvictoria.com.au
Cub Scout Commissioner Plenty Valley	Sharon Noyle	cubs.comm.plentyvalley@scoutsvictoria.com.au
Cub Scout Commissioner Western	c/o Murray Taylor	cubs.comm.western@scoutsvictoria.com.au
Cub Scout Commissioner West Coast	c/o Elizabeth Thomson	cubs.comm.westcoast@scoutsvictoria.com.au
State Leader, Program Support Specialist	Louise Ciddor	cubprogramsupport@scoutsvictoria.com.au
State Leader, Program Support Specialist	Michael Wong	cubprogramsupport@scoutsvictoria.com.au

Travelling Brain Box

Running short of program ideas, need help with a theme, just need someone to bounce ideas off. Then you should contact our Cub Scout Program Specialists, Louise Ciddor and Michael Wong. They are both State Leaders as Program Support Specialists for the Cub Scout Section. This team exists to support Cub Scout Leaders and District Cub Scout Leaders with program and program delivery.

They are also available to run a program session at Seonee.

Contact Louise and Michael via email cubprogramsupport@scoutsvictoria.com.au

Pack Holidays, Camping Under Canvas, Sleepovers, Exchange and Inter-State Visits

To be read with AP and R, P2.1 and P2.2 - Duty of Care, authorised person in charge, R12.8 Provisions for Male and Female Members. In keeping with general rules relating to overnight camps and hikes in the Scout Association, Cub Scouts may participate in camps under canvas and/or Pack Holidays using dormitory accommodation.

Pack Holidays

1. Authority

The Group Leader (or the nominated Leader in Charge of the Group) has the authority to approve overnight activities for the Cub Scout Section subject to the following requirements:

- Be satisfied that the Cub Scout Leader In Charge of the specified above activity has the required Scouting qualifications – refer 3 below.
- The Cub Scout Leader In Charge of the activity will submit all documentation e.g. program, catering arrangements, staffing, contact numbers and Scout Safe risk assessment to the Group Leader well in advance of the activity.
- For interstate travel the Group Leader will ensure that the appropriate Interstate Travel Approval form is completed and passed to Membership Support at Victorian Scout Centre for local approval and forwarding to the host state.
- In the event that a Group Leader is unsure about Pack Holidays, Camps or other activity then assistance may be gained from the District Leader Cub Scouts or Cub Scout Commissioner for the Region.
- District Cub Scout Leaders have the responsibility of ensuring that Cub Scout Leaders are provided with the support and adequate resources required for the running of Pack Holidays and Camps effectively.

2. Youth members attending:

- Must be registered members of the Scout Association.
- New Chums attending a Pack Holiday to be invested as a Cub Scout must be registered prior to attending the Pack Holiday.

Youth Program

3. The Leader In Charge of the Pack Holiday, Camp, Exchange or Interstate visit shall hold the following qualifications:
 - Be the holder of a current Certificate of Adult Leadership in the Cub Scout Section.
 - Have assisted on and been involved in the planning of at least one other Pack Holiday, Camp or as appropriate for the planned activity.
4. The team shall consist of the following:
 - One Leader in Charge who holds a current Certificate of Adult Leadership in the Cub Section and at least one other Leader who has held a Certificate of Adult Leadership in the Cub Section who must be present at all times.
 - There must be at least one adult for every six Cub Scouts present.
 - A designated First Aider with current Level 2 First Aid certificate. The First Aider shall have no duties that would prevent him or her from being with the Cub Scouts at every activity.
 - Any adult other than registered Leaders who is staying overnight must be registered with the Association as an Adult Helper or Group Rostered Parent and hold a current Working With Children Check Card before attending the Pack Holiday. Refer Mandatory Training and refer definitions for parental involvement under Personnel – adult appointments.
5. The Pack Holiday or Camp will be equipped as follows:
 - Sufficient sleeping bags or blankets shall be provided to enable each Cub Scout to make a separate bed.
 - Girls and boys are to be accommodated separately. Refer PandR. R12.8.3.
 - Adults and youth must sleep in separate cabins or tents. Refer PandR R12.8.3.
 - Adequate toilets and showers shall be available adjacent or close to sleeping accommodation. The only exception is where the camp is situated in a national park where the authority responsible for ongoing management of the park manages disposal of human and washing wastes. It is expected that 'Minimal Impact' and good camping principles will be observed - see Environment section.
6. Restrictions and prohibitions relating to lighting of fires, especially out of doors, to be strictly observed.

Sleepover

- A sleepover is to be of one night's duration sleeping inside your own hall and should not exceed 24 hours of total activity time.
- If the sleepover is to be in another location, then Pack Holiday rules will apply.
- Youth members attending sleepovers must be registered members of the Scout Association. New Chums attending a Sleepover to be invested must be registered prior to attending.
- The Leader in Charge of the Sleepover shall hold a Certificate of Adult Leadership in the Cub Scout section.
- At least one adult for every six Cub Scouts shall be present.
- Any adult other than registered Leaders who is staying overnight must be registered with the Association as an Adult Helper or Group Rostered Parent and hold a current Working With Children Check Card before attending the Sleepover. Refer definitions for parental involvement under Personnel – adult appointments.

Exchange Visits

A copy of the all arrangements including transport and staffing for an exchange visit is to be sent to the District Commissioner and Group Leader of each District/Group involved.

Interstate/Overseas Travel

Packs proposing to travel outside Victoria shall make prior application for approval - see Interstate Travel Approval form. The State Commissioner Cub Scouts approves the application and all arrangements including travel and staffing are to be included. Overseas travel needs to be discussed with State Commissioner International as well as State Commissioner Cub Scouts.

District And Region Activities And Group Camps

Cub Scouts may participate in District and Region Pack Holidays and Camps under Canvas in accordance with the same rules as for Cub Scout Packs. The District or Region Commissioner shall give approval for these activities. In the case of a Group Camp, the Group Leader must ensure that the Pack Holiday Rules are enforced for any Cub Scouts attending. This is to ensure measures protecting the health, safety and wellbeing of the Cub Scouts are observed.

Pack Holiday Centres

Scout campsites as listed in the Campsites section of this book have facilities suitable for Pack Holidays. These include Cub Scout age activities, comfortable dormitories, separate Leader accommodation and a suitable kitchen. It is imperative that a Cub Scout Leader responsible for leading a Pack Holiday visits the proposed facilities before deciding on a suitable venue. Upon determining the suitability of a camp for Cub Scouts it is the Cub Scout Leader's decision whether to proceed. The following list may change from time to time. Please check the online version of this book when choosing a venue.

Youth Program

- Bay Park – Mt Martha
- Bell Park – Nyora
- Brucknell – Timboon
- Camp Niall – Moorooduc South
- Camp Warringal – Whittlesea Nth
- Caringal – Tyers Junction near Erica
- Clifford Park – Wonga Park
- Eumeralla – Anglesea
- Gilwell – EMD Centre, Spring Lodge, Switzer Lodge – Gembrook
- Pax Hill – Ballarat
- Rowallan Recreation/Advent. Camp – Riddells Creek
- Treetops – Riddells Creek

Bring a Friend Badge

Bring a Friend to your Cub Pack night and you can earn the Bring a Friend Badge.

You might even want to organise a Bring a Friend night and have several new members all attend on the same night. Then you can make a fun night out of it and grow your Group as well.

How to earn:

- To be awarded to a youth member who brings a friend (not a current member) to at least three meetings/activities during which they (and their Leaders) teach the friend a simple Scouting skill from that section and the friend learns something about the next Section, which could simply be who they are, what they do etc.
- The friend does not have to join Scouting for the youth member to earn the badge. We rely on our program being exciting enough to encourage them to join.

Placement on uniform:

- The badge is to be placed on the bottom of the left sleeve, above the Link Badge(s).
- It should be removed when the youth member moves to the next Section.

What about additional friends?

- A youth member may earn additional badges, if they 'bring more friends', but only one badge may be worn – additional badges can be used on blankets etc.

Camp Out Badge

This badge can be earned by all Cub Scouts at any time and is also a pre-requisite for Cuboree. The intention of the Camp Out Badge is for Cub Scouts and their Leaders to gain experience camping under canvas in a bush setting. The requirements for the Camp Out Badge are:

1. During a holiday period, the Cub Scout should pack a bag for four days/nights duration. The Cub Scout is to use only that gear over the four days and will also wash and dry their own crockery and cutlery during that period. The Cub Scout is to be aware of the need for good hygiene, storing and packing clothes away correctly and wearing appropriate clothing for activities.
2. Camp out at home either in the backyard or on the floor in a sleeping bag and learn to use their torch to get to the bathroom etc. in the dark.
3. Attend two sleepovers or the equivalent experience from additional Pack Holidays.
4. Attend a Pack Holiday under canvas of two night's duration where Cub Scouts are involved in cooking a meal.
5. The Cub Scout is to demonstrate that they can erect, dismantle and pack up a tent as a team with other Cub Scouts.
6. The Cub Scout is to convey to the Cub Scout Leader that he/she is aware of the need for everyone to practice good hygiene, including eating healthy food, drink lots of water and report any illnesses or injuries, whilst on pack holidays/camps.

1. and 2. are to be signed off by the parent/guardian. The parent/guardian will then be aware that Cub Scouts need to be prepared for overnight camps and especially Cuborees. The badge may be worn on the uniform with other specialist badges that are worn on the right sleeve. Cub Scout Leaders will approve the badge. The badge is available from the Victorian Scout Centre and there is no charge for Camp Out Badges. The badge is available from the either your Cub Scout Commissioner – Region or the State Commissioner Cub Scouts and there is no charge for Camp Out Badges.

State Cub Commissioner Challenge

This is a challenge for all members of the Pack and it all starts at Pack Council. The Challenges will change each year as does the edging colour of the badge.

All the details are found on the State Cub Commissioner Challenge page in the Cub Scout section of our website.

This is all about the Cub Scout – planning, organising, managing and reviewing their activities for the Pack. In Scouting we call this Plan>Do>Review.

Let the State Commissioner for Cub Scouts know that your Cub Scout Pack is taking up the challenge via sc.cubs@scoutsvictoria.com.au. Have fun with the challenge, be adventurous, be creative and make it your own.

Once completed send an email to sc.cubs@scoutsvictoria.com.au and describe in bullet points the review of the activities by the Cub Scouts. Advise the number of current Cub Scouts in your Pack and the name and address of the Cub Scout Leader or the nominated Cub Scout who is to receive the badges and certificate on behalf of the Pack. The 2020 Cub Scout Commissioner Challenge badges will then be sent out to your Pack. The badge is to be worn on the right sleeve of the uniform with the Specialist Badges.

Youth Program

Camper Award

The Camper Award Badge depicts the total number of nights spent camping under canvas while on approved Scouting activities. School camps and family holidays don't count. It is required that these nights be spent under canvas or under the stars. Any indoor camp or non-Scouting camps do not count towards achieving this Award.

The requirements for the badge can be started at the Joey Scout level and continue to be added through to the Rover Scout section. The number of nights camped can be recorded on Scout Central. Some record books also have space to record camps.

- Each youth member should commence and maintain their personal log which details the number of nights spent camping and distance covered in hiking/canoeing etc.
- This is an ongoing tally that progresses through all Sections. When a youth member links to the next Section, they just keep adding the nights to their log.
- Approval for the badge is via the method of approval for other badges for the Section e.g. Leader for Cub Scouts.
- When a new badge is earned, it replaces the previous badge. Only one badge is to be worn at a time. Once you have reached the maximum number of nights on the highest badge you have, you keep wearing that badge.

This badge is to be worn above the pocket of the uniform below the World Badge.

Neighbourhood Watch (NHW) Badge

The NHW badge was formed with the cooperation of Scouts Victoria, Victoria Police and Neighbourhood Watch. The NHW badge is a Pack badge and is to be completed by the Pack as a whole. The requirements for the NHW badge are to complete two tasks from each of A, B and C.

A. Investigate

What telephone number do you ring when there has been an accident/incident? What are the main household security issues you should be aware of?

What are your personal safety issues you need to be aware of?

B. Skill

Using a fluoro pen or engraver under adult supervision, mark your mother or father or guardian's driver's licence number onto your TV, bike, computer(s) and any other items of value. Then take photos of your items, and store them in a safe place.

Briefly explain what Neighbourhood Watch does and how it can benefit you as a Cub Scout.

C. Activity

Get your local NHW coordinator (police member) to talk to you about NHW. Organise with your local NHW coordinator (police member) to attend your Pack and present their NHW badges. The badge is worn on the right sleeve of the uniform. The badge is available from the State Commissioner Cub Scouts at no charge. Contact sc.cubs@scoutsvictoria.com.au.

Service Award

From the time you are invested as a Joey, as the first year clocks over, you are presented with a '1' year Service Award. For each full year you are in a Section for, you replace your '1' badge with a '2', then a '3'. This badge can stay on your uniform right through Cubs, Scouts, Venturers and Rovers and you can get yellow, green, maroon and red Service Awards respectively for your time in those Sections and if you came up from Joeys, you may have a tan coloured one from there as well.

Walkabout Award

The Walkabout Award Badge is earned for the total kilometres travelled under human power through a youth member's time in Scouting. The minimum distance to be counted toward the tally for Joey Scouts and Cub Scouts is 1km while it is 5kms for all others. Journeys taken in a canoe, kayak, skis or a bicycle are divided by two e.g. a 20km bike hike earns 10kms to the Award. Day and overnight journeys, provided they are over the minimum distance for the Section, may be included for the Award.

The requirements for the badge can be started at the Joey Scout level and continue to be added through to the Rover Section. These can be recorded on the Scout Central register sheet by your Leaders. Some record books also have a personal log section.

- Each youth member should commence and maintain their personal log which details the number of nights spent camping and distance covered in hiking/canoeing etc.
- This is an ongoing tally that progresses through all Sections. When a youth member links to the next Section, they just keep adding the nights to their log.
- Approval for the badge is via the method of approval for other badges for the Section e.g. Leader for Joey Scouts and Cub Scouts or Troop, Unit and Crew Council.
- When a new badge is earned, it replaces the previous badge. Only one badge is to be worn at a time. Once you have reached the highest number of kilometres that there is a badge for, you keep wearing that badge.

The badge may be worn above the pocket of the uniform below the World Badge.

Youth Program

Pack Councils

Pack Councils are regular meetings held between the Cub Scout Leader (or ACSL) and their Sixers and/or Seconds. These meetings are a mandated part of the Cub Scout Program, as they allow the Cub Scout to identify their role in the leadership of the Cub Pack.

The Pack Council is also a venue for ideas and thoughts about future events and themes and it allows all Cub Scouts to have a say in the running of the Pack. The State Cub Scout Council asks all Packs to conduct Pack Councils at least once a term and invite representative Sixers to participate in a District Seenee.

PC4 - Pack Council Four

Pack Councils provide an opportunity for greater youth involvement and engagement which leads to youth empowerment.

Pack Councils introduce and reinforce the Patrol System in the Cub Scout Section via youth leading with adult support. The PC4 program encourages Packs to run four Pack Councils per year. By pledging to run and attend at least four Pack Councils this year, Cub Scouts can earn the PC4 uniform badge. Check the Scouts Victoria website for more details www.pc4.scoutsvictoria.com.au.

Grey Wolf Award

This is the highest award within Cub Scouts. The Grey Wolf Award brings together all the elements of the Cub Scout Award Scheme and Cub Scout Program. It is designed especially for the older Cub Scout. Detailed information and description of the Grey Wolf Award may be found in the Cub Scout Leaders' Handbook, and a summary of the Grey Wolf Award requirements and the Pathway to the Grey Wolf Award may be found in the Cub Scout Record Book and on the Scouts Victoria website. There is also the Grey Wolf Tracker and Planner for the Cub Scouts to use and this is on the Scouts Victoria website under the Grey Wolf Award tab Please note attendance at Cuboree cannot be used as a Cub's outdoor activity, overnight camp or inter Pack activity for the Grey Wolf Award. District or Region events however, can be used for any of those elements.



- A sleepover cannot be used as the overnight Camp.
- All requirements of the Grey Wolf Award must be completed by the Cub's 11th birthday. The application form is on the Cub Scout web page.
- The application is to be submitted whilst the youth member is a Cub Scout and before their 11th birthday.
- As of October 8, 2018, The Pack Council meeting is where the Cub Scout presents their Grey Wolf Tracker to the Pack Council for approval. Once approved, the Grey Wolf application form is to be completed as per the instructions and is signed by both a Cub Scout representative of the Pack Council and the Cub Scout Leader. This form is then sent direct to youthawards@scoutsvictoria.com.au and a copy is sent to the District Cub Scout Leader and the Group Leader.
- There may be a necessity to have a special Pack Council for the Grey Wolf to be approved and this is to be encouraged.
- Grey Wolf Presentation – make this a special occasion for the Cub Scout, the Pack and the family. Youth involvement with the presentation of this Award is to be encouraged.
- There is no cost for the badge or certificate.
- Grey Wolf Recognition Days are held annually for Grey Wolf recipients in some of the Regions. Refer to your Cub Scout Commissioner – Region for details.

Cub Scout Web Pages

There are excellent resources and links on our website under the Cub Scout Section. If you have any queries regarding the website or have additional material to place on the site please contact, State Commissioner Cub Scouts. The Cub Scout web pages are regularly updated with information on badges and events.

Youth Program



Scout Section

Jason O'Donnell, State Commissioner - Scouts

State Scout Council

State Commissioner Scouts	Jason O'Donnell	sc.scouts@scoutsvictoria.com.au
Assistant State Commissioner Scouts	Matt Enger	asc.scouts@scoutsvictoria.com.au
	Ian Lancaster	asc.scouts@scoutsvictoria.com.au
Assistant State Commissioner Jamboree	Joan Dillon OAM	joan.dillon@scoutsvictoria.com.au
State Leader Scout Events	Darrell Lewis	sl.scoutevents@scoutsvictoria.com.au
State Activity Leader – Scouts	Aidan Ritchie	sl.scouts@scoutsvictoria.com.au
Scout Commissioner Bays	Andrew Thomson	scouts.comm.bays@scoutsvictoria.com.au
Scout Commissioner Geelong	Peter Gerusel	scouts.comm.geelong@scoutsvictoria.com.au
Scout Commissioner Gippsland	Jeff Kemp	scouts.comm.gippsland@scoutsvictoria.com.au
Scout Commissioner Lerderderg	Tim Schurmann	scouts.comm.lerderderg@scoutsvictoria.com.au
Scout Commissioner Loddon-Mallee	Neil Hunt	scouts.comm.loddonmallee@scoutsvictoria.com.au
Scout Commissioner Melbourne	Graeme Berry	scouts.comm.melbourne@scoutsvictoria.com.au
Scout Commissioner Mt Dandenong	Paul De Araugo	scouts.comm.mtdandenong@scoutsvictoria.com.au
Scout Commissioner Northern	c/o Jason O'Donnell	scouts.comm.northern@scoutsvictoria.com.au
Scout Commissioner Plenty Valley	Russell Adams	scouts.comm.plentyvalley@scoutsvictoria.com.au
Scout Commissioner Western	Neil Hunt	scouts.comm.western@scoutsvictoria.com.au
Scout Commissioner West Coast	Stephanie Hann	scouts.comm.westcoast@scoutsvictoria.com.au
Scoutfile – Aust Scout Mag	Aidan Ritchie	scoutfile@scoutsvictoria.com.au
State Leader Program Support Specialist	Matt Dobson	scoutprogramsupport@scoutsvictoria.com.au
Scout Council Youth Members		scouts.youthssc@scoutsvictoria.com.au

Assisting As Leaders At Stradbroke Cup and Leadership Courses

All Leaders are encouraged to take an active role assisting at Stradbroke Cup as an assessor and as a Leader at Youth Leadership Courses. Both activities provide excellent opportunities to learn and reinforce personal Leadership skills, to further understand the capabilities of the Scout age group and to demonstrate how best to utilise the Patrol system at Troop level.

District, Region and State Events

District (Region and State) events can bring together expertise and resources that are beyond the reach of individual Troops (and certainly Patrols) to run. Importantly, they can provide an exciting and challenging, while safe and accessible, activity for individual Patrols which can sometimes participate on a 'dump and run' basis, with no need for individual Scout Leader involvement. There is a risk however, that too many District events can 'crowd out' local Troop and Patrol initiated activities and also have other negative consequences. For these reasons all Districts are expected to consider their activities against the following principles:

- The Scout program can only be seen as effective when it is delivered through the Patrol system. It should be Patrols and the Patrol Leaders in the Troop Council who decide what activities the Patrol and the Troop will undertake.
- Because of their size, Districts, Regions and the State have the chance to run activities and events that draw on resources and skills individual Patrols and Troops can't access and this should be their focus. Ask, 'What is the purpose of this activity?' In general, if an activity can be run effectively in a Troop, that's where it should be run!
- A lack of individual Leader experience in running a particular activity is generally not a sound reason for it to be offered as a District event (e.g. running basic youth hiking programs, Adventurer, Explorer and Pioneer expeditions, etc.). If a Leader doesn't have the knowledge, skills or experience to do something effectively, the role of the District Leaders is to work with that Leader in the Troop so that she/he gains the experience to do it next time.
- Districts should be constantly sensitive to what Troops actually need and want. The District Leaders should help Leaders to work with their Troop Councils to ensure that the Troop's program of activities is genuinely addressing the needs of a quality Scouting program for members.
- No District events should be compulsory, or place undue pressure on already busy Troop Leaders to make them work. The first responsibility of Leaders in the Troop is to the Troop!
- There are no absolute rules about how many District events should be offered in a year. It is hard to justify more than three or four activities per year that are not purely involving members of the Troop.

Youth Program

Promotion of District Events

Within the framework of the principles above, Districts are encouraged to broadly promote the major events they choose to run, through the web and their District and Region Mindari. The promotion of suitable events will encourage Patrols of Scouts to take part in activities that interest them, wherever in Victoria the event is taking place. This has the potential to offer a choice of exciting, rewarding and worthwhile Scout activities, available to all Patrols.

Mixed Camping in the Scout Section

Leaders in the Scout Section are reminded of State policy in relation to mixed camping of members. In brief, there is no formal barrier to girls and boys using shared sleeping accommodation, but parents must be advised by the Scout Leader, beforehand of the arrangements proposed.

Recognition of Prior Training in the “Younger” Section

To encourage members to move between Sections, Scouts Victoria has adopted the policy that a Cub Scout advancing to the Scout Troop who holds the Scout Link Badge, will be awarded the Scoutcraft Badge automatically on advancement - this is not negotiable! If a Scout Leader has doubts, then these are addressed through the linking process. A Scout advancing to the Venturer Scout Unit who holds the Adventurer Cord (Australian Scout Medallion award not required) and Venturer Scout Link Badge and completes the Award Scheme component of the Venturing Skills Award while doing the Link Badge requirements, will be awarded the Venturing Skills Badge automatically on advancement. Recognition of prior learning in a younger Section recognises that training in every Section should be regarded as having the same value and technical soundness. Older achievers in all Sections should feel confident and reassured that their efforts and training as 'Scouts' are valid and valued. They should be able to start their 'real' work in their new Section as members who already have sound basic training.

Grey Wolf Award and Scoutcraft Badge

The Grey Wolf Award is the highest award to be achieved by a Cub Scout. However, it is the successful achievement of the Cub-Scout Link Badge that qualifies the youth member for the Scoutcraft Badge in the Scout Section. It is a requirement that Scout Leaders must be involved in the activities leading to the original awards in the Packs. So, Scout Leaders and Patrol Leaders get involved with your prospective 'newest Scouts' and 'stop the dropout'.

Scout Section Manual (Big Green Folder – 'BGF')

Copies are available as PDF files from your Scout Commissioner and contains 10 practical program and idea booklets. Other ideas can be obtained from Scout Central. Leaders are encouraged to provide their own 'good ideas' (including great programs, new games, and innovative teaching ideas) and upload to Scout Central so that additional material can be regularly obtained from others.

TC6 – Troop Council 6

Patrol Leaders can pledge that their Troop will run six Troop Councils for the year on a website at www.tc6.vicscouts.com.au, with tips on how to run effective Troop Councils and other useful ideas and resources.

Troops can enter competitions, including photos of Troop Councils held at the most interesting places.

The Australian Scout Medallion

The Adventurer Cord is not available from normal Badge outlets. Instead, a special form is available from the Scouts Victoria website under Info and Forms, Award Applications Section and the current one always used. This must be completed, signed by the Scout Leader and the Troop Council Chairperson, and forwarded directly to the Victorian Scout Centre, no less than three weeks before the presentation. Presentations are held in May and November. Details will be in Be Informed or contact your Scout Commissioner.

The cord, with the 'miniature' badge, is forwarded by return mail to the Scout Leader without cost. The form is then used to ensure that the Australian Scout Medallion holder is invited to the next Award function. The medallion is presented at this ceremony. We have continued to refine the computer program that generates the personal report, so that the statement is as comprehensive as possible. This means that full information must be provided by the Troop Council and Scout Leader and the latest version of the form must be used. For this reason Adventurer Cord/Australian Scout Medallion Award notifications cannot be accepted unless the correct form has been used.

Leaders should ensure that presentation of the Cord itself takes place at a suitably significant occasion. The current advice form provides some suggestions for Leaders on how to do this. Scout Leaders have an obligation to ensure that the great achievement is recognised for what it is, and that other Scouts see it as an achievement worth striving for. The 'miniature' Badge, presented to a Scout at the same time as presentation of the actual Cord, is intended to be worn on the uniform immediately upon presentation.

The 'miniature' replaces the actual medallion and is worn by suitably qualified Venturer Scouts at the bottom of the left sleeve of the uniform, once in Venturers. Refer to current diagrams in Venturer Scout handbooks to ensure proper placement.



Venturer Scout Section

State Commissioner - Venturers

State Venturer Council

State Commissioner Venturers	To be advised	sc.venturers@scoutsvictoria.com.au
Assistant State Commissioner Venturers	Gary Steinhardt	asc.venturers@scoutsvictoria.com.au
State Leader Venturers	Alyssa Harris	aly.svyc@vicventurers.com.au
Venturer Commissioner Bays	Chris Anderson	venturers.comm.bays@scoutsvictoria.com.au
Venturer Commissioner Geelong	c/o Zoe Herrera	venturers.comm.geelong@scoutsvictoria.com.au
Venturer Commissioner Gippsland	Tammy Napier	venturers.comm.gippsland@scoutsvictoria.com.au
Venturer Commissioner Lerderderg	Peter Datson	venturers.comm.lerderderg@scoutsvictoria.com.au
Venturer Commissioner Loddon-Mallee	c/o Andrew Hubbard	venturers.comm.loddonmallee@scoutsvictoria.com.au
Venturer Commissioner Melbourne	Samantha Parfuss	venturers.comm.melbourne@scoutsvictoria.com.au
Venturer Commissioner Mt Dandenong	Duncan McColl	venturers.comm.mtdandenong@scoutsvictoria.com.au
Venturer Commissioner Northern	Ian Collins	venturers.comm.northern@scoutsvictoria.com.au
Venturer Commissioner Plenty Valley	c/o Peter Datson	venturers.comm.plentyvalley@scoutsvictoria.com.au
Venturer Commissioner Western	Andrew Hubbard	venturers.comm.western@scoutsvictoria.com.au
Venturer Commissioner West Coast	c/o Andrew Hubbard	venturers.comm.westcoast@scoutsvictoria.com.au

Facebook - [Venturers Victoria](#)

Venturer Commissioners - Region share a support role across multiple Regions. Initial contact can be made using the details provided above. The State Venturer Council meets monthly on the second Wednesday, comprising the State Commissioner Venturers, Assistant State Commissioner Venturers, State Venturer Youth Commissioner, Venturer Commissioners – Regions, members of the State Youth Venturers and is chaired by the State Leader Venturers.

Try Venturing

Aim: To encourage youth members to continue on their Scouting journey by getting a taste of what it's like to be a Venturer.

Principles: the full Try Venturing kit can be accessed on the Scouts Victoria website:

- The Try Venturing badge is awarded to Scouts who have taken part in Venturing activities including but not limited to regular Unit nights, Anything Goes and Victorian Gathering.
- Both the Scout Leader and the Venturer Leader will help guide when the Scout progresses to Venturers and achieves the Scout/Venturer link badge but it remains the youth member's decision.
- Badges are available from the Victorian Scout Centre.

Recognition of Prior Scout Achievement

A Scout advancing to a Venturer Unit, who holds the Adventurer Cord, the Venturer/Scout Link Badge and completes the Award Scheme component of the Venturing Skills Award, will be awarded the Venturing Skills Award automatically on advancement.

Staying on in Venturers After 18

Policy and Rules R8.3 (9th Edition - November 2017) now allows youth members who turn 18 in Year 12 (VCE, VCAL, etc.) to continue to be a member in the Venturer Unit until the end of their current academic year and transition to Rovers before their nineteenth birthday.

The fundamental aim is the recognition that there can be a great impact on the young person's wellbeing by removing them from long established social connections and engagement with friends due to the current age rollover rule and where special or cultural needs need to be considered.

- The decision to allow a Venturer to continue after 18 rests is with the agreement and formal approval of the Unit Council and endorsement by the Group Leader.
- Key points should be incorporated in the Unit Constitution.
- Agreement for a Venturer should be considered on a case by case by basis by the Unit Council, rather than a blanket approval.
- Any disciplinary or other issues arising with 18-year-old Venturers should be resolved in consultation with the Unit Council and Unit Leaders.
- The Venturer needs to undertake the Adult Membership requirements prior to turning 18:
 - re-commitment to the Scout Promise and Law.
 - Working With Children Check card.

Youth Program

- E-Learning – WHS Scouting and Child-Safe Scouting.
- Signing of the Adult Code of Conduct and Code of Ethics.

Further details and FAQ's can be on the [Venturers page](#) of our website.

Queen's Scout Award

The Queen's Scout Award is made, on the recommendation of the District Commissioner, to Venturers who have completed the technical requirements for the Award as specified in the Venturer Scout Record Book and who, in the opinion of the District Commissioner, are worthy of receiving the Award. Achievement of Activity Area standards alone is not sufficient for a Venturer to gain the Queen's Scout Award - it is only the first requirement.



- Transfer between Districts - essential that the previous District Leader-Venturers passes on Unit's approval for all work completed at transfer date.
- Nominations - must be made on the Queen's Scout Nomination form available on the website. Prospective Queen's Scouts (unless approved at the Unit/Group level to stay in Venturers after 18 during their year 12 studies) must have completed the Award Scheme Activity area prior to their 18th birthday. Nomination paperwork and District Commissioner interview can be carried out after the 18th birthday, with the understanding if there are any issues, it will not be possible to fix them and the Venturer may not qualify for the Award.
- Presentation at Government House - all Queen's Scouts will be invited to attend Government House, usually in February to receive their Certificate from the Governor of Victoria. Those whose names have been received at the Victorian Scout Centre by the closing date - end of November will receive an invitation to attend - those unable to attend will have their Certificates sent to the District Commissioner or will be deferred until the following year's Government House presentation.

Australian Queen's Scout Association (AQSA)

A fellowship of recipients of the Queen's or King's Scout Award.

Subscription: \$50 for five years (\$50 for 10 years for those joining before their 21st birthday). Life membership: \$250.

Contact - aqsa@scouts.com.au

Certificate II and III

Venturers may utilise the attainment of Venturer Award to gain several nationally accredited Certificate II qualifications (Business, Creative Industries and Outdoor Recreation) by documenting what they do as part of their Unit and participating in other Adventurous Activities and Personal Growth activities These are awarded by the RTO, Scouts Australia Institute of Training (SAIT). Details and links available on the Scouts Victoria website.

Venturer Courses

As Venturers progress through the Award Scheme, they are required to complete a series of personal development and leadership activities including three obligatory courses. These courses may be weekend or single day duration and provide the Venturer with the theory and hands-on practical knowledge of each area of speciality. As part of gaining the Venturer Award, Venturer Scouts must complete an Initiative Course and a Unit Management Course. In order to achieve their Queen's Scout Award, a Venturer must complete a Venturer Leadership Course and then apply those skills in a leadership role.

Venturer Courses are scheduled throughout the year to provide the best opportunity for a Venturer to complete the requirements and fit in with their already busy schedule. Course details and registration information are available on our website.

The Duke of Edinburgh's International Award

The Duke of Edinburgh's International Award (DofE) is an award that may be used within, or alongside, Scouting. It is a flexible framework that recognises an individual's achievements and may be done by Scouts, Ventures, Rovers (and other adults under 25 years) in Scouting.

DofE in Victoria Ltd offer several Awards:

- The Duke of Edinburgh's Award (Bronze, Silver and Gold), for anyone aged 14 to 25 years.
- Compass Award (Levels 1-4), for anyone aged 10 to 13 years.
- Bridge Award (Levels 1-4), an alternative Award for people with disabilities aged 14+. All of the information can be found on their website - www.awardsvic.org.au

Scouting contact - acc.program@scoutsvictoria.com.au or your Venturer Commissioner – Region.

Registration of Venturers Within a Unit

Where members attend another Unit, they may be registered as a member of the home Group and the combined Unit. To activate dual registration, contact your Group Leader.

Youth Program

Venturer Unit Names

Approval for the adoption of a separate distinctive name may be given to a Unit, with the approval of Region Venturer Council and the State Venturer Council, after permission is gained from the Group Leader and District Commissioner. As Rover Crews choose the name of a prominent person whom it would wish to honour, it is recommended that the name chosen by the Venturer Unit reflects the locality of the Unit. Should they wish to honour a prominent person refer to the guidelines given for Rover Crews.

Where such approval is given, the distinctive Unit name is to be used in addition to, and not in substitution for the Group designation of the Unit concerned eg. a Unit from 1st Timbuktu adopts a distinctive name of Eden Venturer Scouts. The Unit would be officially known as '1st Timbuktu (Eden) Venturer Scouts.'


If it is known that a Rover Crew also has the same name, irrespective of the location within Victoria, written authority from that Rover Crew is to be obtained. Names of Venturer Units must be in keeping with the spirit of the Purpose and Principles of the Scout Association. Authority to adopt names which reflect cults, innuendos etc. will not be given. Where authority for the adoption of a Unit name is granted, the State Commissioner - Venturers will notify the Unit, with copy provided to all of the above.

Venturer Unit Scarf

Authority for a combined Venturer Unit to adopt a separate Unit scarf can be given by the District Commissioner subject to approval by the host Group Leader. If the scarf is to incorporate a special badge, then the badge needs approval of the Deputy Chief Commissioner. Where Venturers attend Unit activities, all Venturers should wear the Unit scarf. Where Venturers in a combined Unit retain membership of their original Scout Group they should wear the Group scarf when attending Group activities without the rest of the Unit. When a Unit attends a Group function it is the responsibility of the Unit Council to decide what scarves may be worn ie. the whole Unit wears the Unit scarf, the home Group Venturers wear the Group scarf and the rest of the Unit wears the Unit scarf etc.

It would be expected that Venturers receiving their Queen's Scout Award would wear the Group scarf at the Queen's Scout presentation and at Government House. Units which comprise members drawn from one Scout Group will retain the Group scarf as the Unit scarf.

Youth Program



Rover Scout Section

Vicki McKinnon, Victorian Rover Council Chair

Peter Wotherspoon, State Commissioner - Rover Support

Rover Scout Council Support Team

Chairman (Victorian Rover Council)	Vicki McKinnon	chair.rovers@scoutsvictoria.com.au
State Commissioner Rover Support	Peter Wotherspoon	sc.rovers@scoutsvictoria.com.au
Assistant State Commissioner Rover Support	Regi Caesar	asc.rovers@scoutsvictoria.com.au
	Stephen Carter	
Rover Support Commissioner – Bays	Drew Lazenby	rovers.comm.bays@scoutsvictoria.com.au
Rover Support Commissioner – Lerderderg	Scott Harrison	rovers.comm.lerderderg@scoutsvictoria.com.au
Rover Support Commissioner – Mt Dandenong	Maria Armstrong	rovers.comm.mtdandenong@scoutsvictoria.com.au
Rover Support Commissioner – Melbourne		rovers.comm.melbourne@scoutsvictoria.com.au
Rover Support Commissioner – Plenty Valley	Jeff Mcllvain	rovers.comm.plentyvalley@scoutsvictoria.com.au
Rover Support Commissioner – Gippsland	John Ernst	rovers.comm.gippsland@scoutsvictoria.com.au
Rover Support Commissioner – Murray Midlands (Northern, Western and Loddon Mallee)	Barney Thornton	rovers.comm.northern@scoutsvictoria.com.au rovers.comm.loddonmallee@scoutsvictoria.com.au rovers.comm.western@scoutsvictoria.com.au
Rover Support Commissioner – South West (Geelong, West Coast)	Scott Manning	rovers.comm.westcoast@scoutsvictoria.com.au rovers.comm.geelong@scoutsvictoria.com.au

Rover Contacts

bays.chair@vicrovers.com.au	mtdandenong.chair@vicrovers.com.au
lerderderg.chair@vicrovers.com.au	murraymidlands.chair@vicrovers.com.au
plentyvalley.chair@vicrovers.com.au	gippsland.chair@vicrovers.com.au
melbourne.chair@vicrovers.com.au	southwest.chair@vicrovers.com.au

Organisation

Rover Councils have been established at State and Region level in accordance with the provisions of AP and R, R9 Rover Section. At Region level, Rover Communities meet monthly or bi-monthly and are responsible for the coordination of Crew activities, assistance with Award Scheme, the approval of Crew names, scarves, and badges, and for the running of activities for the Rovers of the respective Region, or on behalf of the Victorian Rover Council. Region Rover Communities can be contacted through either the Rover Chair or the Victorian Rover Council.

Our Region level Rover Councils are known as Rover Communities, to prioritise participation and inclusion of all members to further encourage growth and development within Rovers. All Rovers are encouraged to attend their monthly community gathering. The Rover Section aligns with the Region boundaries set by the State, with the exception of two Regions, South West and Murray Midlands. South West comprises Geelong and West Coast. Murray Midlands comprises Western, North West and Loddon Mallee Regions. This is so the Region Teams have the resources to serve the geographical location they cover.

The Victorian Rover Council (VRC) meets on the fourth Wednesday of each month (except December and away meetings) at the Victorian Rover Centre. The VRC aims to have two away meetings per year outside of the Centre to encourage participation and to assist the council to see the assets and areas it covers. The VRC is responsible for the training and development of Rover Scouts in Victoria and also manages a number of sub-committees that deal with the Section's activities and administration, motorsport accreditation and affiliation to CAMS (through the Rover Scout Motorsport sub-committee) and the monitoring of safety and insurance issues for Rover Scout events and properties (through the Rover Risk Management team).

The VRC maintains the Victorian Rover Centre, just off Ferntree Gully Road for the use of Victorian Rovers. This facility provides a large meeting room, boardroom, breakout room, kitchen facilities, toilets and a shower, as well as the Rover Office. This Centre is used for all meetings of the VRC and its sub-committees, as well as weekend courses, seminars, information days etc. Rovers are typically in the Centre on any Wednesday evening.

Youth Program

Rover Service

The Rover motto is 'Service' and to Rovers, service is the help that a Rover Scout gives to someone, a community or an organisation to further their own development, especially through the use of Scouting skills, ability and knowledge. All service requests for the Rover Section should be sent to the VRC Deputy Chairman at deputychair.rovers@scoutsvictoria.com.au.

Victorian Rover Centre

For enquiries about Victorian Rovers membership, events and properties: Address: Highland Avenue, Oakleigh East (off Ferntree Gully Rd).

Postal Address - Victorian Rover Centre, 152 Forster Road, Mt Waverley VIC 3149 Phone - 03 8543 9900

Contact - info@vicrovers.com.au

Visit - www.vicrovers.com.au

Victorian Rover Assets

Victorian Rovers own a number of assets. These are fantastic facilities set up and run by Rovers for both our own Section and for others to hire and use too. These have been purchased and maintained over the years by dedicated Rovers (both current and former) and are an excellent venue to hold training activities, meetings, camps or courses.

W.F. Waters Ski Lodge (Baw Baw Rover Lodge)

In the Alpine Village, a short walk to the ski runs, named after Bill Waters who was HQ Commissioner for Rovers 1930-1965.

Visit - www.bawbawrovers.com

Facebook - [WF Waters Lodge](#)



Bogong Rover Chalet

Fifteen kilometres from Falls Creek, accessible on skis during winter and a short hike from the car park in summer.

Visit - www.bogongroverchalet.org.au

Facebook - [Bogong Rover Chalet](#)



Mafeking Rover Park

Purchased in 1992 for motorsport, it is now a hub for Crew, environment and motorsport activities. Ample car parking space, camping areas and many activities ideal for Rovers, Venturers, Scouts and Cubs. Canoeing on Lake Surfmoat, abseiling, a large nature trail and BMX Course. Operated by Rovers for the benefit of Scouting - working bees every third full weekend of the month. Plans are well advanced for the construction of a Multi- Purpose Activity Centre (MPAC) which will include a large training/meeting space, catering facilities, meeting rooms and accommodation for some 40 people in motel style rooms.

Visit - www.mafekingroverpark.com

Facebook - [Mafeking Rover Park](#)



Certificates of Adult Leadership (CAL) in Rovers

The Chief Commissioner, who shall consider the recommendations of the Victorian Rover Council, issues appointments as State Commissioner Rover Support and Assistant State Commissioner Rover Support. Recommendations for other roles of Commissioners in the Rover Section are made to the Chief Commissioner by the State Commissioner Rover Support in consultation with the Region Rover Council. The procedure for Certificating Rover Advisers is as follows:

1. Crew decides that it would like XYZ as its Rover Adviser and XYZ agrees.
2. The Crew advises the Group Leader who issues an online invitation to XYZ to complete the online membership application.
3. When XYZ is accepted by the Chief Commissioner, a Certificate of Adult Membership, and Certificate of Adult Leadership as a Trainee Rover Advisor is sent via the DC to the GL/LIC.
4. XYZ completes their Basic level training. Extranet automatically generates the A2 form and XYZ is issued a new CoAL as a Provisional Rover Advisor.
5. XYZ completes their Advanced level training, including Project and evaluation. XYZ is issued with the Rover Woodbadge. Extranet again generates A2 and another new CoAL, as Rover Advisor, is sent via the DC/LIC.

Review of Rover Advisors and Rover Support Commissioners

Rover Advisors are appointed by a Crew to provide them with advice, guidance, mentoring and participate in the development of individual Rovers to ensure their time in Roving is enjoyable and fun.

Similarly, but at a different level, Rover Support Commissioners are appointed at Region and Branch Level to facilitate the success of Regions and State.

Youth Program

In order that Rover Advisors and Support Commissioners continue to provide a positive contribution to the Crew or Region, and that they are meeting the ongoing needs of the Crew, it is appropriate that their level of interaction be reviewed on a regular basis. In some Crews this may be at the Crew AGM or for others, it may be at some other pre-determined time.

The Rover Advisor Expectations endorsed by the National Rover Council (NRC) provide a series of guidelines for occupants of Rover Advisor positions. These Expectations, along with a position description, should form the basis of a Rover Advisor review. You can find this information under Resources at www.vicrovers.com.au.

Participation and Linking

As with other Sections, Rovers has a link badge that can be awarded to Venturers who are joining Rovers. The official age group for Rovers is 18 to 26 birthdays. It is encouraged that Venturers begin to link to Rovers at 17 and a half and then become inducted or invested to the Crew at 18. It is left to the discretion of the Crew Leader and Rover Adviser to permit attendance at Crew activities by members not yet 18 years old, however all major Rover Events and any Crew camp or overnight activity are for over 18s only. If you are unsure, contact your Region Chairman for guidance.

Venturer-Rover Induction Pack

When a Venturer turns 18 they will receive an Induction Pack from the Victorian Rover Council which will cover the need for a Working with Children Check, CareMonkey, compulsory training modules, basic Rover training and other important information.

Registration of Rovers within a Crew

Where members attend another Crew, they may be registered as a member of the home Group and the other Crew. To activate dual registration, contact your Group Leader.

Rover Crew Name and Scarf

In choosing a Crew name, it is preferable for each Crew to use the name of a prominent person whom it would wish to honour, since place names are now being used by Venturer Units. If the person chosen is still living, his/her approval should be obtained; if the person is deceased, the approval of his/her closest living relative should be obtained. All applications for approval of Crew names, scarves and badges should be forwarded by the Crew direct to the relevant Region Rover Council. A Crew using its Group scarf (without alteration) does not require the scarf to be approved, but should notify the relevant Region Rover Council.

The Region Rover Council will then consider the application and any comments they may receive, and will normally approve the application.

As the wish of the Crew should predominate, approval will be withheld only where another Crew is known to be using the name, scarf or badge or in the event of some other critical objection being raised.

On approval the Region Rover Council will forward the application to the Victorian Rover Council for recording. The Victorian Rover Council will consider only whether another Crew is already using the name, scarf or badge in question and if satisfied that this is not the case will automatically approve the application. The Victorian Rover Council will then notify the Region Rover Council (who will notify the Crew), and any of: the Chief Commissioner, Region Commissioner, District Commissioner and/or the Group Leader as necessary.

Name Tapes

Maximum length of a tape is 12 centimetres. Lengthy names may require two tiers on the tape. Authorised tapes worn:

- Rovers: (a) Group name tape; (b) Distinctive Crew name tape ; (c) Special name tapes

Baden-Powell Scout Award

The trained Baden-Powell Scout Award Support Team in your Region will be able to provide support, and advice on any aspect of the Baden-Powell Scout Award.

The Baden-Powell Scout Award is made on the recommendation of the Rover Crew to those Rovers who have completed the technical requirements for the Award as laid down by the Victorian Rover Council, and, who are, in the opinion of the Crew, worthy of receiving the Award. Each recommendation for the Award should be made on the standard nomination form available from Region Rover Communities or www.vicrovers.com.au.

The Crew Leader needs to contact the Baden-Powell Support Team once a Rover has completed the requirements for the Award, to enable the setting up of a self-reflection interview. Once this interview has been satisfactorily completed, the Crew needs to submit the completed form to the Region Rover Community for noting; this will then be passed up through the VRC to the Chief Commissioner. The State Commissioner Rover Support will inform the relevant Group Leader/Leader In Charge, District Commissioner and Region Commissioner via email when the award is approved.

Upon approval of the Award, the Victorian Rover Council will send the Baden-Powell Scout Award Badge to the person nominated to present it, who will be contacted by the Crew Leader or Rover Adviser in order to arrange for their presentation. All B-P Rovers will be invited to attend Government House to receive their certificates from the Governor. Presentation ceremonies are held in conjunction with the Queen's Scout Ceremony each year.

The Baden-Powell Support Team can be contacted by emailing bpsa@vicrovers.com.



Youth Program

Rover Training

Basic and Advanced Courses

Rover Section Basic and Advanced Practical Courses are held throughout the year. For course details, look at the State Training Calendar, the training section of www.vicrovers.com.au or by contacting the Victorian Rover Council Training Officer at training@vicrovers.com.au.

Training Mentors for Rover Scouts - Experienced Rovers are available to help Rovers completing their Basic level training as Training Mentors. To get in touch with a training mentor, contact your Region Team. Mentors for Rover Advisors are nominated at registration/ transfer in the same way as all other Adult Leaders.

Rover Training Support Team - a group of Rovers and RAs who assist the Victorian Training Team in delivering quality training to Victorian Rovers. We also promote Rover courses and help Rovers to get on those courses. Members must have completed Basic Training and be committed to completing the Wood Badge. For more information on joining, contact the VRC Training Officer training@vicrovers.com.au.

VicRovers Team Induction - Each year, the VicRovers Team Induction is run to welcome new Region and sub-committee members to Rover Governance. The date will be announced before the start of AGM season. It's half a day of networking and 'things I wish I'd been told when I started' The cost is covered by the Victorian Rover Council. Generally, it's held at the Rover Centre in September.



Diversity And Inclusion

David 'Wombat' Lyons, State Commissioner - Diversity and Inclusion sc.diversity@scoutsvictoria.com.au

Everyone is welcome in Scouting. More than 22,000 young people and adults form the membership and are from a wide range of cultural and faith backgrounds. Scouts Victoria is an organisation that celebrates diversity as a strength of the Victorian community. We want our local Groups to reflect their local community and this diversity to continue through to all levels of Scouting.

'Consistent with the National and International principles of Scouting, Scouts Victoria is open to all young people without distinction of origin, race or creed. Membership shall be voluntary, without distinction of gender or abilities.' - Scouts Victoria Youth Membership Policy 2016

The State Commissioner - Diversity and Inclusion assists all parts of the Scouting community to raise awareness on diversity and inclusion issues and to provide advice, education and resource materials for members on supporting everyone to engage in Scouting programs and to ensure diversity and inclusion can be supported at all levels of Scouts Victoria.

Health (Including Mental Health)

The health of members is very important – youth and Leaders. Leaders are encouraged to contact the State Commissioner - Diversity and Inclusion if they need support or assistance including information to provide a better understanding of youth health and special needs issues within a Section or Group. Speakers and people to assist can be organised on many topics for Sections, Groups, Districts or Regions, city or country. Information and articles on health-related issues for youth and Leaders are regularly updated.

Mental Health especially can carry lots of stigma in the community and Scouting can play a powerful role in strengthening our members mental health as well as increasing the community's understanding of mental health. Look out for new resources in the area including new training and learning opportunities for our adult members.

Special Needs - Scouting With (DIS) Abilities (including developmental and additional needs)

State Policy is that young people with special needs including disability should be given the opportunity of participating in Scouting locally and additional to this, five specialist Scout Groups/programs exist. Children with special needs/disability are enrolled like other youth members. However, Leaders will need to work with the young person and family to ensure they have the full information about the nature of the disability, the details of personal care required including medication and the use of any equipment and whether Leaders require special training. The State Commissioner Diversity and Inclusion can assist Leaders to prepare for these conversations. Please get in touch.

Age Policy: Age brackets for the various Sections apply but where there are special circumstances consideration may be given to an extension of time in any of the Sections. When the extension of time is the recommendation of a Section Leader and other Leaders of the Group it must be discussed with the Section State Commissioner and the State Commissioner Diversity and Inclusion.

Progress through the Scout program: All youth members are expected to complete aspects of the Scout program to the best of their ability. Adaptations can be made to assist a person with a disability. Short time extensions can also be made to enable a youth member to complete a particular level if their progress has been slow due to physical or intellectual impairment. Other special needs that may require an extension of time might include prolonged illness, family breakdown, close bereavement, interstate move and difficulties when English is not the main spoken language.

Participation in wider Scout activities: Youth members with special needs/disabilities, whether integrated into local Groups or members of specialised Groups, should be encouraged to be involved in activities at all levels of Scouting – Group, District, Region, State, National and International.

Building awareness of special needs or disabilities can also make for interesting and rewarding Section programs, please be in touch for suggestions of activities and resources.

Spiritual Development (A.K.A faith awareness)

Scouts Victoria welcomes members from all religions and we encourage the spiritual development of our members. It's true that Scouting was founded on traditional Christian values, and Sir Robert Baden-Powell often referred to God. But, as the Movement grew, his writings and speeches referred to all religions. In the century since then, we've continued to adapt and evolve, welcoming all faiths.

This area of the program can also be an opportunity to explore skills such as reflection and gratitude, the spiritual compass resource part of the 2017 Scout Law and Promise update is a great resource for young people and adults in Scouting.

In 2019, faith awareness was a focus area and we welcome ideas and contact from those who wish to be involved, please be in touch.

Youth Program

Gender


Gender diversity is supported and respected including those with intersex status, Scouts Victoria operates in line with both the Victorian Equal Opportunity Act 2010 (Vic) and the Sex Discrimination Act 1984 (national). Training can be arranged for Group Councils, District teams and event teams on gender diversity and includes tips like:

- Members must respect privacy and confidentiality in relation to gender identity and intersex status of other members of the movement.
- The young person and a family representative/carer should be invited to be part of the formulation of any management plans created for events or activities.
- Advice from the State Commissioner Diversity and Inclusion may be requested (and is strongly encouraged) by the Scout Group/event team to support them in developing plans to support gender diversity.
- Community adjustment such as other members of the Scout Group and local context need consideration and we can support this process.
- Changes to gender diversity are a complex process and will be different for every member, Scouting should work at the pace that the young person and their family are comfortable with and understand that support needs and plans will change through out the process.
- Toilets, showers and change rooms are specific to each Scout Group or activity. The arrangements for the use of these facilities should be made locally and documented locally. Careful consideration should be given to the use of facilities that are appropriate to the members preferred or chosen gender.
- Consider the best timing to undertake any change of gender identity, such as term break. In this area, consider that Extranet requires a person's legal name, which may not change at the same time as a person's identity in the community, this is where use of the 'preferred name' field is important, and we should always be using a person's preferred name i.e: Wombat
- As you work with the young person, remember Scouts Victoria's commitment to inclusion and take a flexible, common sense approach.

Other Diversities (#scoutingforall)

Victorians come from many different backgrounds and cultures, sexual diversity (LGBTIAQ+), financial and family difficulties (including socio economic status) and so much more. We celebrate all diversity. Inclusiveness and diversity are values at the heart of Scouting activities. As well as including members from different backgrounds, it's important that our programs and events give our membership the opportunity to learn about diversity. Younger sections might start a conversation through tasting foods from different nations while older Sections have badge work tasks that encouraged members to appreciate social and political differences at a deeper level, preparing them for travel or career.

Diversity and Inclusion will run a wide range of events and activities to promote that Scouting is for all, our Groups reflect their local community and members need an opportunity to explore and learn about diversity. To find out more at any time, please be in contact.



Environment

Gordon Young, State Commissioner - Environment sc.environment@scoutsvictoria.com.au

The Victorian Scout Environment Team develop activities and resources to assist Leaders to include 'care for others and the environment' in their programs. The team welcomes new people to assist in this important and exciting area. There are many ways in which you can become involved:

- Become a member of the team, who meet regularly at the Victorian Scout Centre.
- Act as the local representative for environment activities in your Region or District. You can communicate with the team via phone hook-up, email or in person.
- Support projects on a short term basis at a day or weekend activity or with the development of resources for a fixed time.

Visit the environment page of our website.

Facebook - Scouts Australia Environment Program.

World Scout Environment Program (WSEP)

The World Scout Environment Program is a collection of tools resources and initiatives to support the development of environmental education in Scouting around the world. The WSEP includes a framework for environmental education and the World Scout Environment Badge, activity resources and guidelines for Scout Centres of Excellence for Nature (SCENEs). For further details visit www.scout.org/environment.



World Scout Environment Badge

The World Scout Environment Badge seeks to create an awareness of personal responsibility for the environment. The badge is carried out in two sections: Explore and Reflect, and Take Action. There are three age levels: under 11 years, 11 to 15 years and over 15 years. Guidelines for each section are available on Scout Central.

An event of your own? Are you interested in running an environmental event? Need a bit more support to make it happen? Want to show off your event to Scouts across Victoria? Let us know!

Landcare Badge

To be eligible for a Landcare Badge, Scouts can participate in any three nationally accredited environment events either supported or run by Landcare Australia (including Landcare Week, Planet Ark's Tree Day, Keep Australia Beautiful and Clean Up Australia).

Alternatively, Scouts who are members of a Landcare group only need to provide evidence they are regular volunteers to be awarded a Landcare badge. In total Scouts will only need to spend 10 hours on either option, and these hours must be completed within a 12 month period.

Minimal Impact Activities

These guidelines have been developed to apply to activities such as camping, bushwalking, cross country skiing and rock climbing, and are based upon the principles of 'Leave No Trace'.

There are seven principles upon which to focus to ensure that we minimise our impact on the environment when we visit our natural areas (including Scout camps, national parks and other areas outside). A few examples for each area are provided. Further information can be found at the Leave No Trace (Australia) Website (www.lnt.org.au/) and in the 'Fieldbook for Australian Scouting'.

- Plan ahead and prepare:
 - Educate yourself on the area – ask for local advice, be aware of regulations that apply, and consult maps and appropriate websites (e.g. www.parkweb.vic.gov.au/).
 - Plan for your group – take into account group size, experience and capabilities when going on an adventure.
 - Be prepared for extreme weather, hazards and emergencies – ensure that Scout Safe is in place.
 - Avoid high use periods if possible – this both minimises environmental impacts and can make for a better experience for the group.
 - Use proper gear – using appropriate and maintained equipment will both make your experience more enjoyable, and minimize your environmental impact.
 - Plan your meals – when on an adventure, meals need to be nutritious and provide energy, but ideally they also contain minimal packaging and have correct portion sizes in order to reduce waste.
- Travel and camp on durable surfaces:
 - Use established campsites rather than making a new site – good campsites are found, not made.

Youth Program

- Trenches should not be dug for any reason – drainage, fire pits, etc.
- Don't place your tent on animal trails.
- Protect water sources – camp at least 50 metres away from lakes, streams and rivers.
- Stay on designated tracks to reduce impacts on other areas, don't create your own tracks.
- If planning an off-track adventure, make sure you have the appropriate skills (eg. spreading out impact, using durable surfaces, awareness of threatened species).
- When breaking camp, return the area to a natural state (eg. cover scuffed areas with leaf litter, return sticks and rocks moved for tents).
- Dispose of waste properly:
 - Correct disposal of waste aims to avoid polluting water sources, eliminate contact with insects and animals, maximise decomposition and minimise the chances of social impacts.
 - Take time to locate and use toilets where possible.
 - If no toilet is available, a hole can be dug for human waste, at least 10-15cm deep and over 100m from water sources, campsites and tracks. Toilet paper should be carried out or buried – not burnt!
 - Feminine hygiene products should be taken care of appropriately, not buried! – see www.lotsafreshair.com/2015/03/11/how-to-deal-with-periods-when-hiking/.
 - Avoid using soaps, but if necessary, dispose of at least 100m from a water source.
 - Remove all rubbish associated with the activity (eg. food scraps, litter) and utilise 'Reduce, Reuse, Recycle'.
- Leave what you find:
 - Respect the cultural artefacts of indigenous culture, and leave them in place, undisturbed. Be respectful of sacred sites, don't take photos or damage the site in any way.
 - Conserve the past, including both indigenous and European heritage.
 - Leave natural objects undisturbed – take only photographs, leave only footprints.
 - Ensure that gear is cleaned between uses to prevent the spread of invasive species (e.g. cinnamon fungus).
- Minimise campfire impacts:
 - No fires should be lit in designated wilderness areas, above the tree line, or in designated "fuel stove only" areas.
 - Use a stove rather than a campfire.
 - Check local regulations and conditions regarding campfires and stoves, including fire danger ratings, declared total fire ban days, and local practices for disposing of ash and coals.
 - Do not light fires in dangerous conditions (e.g. windy, hot, dry, excess fuel in surrounding area).
 - Build a minimum impact fire – use existing fire places, keep fire size to a minimum, use dead and fallen wood, don't burn plastics or metals on a campfire, raise fire off ground where possible.
 - Never leave a fire or stove unattended.
- Respect wildlife:
 - Observe wildlife from a distance, and particularly avoid disturbing animals during sensitive times (e.g. mating and breeding season).
 - Never feed animals, including inadvertently, through failing to store food and rubbish securely.
- Be considerate of your hosts and other visitors:
 - Respect Traditional Owners and their country, including being aware of sacred sites and practices.
 - Respect other visitors and the quality of their experience – keep noise levels down, don't dominate natural viewing areas.
 - Be friendly to other people enjoying nature – maintain a cooperative spirit by sharing information, and make room when passing others on the track, river, road, wherever.

"The most important thing to take with you is the right attitude - that is, the utmost effort to leave no trace of your visit. It is a gift to future visitors and a gift back to the environment you have been privileged to enjoy."

Youth Program



Performing Arts

Doug Wright, State Commissioner - Performing Arts sc.performingarts@soutsvictoria.com.au

Scout Shows in Victoria

Information about the Scout Shows is listed in the Choose Your Own Adventure section under All Section event.

Scout Band


The Scout Band offers an opportunity for players of any concert band instrument (ie. brass, reed, percussion) to gain experience from playing with a well-disciplined and well-rehearsed band. The band has approximately twenty-five members, and plays regularly at various Scout functions and commercial events when opportunities arise. Rehearsals are held on a regular basis (approximately every three weeks in the eastern suburbs). New members from all suburbs are always welcome.

Contact - Rod Savage scoutband@soutsvictoria.com.au

S.T.A.G.E.

The Scout Technical Activity Group Entertainment (STAGE) is run by industry professionals who are also current Leaders, to manage the technical aspects of entertainment at Scout events. STAGE aims to manage theatrical, audio visual and other requirements for events run by the Scout movement; make use of the vast resources available through the Scout shows; provide training in all aspects of the entertainment industry; assist Scout shows with crew and equipment if needed; and establish relationships with suppliers known to Scouting.

Contact - stage@soutsvictoria.com.au



International

Lisa Picking, State Commissioner - International sc.international@scoutsvictoria.com.au

Individual or Family Travel

While Scouts Victoria cannot support you as an individual traveller overseas nor is it guaranteed we can connect you with Scouts overseas, we strongly recommend you take out an appropriate level of travel insurance and check any advice or alerts issued on Smart Traveller for where you intend to visit.

You may also be eligible for an International Letter of Introduction if you have plans to participate in or visit a Scouting program or activity whilst overseas. This WOSM endorsed document serves as evidence to any overseas Scouts you encounter that you are a registered Australian Scout. There is more information regarding the International Letter of Introduction in the coming pages.

Friendship Visit or Service Trip

This is where there is a group of more than two or more registered members wanting to travel as Scouts for adventure, exploring or service. These groups can be Scout Groups, Units, Crews, service trips or small group travel. This type of trip requires a few more things to be organised as you are travelling as Scouts and we have a duty of care to make sure you are organised, prepared and covered for anything.

Applications to Travel Overseas are completely online on OLEMS - www.scouts.com.au > International > Overseas Travel > [Contingents](#).

Generally, we ask Groups to give themselves (and the International team) 12 months to prepare before they travel.

There are two stages of approval in the approval process.

The first stage is to have the actual application obtain initial approval from the State Commissioner - International and then by the International Commissioner - Australia. It doesn't matter if plans change a little in between getting initial sign off and the actual trip, you just need to let us know and to adjust the info provided.

To obtain initial approval of an application to travel, you will need to provide:

- A basic itinerary including departure dates, modes of transport on the ground, accommodation and outline of activities. This can be updated as plans develop.
- If you are planning on attending a meeting or event with local Scouts, National will also need to know, who the Scouts are, where the meeting or event will be and any planned activities so they can advise the NSO.

The second stage comes when all travelling members have registered with the trip and verified by the SC - International and the final supporting documentation has been provided.

You will need to submit:

- A detailed itinerary including departure dates, flight numbers and departure and arrival times, modes of transport on the ground, confirmed accommodation and complete list of confirmed activities.
- Detailed Risk assessment document including any travel and activity risks – speak to the SC-International for a guide.
- Evidence of travel insurance coverage for the entire trip for each member (this can potentially be arranged through Scouts Victoria at competitive prices).

A feature of the online system you will create in OLEMS is that the travelling participants in your group can log on to the system and complete applications to attend your trip. (They will need to create an account if they haven't already via www.scouts.com.au > International > Overseas Travel > [Contingents](#)). If they have attended an event with a National Contingent, they will already have an account on the system.

Anyone travelling on the trip, including the Trip Organiser, will need to complete an application via OLEMS. Once everyone is registered, let the SC - International know and they will verify your group's membership. This step and the submission and approval of final documentation signify the final approval. This should be completed at least three months out from travelling.

All those travelling over the age of 18 will need to hold a current Working With Children Check, current police checks and have completed their WHS and Child safe online learning modules.

Also, please remember to budget \$50.00 per person in your travel party to cover the costs of the two new Australian scarves each and postage. The Australian scarves as non-negotiable at this time as they are a new design and Groups should travel on the current design.

Please note: Once the International Commissioner approves the application, you will receive an email informing you of the approval and that the event has been generated in the International Events System. Once your event is created, your travel party will be able to apply and supply their details through the International Events System. All travelling members of your group must complete an application for your trip on the OLEMS system. If they don't complete an application, they are not eligible to go.

Youth Program

Ages of travelling members will also be taken into consideration. The minimum age for youth members travelling overseas on Branch Friendship Tour/Service Projects is 12 years of age.

We recommend that you book through Scouts Victoria's recommended supplier, Corporate Traveller. There have been instances of Groups booking through illegitimate organisations, paying good money only to find nothing has actually been booked and the travel agent has disappeared! Contact the SC - International for more information.

National Contingents

The other and most popular way to travel overseas with Scouts is with a National Contingent.

A list of events and contingents are available via www.scouts.com.au > International > [Contingents](#). All you need to do is make sure your registration is up to date, you're in good standing within your District and that you sign up according to the process set out by the contingent you wish to join.

Rovers and Leaders will also need to make sure that the following items are current, up to date on Extranet and that both checks are current for the event you are applying to attend:

- Working with Children Check
- Police Check
- WHS module
- Child Safe module

Please note: There are age restrictions on contingents so please check these to avoid disappointment.

If you have any further questions, please don't hesitate to contact the SC - International via sc.international@scoutsvictoria.com.au.

Applying for an International Letter of Introduction

Any registered member can complete an application for an International Letter of Introduction (ILOI). This WOSM endorsed document serves as evidence to any overseas Scouts you encounter that you are a registered Australian Scout.

However, your trip must conform to one of the listed criteria:

1. You are planning to attend a local Scouting event or activity and all information for the event is supplied (including dates and venue) and the contact details of the event organiser are provided; or
2. You are planning to visit a local Scout Group and the date and location of the visit are confirmed, and the contact details for the Group Leader or Leader in Charge are provided.

If you do not provide detail of any planned Scouting involvement overseas, you will not be eligible for a ILOI.

Please note, not having an ILOI will not prohibit you from meeting with Scouts overseas but you will be treated as general public.

Also note, that if you have contact details of the Groups and can provide them to me, the cost of a Letter of Introduction, two Australian scarves and postage is \$50.00

Applications for an ILOI requires the approval of both the State Commissioner - International and the International Commissioner, Scouts Australia.

The process for applying for a Letter of Introduction is online via the Scouts Australia International Event System.

You will need to create an account on the Scouts Australia International Event System if you haven't done so already via www.scouts.com.au > International > Overseas Travel > [Contingents](#).

International Events – Calendar

If an event has an official Australian Contingent, all members who wish to attend must apply to join the Australian Contingent.

The contingent charge generally covers the cost of the overseas Scouting event as well as an administration charge to the Scout Association of Australia National Office, airfares and any other transport as needed, two Australian scarves and name bar, insurance, etc.

Upcoming Events

Date	Event	Country	Age Range	Website / Notes
9 – 13 April 2020	78th New Zealand Moot	New Zealand	Rovers	Facebook - Aus NZ Moot
27 July – 6 Aug 2020	3rd European Jamboree	Gdańsk, Poland	14-17, Rovers and Leaders	www.scouts.com.au/event/3rd-european-jamboree-2020/
1 – 8 Aug 2020	Essex International Jamboree	Essex, UK	Scouts, Venturers and Leaders	www.scouts.com.au/event/essex-international-jamboree-2020/
4 – 18 Aug 2020	13th Nippon Agoonoree	Fukushima, Japan	Scouts, Venturers and Rovers	www.scouts.com.au/event/13th-nippon-agoonoree-2020/

Youth Program

19 – 29 July 2021	16th World Scout Moot	Ireland	Rovers born between 18th July 1995 and 19th July 2003	www.facebook.com/wsm2021aus/
3 – 10 July 2021	Norwegian National Jamboree	Norway	Scouts, Venturers and Leaders	www.scouts.com.au/events/
11 – 19 Dec 2021	32nd APR Scout Jamboree	Bangladesh	Scouts, Venturers and Leaders	www.scouts.com.au/events/
21 – 30 July 2012	20th BSA National Scout Jamboree	USA	Venturers and Leaders	www.scouts.com.au/events/
Jan 2022	15th New Zealand Venture 2022	New Zealand	Venturers and Leaders	www.scouts.com.au/events/
2022	8th International Finnjamboree	Finland	Venturers and Leaders	www.scouts.com.au/events/
2022	14th Fiji National Jamboree	Fiji		www.scouts.com.au/events/
2023	KISC Centenary Camp	Kandersteg, Switzerland	Scouts, Venturers, Rovers and Leaders	www.scouts.com.au/events/
2023	25th World Scout Jamboree	Saemangeum, Buan-gun, South Korea	Scouts, Venturers, Rovers and Leaders	www.scouts.com.au/events/

If you are interested in attending any of these or the MANY other international Scouting events you discover for yourself, keep an eye on <https://scouts.com.au/what-we-do/international/> for details of events. More information will be published across a range of media and communication methods including social media.

International Transfers and Exchange Students

Youth and Leaders providing evidence of registration in other States or countries will be registered without a fee until the next census. Short term exchange students will be exempt from membership fees. Please contact the SC - International for more information sc.international@scoutsvictoria.com.au.

Uniform for members going overseas

The official Scout uniform for all individual and national contingent parties of Youth and Leaders going overseas is the National Scouts Australia uniform policy (refer PandR). Travel to and from an overseas event will be in uniform or any appropriate and approved contingent attire.

All members of Scouting must remember that they are ambassadors for Scouting in Australia as the premier and largest youth movement and as such must wear their attire correctly and present themselves at all times in an appropriate manner. They must be appropriately proud to show that they are a part of world Scouting representing Scouts Australia.

Special Events Badges: The Chief Commissioner of Australia may approve the design and wearing of a special event badge produced specially for an Australian Contingent or approves the wearing of a badge produced by an Association overseas for all members attending the event. The National Secretary in conjunction with the Party Leader can arrange the production of such.

State and Local Name Tapes: Members may continue to wear State and local name tapes on the right sleeve when overseas. State or local badges worn on the front may have to be removed to provide space for special event badges or name tapes.

International Awards and Badges

Scouts of the World Award

The Scouts of the World (SoW) Award provides the opportunity for Venturer Scouts and Rovers to 'create a better world' by facing the three main challenges of the future as identified by the UN Millennium Development Goals:

- PEACE, security and disarmament.
- DEVELOPMENT and poverty eradication.
- Protecting our common ENVIRONMENT.

For more information regarding this award please contact the Project Commissioner, Scouts of the World via scoutsoftheworld@scouts.com.au or go to www.scouts.com.au > International > Australian Programs > [Better World Scouting](#).



Youth Program

International Explorer Award

The International Explorer Award is a belt and buckle that can be worn in place of the standard belt buckle on the uniform belt.

This award can be earned by any registered member of Scouts Australia who travels to an officially recognised international Scouting event overseas and participates in two of the following activities:

1. Service (minimum four hours).
2. Camping (minimum one night).
3. Training (minimum one complete day).
4. Attend at least three meetings (minimum three hours).

Upon their return from overseas, the candidate is required to complete at least three reports or presentations.

For more information regarding this award please contact State Commissioner - International.

Pen Pals

Who can have a Pen-Pal? To be part of the Pen-Pal Program you must be a registered Scouts Australia member - youth or adult. This will be verified with your relevant State before we link you with an overseas Pen-Pal. Groups can also link with an equivalent Group or Section overseas. Registrations are now open for individual Australian youth members and Leaders, as well as Group links between a Mob, Pack, Troop or Unit and an equivalent Group overseas.

Contact - National Pen-Pal Coordinator int.penpals@scouts.com.au

Visit www.scouts.com.au > International > International Program > [Pen-Pals](#).

International Accommodation

Accommodation is available at Scout Centres in a number of countries - refer to the International Travel Guide sent to your Troop, Unit or Crew, the Scouts Australia International website or contact sc.international@scoutsvictoria.com.au for a list.

SISEP (Scouts International Student Exchange Program)

As a Venturer Scout with SISEP, you will spend six to eight weeks in Denmark or Japan. You'll be living with a Scouting family with a host brother or sister Scout, attending school in the local community and participating in the host family's Scout Group. Being linked to the Scout Association in your host country gives you the unequalled opportunity to take part in challenging and diverse activities that only Scouts can offer!

SISEP has been through significant change in the past year and is now an approved exchange program with the Victorian Registration and Qualifications Authority. Among other things, this means that you must host an international student in approximately June - August to be eligible to be an exchange student in November. Further to this, anyone over the age of 18 living in your house must hold a current working with children check (these are free to obtain). The Working With Children Check for family members over the age of 18 will need to be provided before your application is approved.

It is recommended you talk to your school about hosting the International Venturer to see if they are happy for them to attend classes with you from approximately mid July - mid August. If they require any further information please let them know about SISEP being an accredited program with the Victorian Registration and Qualifications Authority. Should they have any other questions, you can direct them to our SISEP coordinators via vic.sisep@scouts.com.au or the State Commissioner - International via sc.international@scoutsvictoria.com.au.

If you are not willing to host an international Venturer, unfortunately, you will not be accepted. If you are unable to host, we are happy to work with you to find a more appropriate international Scouting experience.

Eligibility

- You must be an invested Venturer Scout with Venturing Skills Award or OAS Stage 5 Camping.
- Have been a Venturer Scout for a minimum of 12 months.
- Be at least 16 years of age before departing Australia and not older than 18 years of age before returning to Australia (i.e. born between February 2003 and December 2004).
- Must be recommended as suitable to attend by your Section Leader and local Section Commissioner and be approved by the Victorian SISEP Coordinators.

Every SISEP experience will be different, but no matter what happens you'll have a Christmas and New Year that you'll never forget!

For more information regarding SISEP, please contact vic.sisep@scouts.com.au or sc.international@scoutsvictoria.com.au.

Funding Assistance - International Events

Event Funding Assistance to international events is available for Victorian youth members including Rovers/Young Leaders under 26 from the EML Fund, details of which are located under Event Funding in this Info Book.

Uniform Information

Uniform is worn by youth and Leaders in accordance with AP and R14, diagrams appendix 4.

Uniform Requirements at Events

If attending an event, the uniform requirements are as advised by the event organiser. As a guide, with your blue uniform you should wear beige or blue pants and black or brown shoes.

Section ID Epaulettes

Introduced for Leaders who have completed basic training in the Section in which they hold a Certificate of Adult Appointment. The epaulettes are placed on each shoulder, one centimetre from the shoulder seam and should sit flat on the shoulder.

Special Event Badge Approval APandR. R14.1.3

No special event emblem or badge may be worn on the Scout uniform unless it has been approved by the Branch Chief Commissioner in accordance with Branch rules. A special event emblem or badge, when approved can only be worn on the front right hand side of the uniform, with the top of the event badge in horizontal alignment with the top of the Australian Flag badge, which is located above the shirt pocket. The emblem or badge is to be no larger than 75mm wide and 75mm deep/long.

Only one event badge may be worn on the front of the shirt at any one time.

To obtain approval, a coloured sketch showing actual size of the proposed badge should be forwarded to the Deputy Chief Commissioner through the appropriate channels.

Wearing An Award in the Next Section

- Joey Scouts advancing to the Pack who have gained the Joey Scout Promise Challenge are entitled to wear it while a Cub Scout until the Bronze Boomerang Badge is awarded.
- Cub Scouts advancing to the Troop who have gained the Grey Wolf are entitled to wear it while a Scout until the Pioneer Badge is awarded. It is worn at the bottom of the left sleeve in the place where the Citizenship Badge would be worn. The appropriate version of the Citizenship Badge is worn, instead, above the Pioneer, Explorer or Adventurer Badge.
- Scouts advancing to the Unit who have gained the Australian Scout Medallion are entitled to wear it while a Venturer until the Venturer Award is awarded.

Scoutshop

The site stocks all the essentials of Scouting - uniforms, badges, books, trophies and souvenirs and also has an extensive range of Scouting approved camping gear to purchase. All 100% guaranteed and all at very competitive prices and delivered free to your door with no minimum purchase requirement.

The Scout Shop online service is exceptional and most orders are despatched within 24 hours.

For Leaders this means you can order your badges after your meeting night and you'll have them for next week - no more driving across town to get badges and other items.

Scout Shop can also make your event and District Badges now very competitively. They have their own office in China to manage production and offer excellent service to all members across Australia.

Order online at www.scoutshop.com.au. Phone 03 8401 5908. Free postage (Minimum \$10 purchase).

In addition to the online store, there are two locations in Melbourne which stock the basic Scouting uniform, books and badges: Snowgum 1702 Dandenong Road, Oakleigh East VIC 3166, phone 03 9540 0895, open seven days 10am – 5pm.

Vast Outdoors Moorabbin 880 Nepean Highway, Moorabbin, 3189 phone 03 9555 7811.

Youth Activities

General Advice

The requirements for Adventurous Activities are current as at the date of publication. If any Leader requires further clarification or advice, the State Leader appointed for that activity should be consulted in the first instance. State Leaders contact details are listed above.

Activities Guidelines

Scouts Victoria recognises that no member should be denied the opportunity to participate in any activity that is readily available to members of the general public through the operation of a commercial enterprise except in the case of a particular activity for which the Association cannot obtain Public Liability insurance (or not at an acceptable cost) or has no proven expertise, recognised experience or professionally qualified resource of its own, available to assess the inherent risks, to define the parameters and who has been formally authorised to accept leadership responsibility for the activity.

This recognition has been framed within the context of the Association's Code of Conduct, Duty of Care and its training program, recognising also the inherent responsibility of each individual Leader to exercise at all times, the personal Duty of Care that is imposed upon each of us by statute and common law. Our guidelines may therefore be summarised as: 'appropriately trained Leaders', 'health', 'safety' and 'common-sense'.

Against this background, Scouting activities can be divided into two separate and distinct classes:

- Regular Scouting Activities are those that do not present a greater element of risk to the participants than any other. For these activities, our Wood Badge training program adequately covers most requirements for Joey Scout; Cub Scout; Scout and Venturer Section activities, while specialist assistance remains necessary for certain specialised activities e.g. Air and Water Activities. For any activity the Group Leader needs to be aware of when and where you are going and what you will be doing and that a Scout Safe assessment has been undertaken and that appropriately trained Leaders are in charge. This also applies if you are doing a District, Region or State activity. The checklist below could be used for any activity program.
- Adventurous Activities are those that do present a greater element of risk than Regular Scouting Activities. These are activities for which our Leaders are required to undergo specialised training and/or to demonstrate a prescribed level of skill in any one or more of these particular Adventurous Activities. Refer any questions to the State Leader for the activity.

The key to prudent activity planning is a combination of judgment and application of the principles of risk management. The following Guidelines have been endorsed by the State Adventurous Activities Council and the State Leadership Team.

Any Scout is permitted to participate in any formally approved or recognised Scouting activity, subject to the total observance of the following guidelines. Responsibility for the safe conduct of any Scouting activity will vest absolutely in the Leader In Charge of that particular activity and in full recognition of their Duty of Care to the participants.

New or unusual Scout events or activities

Refer to the Insurance section. These events must be discussed with the Assistant Chief Commissioner - Program before proceeding and AON - Insurance Broker must be advised of any unusual or new Scouting activity planned well in advance of the event date to ensure that there is adequate insurance cover available.

scOUT and ABOUT

Scouts Victoria has developed an Out and About notification process for Scouting activities that are being undertaken at a non-Scouting location away from a Group's normal location. Find more information on the [scOUT and ABOUT](#) page of our website.

In the event of an emergency or extreme weather warning, this will allow us to:

- Determine whether any Scouting activities are being undertaken in that area.
- Communicate with and provide assistance to members who may be potentially affected.
- Provide information to parents/next of kin and to external agencies.
- Determine that there are no Scout members in danger (i.e. give an 'All Clear' notification).
- All Scout Groups need to register the location of any planned activity at a non-Scouting location outside of the Group's District.

Group Leader/District Commissioner Checklist – Approving Activities

Permission to attend these activities is given by the Group Leader subject to the above and the following checklist.

It is the ultimate responsibility of the Group Leader (LIC) of the Group to satisfy themselves that their Group members are participating in an activity that will be conducted by appropriately trained leaders. Initially the Group Leader should be aware of the level of Scouting that is running the activity. The Group Leader should consider the following in making that decision for their youth members. Not all items need to be considered, as it will depend on the nature of the activity, its adventurous nature of the level of Scouting running the activity. Check definitions of adult appointments for parental involvement under Personnel – adult appointments.

Eligibility for all adults attending major events

Refer to the Child Safe Scouting at Major Events policy under the [Policies](#) section of our website.

Youth Program

Activity Brief

- Consideration of Award Scheme requirements, conservation, environment concerns and members diversity.
- Have all stakeholders (participants, Section Leaders, parents, carers), been fully informed?
- Information should include: dates/times/costs, purpose of the activity, location/site discussion, emergency evacuation procedures, emergency contact arrangements, personal equipment/clothing/toilet/hygiene requirements, food/menu, sleeping arrangements, safety Issues, use and nature of specialised equipment, The activity brief must occur at least one week prior to the start of the activity.
- Travel arrangements, also refer to Child Safe Scouting at the start of this Info Book and to travel in the Scouts Australia CHILD PROTECTION POLICY and PRESCRIBED PROCEDURES available under 'Free Publications and Resources' on the Scouts Australia Policies and Resources section of our website.
- Has all relevant technical training been provided to all participants prior to the activity?
- Has Mandatory Training been considered?
- Has the information provided by the Activity team been consulted?

Health

- Is a First Aider available for the duration of the activity?
- Is a First Aid Kit available, checked by the First Aider?
- Have the Leaders access to each participant's CareMonkey profile?
- Does each participant understand the physical fitness requirements for the activity?
- Has the Leader In Charge of the activity established both the physical and emotional health requirements of each participant?
- Has the Leader In Charge of the activity established emergency details (location/phone contacts) for Emergency Services (police, ambulance, hospital, medical, fire)?

Risk Management – Scout Safe

- Have all appropriate forms been completed and returned (Activity Intention Forms, Special Activity Permission Form, CareMonkey profile updated, etc.)?
- Have relevant authorities been notified of the nature and location of the activity (police, park rangers, ski patrol, etc.)?
- Are current conditions being checked immediately prior to departure (weather forecasts; terrain; etc.)?
- Has an Evacuation Plan been prepared (when, how, transport, egress points)? Does each participant know of these arrangements? Who, locally, holds a copy of it (names/phone numbers)?
- Has an alternative Activity Plan been prepared and who, locally, is aware of the details (name/phone number)?
- Communications: What arrangements have been made (radios, phones, phone numbers, operational details, etc.)?
- If the activity is being conducted by an external service provider, has evidence of its Public Liability Insurance been obtained and reviewed? Is the level of indemnity at least \$10,000,000?

Location

- Is the site readily accessible?
- Has permission for use been obtained (in writing) from land owners/wardens/managers/Parks Victoria?
- Is the site appropriate for the planned activity? (i.e. having regard to the skill level, experience and physical limitations of each participant.
- Local knowledge – has information been sought?
- Activity Leader – Do they have personal knowledge of site/terrain and technical ability?
- Has the advice of the relevant State Leader for the activity been sought? Should it be?

Equipment

- Is it in good order, suitable and appropriate?
- Are you satisfied that the person responsible for checking the equipment has the technical knowledge and ability to do so?
- Transport availability, if necessary.
- Sufficient for enough participants for the activity to proceed safely?
- Is there sufficient familiarity on site with the correct use of all equipment being used?

Qualifications

- Scout Association Qualifications (Activity Intention Form for Adventurous Activities)
- Outside Organisation/Provider Qualified (Special Activity Permission Form)
- Leader holding a Certificate Adult Leadership present and who is responsible for Youth Welfare?
- Current skill training completed. Is it appropriate for the level of activity?
- Activity planning, approval and leading is the responsibility of the appropriate qualified Activity Leader, whose level of qualification is relative to the size of the event.
- Adequate number of Activity Leaders present for the activity according to the Risk Management Plan.
- If the activity has been out-sourced to an external service provider, does the person-in-charge of the activity hold a current Working with Children card?

Adventurous Activities



Alan Richmond, State Commissioner - Adventurous Activities

sc.adventurousactivities@scoutsvictoria.com.au

Assistant State Commissioners Adventurous Activities:

- Matt Conway asc.adventurousactivities@scoutsvictoria.com.au

- Ron Keehner asc.adventurousactivities@scoutsvictoria.com.au

- Lachlan Shield lachlan.shield@scoutsvictoria.com.au

Adventurous Activity Leaders

State Leader Abseiling	Gavin Mulholland (acting)	state.abseiling@scoutsvictoria.com.au
State Leader Air Activities	Paul McLennan	state.airactivities@scoutsvictoria.com.au
State Leader Archery	Pippa Rowntree-Smith	state.archery@scoutsvictoria.com.au
State Leader Bushwalking	Ian Thorne	state.bushwalking@scoutsvictoria.com.au
State Leader Paddling	Shaun Smith	state.paddling@scoutsvictoria.com.au
State Leader Caving	Ian Barnard	state.caving@scoutsvictoria.com.au
State Leader Cycling	Lachlan Preston	state.cycling@scoutsvictoria.com.au
State Leader Four Wheel Driving	Duncan White	state.4WD@scoutsvictoria.com.au
State Leader Radio and Electronics	Phillip Adams	state.radio@scoutsvictoria.com.au
State Leader Rock Climbing	Casey Gray	state.rockclimbing@scoutsvictoria.com.au
State Leader Sea Scouts	David Bryar	state.sailing@scoutsvictoria.com.au
State Leader Scuba	Bruce Ellis	state.scuba@scoutsvictoria.com.au
State Leader Ski Touring	Roger Harrop	state.skitouring@scoutsvictoria.com.au
State Leader Water Skiing	David Taylor	state.waterskiing@scoutsvictoria.com.au

Adventurous Activities Training

Activity Skills Recognition

Critical to the program is the Skills Recognition process. This process recognises many of our experienced Section Leaders who have activity prior skills and knowledge. Applicants wishing to seek Skills Recognition must:

1. Download and complete the Recognition of Prior Learning Application Form.
2. Attach any and all relevant evidence, such as documents, certificates, statements of results, references, samples of work.
3. All documents are to be sent electronically to the relevant State Leader.

Any Training/Qualification Certificates, must be copied and certified as true and correct by a suitable person such as a JP, police officer, accountant, school principal, pharmacist or post office manager.

The State Leader for the Adventurous Activity or a member of their team is qualified to recognise the training undertaken to receive these qualifications and will consider it together with other supporting evidence. A critical component of skills recognition is proving currency. This is normally achieved by providing a log-book of recent activity participation. In some circumstances the State Leader for the Adventurous Activity may ask an applicant to complete a practical assessment by attending an activity and assisting or running an activity that the State Leader for the Adventurous Activity or Assessor attends. If found competent, the State Leader for the Adventurous Activity issues the comparable Scouting qualification. A National Activity Log Book for use by youth and adult members is available on the Scouts Victoria website and provides a record of your involvement in the range of activities. It is essential that such records be accurately maintained by all participants to ensure that you can provide evidence of current competency. Current First Aid qualifications must also be held.

For further information on the adventurous activity training program, the Skills Recognition process, please the State Commissioner - Adventurous Activities.

Adventurous Activities - External Experts

If we do not have an activity team for a particular activity and the use of a commercial operator is being considered, the following information together with a copy of your Risk Management Plan will need to be provided to confirmationofinsurance@scoutsvictoria.com.au who, where necessary, will liaise with the State Commissioner Adventurous Activities so due consideration can be given as to whether or not that particular activity is to be authorised:

- the qualifications and experience of each of the instructors; and
- whether or not any clients of the entity sustained any injury in the course of its particular operations within the last two years and if 'yes', the nature of such injury and whether or not the entity's Insurer accepted liability in relation to it and
- the certified copy of a Certificate of Currency in relation to the entity's Public Liability Insurance specifying both the nature of the cover being granted under the Policy and the aggregate amount of cover available under the Policy and noting Scouts Victoria as an interested party; and

Adventurous Activities

- evidence that all adult instructors employed by the selected operator and available to instruct our members are the holder of a current Working With Children Card.

In addition, the parents or guardians of each youth member participating in the activity will be required to complete the Association's Special Activity Permission form confirming that they are aware and agreeable to their child participating in the activity notwithstanding that the activity is not being conducted under the direct supervision or control of the Scout Association.

National Adventurous Activity Schools

Each year Scouts Australia offers a variety of National Adventurous Activities Schools around the country. These Schools are run by individual Branches on behalf of Scouts Australia so each one is different, but there are some common characteristics.

Each one focuses on a specific activity, such as mountain-biking, or on a set of related activities such as abseiling, rock-climbing, caving, and high ropes; they usually go for between four days and a week so participants can get properly immersed in the activity. Most Schools offer formal outdoor recreation qualifications from the SIS10 training package, particularly at Guide level, although a few are designed around Outdoor Adventure Skills. They're a great way to quickly gain entry-level qualifications; knock off some OAS stages; or to consolidate existing skills. Most are open to Venturers, Rovers, and Leaders, and you can attend interstate ones (that's why they're National AA Schools!).

Contact - lachlan.shield@scoutsvictoria.com.au

ADVENTUROUS ACTIVITY TEAMS

Abseiling

State Leader, Abseiling – Gavin Mulholland (acting), state.abseiling@scoutsvictoria.com.au

Facebook - [Victorian Scout Abseiling Team](#)

Abseiling is the recreational sport of descending a cliff safely, while attached to a rope. An objective of the State Abseiling Team is to promote the activity to our youth members and to ensure that all persons conducting these activities do so with the best technical and practical skills and training available.

The State Abseiling Team is totally committed to maintaining and enhancing a high standard of managing risk and safety through the application of effective risk assessment and management procedures. Although the policy and standards for abseiling within Scouting in Victoria are set and monitored by State Abseiling Team, the responsibility within Group lines for ensuring that the Leader In Charge of an abseiling activity is both qualified and competent lies with the Group Leader or Leader In Charge of the Group concerned. Full lists of currently qualified Leaders are held by the State Abseiling Team and copies will be made available to Districts and/or Groups upon request.

Section Leaders wishing to become involved in abseiling are welcome to become trained as Leaders thus allowing them to make abseiling available to their youth members.

Mobile Abseiling Tower

We have two mobile abseiling towers that are available for weekend activities for youth, subject to Abseiling Leader availability. For cost and any further questions please contact the State Leader.

Cliff Face Jump Weekends

The State Abseiling Team is running a new set of activities for youth members. These activities will be held over weekends at a variety of locations around Victoria. The weekends will cater to different age groups please check when booking whether the weekend is suitable for your youth Section. Refer to program calendar.

All events will be booked online with opportunities for Packs, Troops, Units and Crews to book interested youth and Leaders. The amount of places on offer depends on the site and the available accommodation. Leaders will be required to attend with youth; youth can be hosted with other Groups. The Adventurous Activity Leaders are there to run activities and need the support of Section Leaders to supervise youth members while they are not participating in the activity.

Venturers who would like to gain abseiling competencies can book a weekend through the same booking system and express an interest in completing the abseiling Level 1 workbooks and can achieve competencies from the Certificate II in Outdoor Recreation through application to SAIT.

Dates will be advertised in both the weekly enews Be Informed and the Rover weekly news, information on how to book will be found in those emails and on the [Abseiling webpage](#).

Joey Scout And Cub Scout Days

Contact the State Leader for dates or bookings.

Adventurous Activities

Scout Section - Abseiling Proficiency Badge

The Scout Abseiling Team has set aside a number of days and/or weekends to be available for Scouts wishing to qualify for the Scout Abseiling Proficiency Badge. Scouts seeking to qualify should understand that this will involve explanation of activity protocols and pre-jump requirements. In total, the badge requires about 10 hours to complete. Early reservations are essential. Please book through your Region team or direct to the State Abseiling Team.

State 'Satellite' Abseiling Teams

There are a number of satellite teams that operate under the auspices of the State Team, to conduct local abseiling activities for youth members and Leaders. They can call upon the State Team (and vice versa) for support as and when necessary. The teams, where qualified, will also provide introductory training for anyone interested in progressing to be formally qualified under the State Abseiling Team umbrella.

First Emerald Abseiling Team is operated by the 1st Emerald Scout Group

'FEAT' provides tower and rock face abseiling services for Scouts. The 12m Wilson and Nunn tower is at the Emerald Scout Centre, 21 Kilvington Drive Emerald 3782, Melway 127E5.

We operate at Gilwell Park by arrangement. We also operate Shiprock in Gembrook in Kurth Kiln Regional Park. We will abseil Joeys, Cubs, Scouts, Venturers, Rovers and Leaders. To abseil participants need to be able to climb up a 6m ladder unassisted. Information on availability, costs and services are on our website www.emeraldscouts.org.au/feat-abseiling/.

Bookings open for each term on the first week of that term and fill quickly so don't delay.

Diamond Valley Abseilers - Watsonia Scout Centre, AK Lines Reserve, Peters Street, Watsonia. (Melway 20 F2). The eight metre tower offers abseiling for Cubs through to Rovers. We are fully equipped and can offer access to cliff face locations by arrangement. We hold regular information sessions for Leaders interested in abseiling as a Group activity.

Contact - dvat.watsoniascouts@hotmail.com

Bookings - weekdays, weekends and nights are available and are subject to availability of qualified Leaders.

Pax Hill Activity team "PHAT"

Pax Hill Activity team is based at Pax Hill scout camp in Ballarat and provides abseiling experiences for all sections on our own dedicated tower within the camp. Why not combine a camp with an abseiling experience, contact the Pax Hill Activity Centre manager on 5331 4956 or info@paxhill.com.au to book an adventure.

Goulburn Murray Abseil Team

We have on offer a 9.9 metre tall scaffold tower that we can assemble nearly anywhere that is good for grabbing people's attention for promoting and advertising your Scout Group or just have set up for you to be able to run an adventurous abseiling activity for your Group or District to attend for all Scouting ages.

We also offer natural surface abseiling in locations with a view, some of these with space for the option to camp nearby for full weekend of abseiling, (to be self-catered food and camping gear).

We can also help with basic abseiling training, for leaders interested in the pursuit.

Contact - abseil.goulburnmurray@scoutsvictoria.com.au

Gippsland Region Abseiling Team- Baw Baw District/Caringal Scout Camp

Contact - abseil.caringal@scoutsvictoria.com.au

South Gippsland District / Mobile Abseiling Tower

Contact - abseil.gippsland@scoutsvictoria.com.au

Challenge Ropes

The State Abseiling Team is responsible for the policies, training and operation of, rope activities such as Low and High Ropes, flying foxes, possum gliders and crate stacking activities. For more information contact State Leader - Abseiling

Crate Stacking

'Crate Stacking' is an activity which is becoming ever more popular and consists of an individual, the 'stacker', placing crates one on top of the other while being suspended from an overhead beam. For a comprehensive set of guidelines contact the State Leader - Abseiling site, including - Scope; Leader Qualification; Training; Equipment; Preparation; Site Management; Procedure; Collapse and Permission.

Flying Foxes - Aerial Runways – Construction And Operation

For a comprehensive set of guidelines contact the State Leader - Abseiling, including: Scope; Leader Qualification; Safety Procedures and Permission.

Adventurous Activities

Air Activities

State Leader, Air Activities – Paul McLennan, state.airactivities@scoutsvictoria.com.au

Facebook - [Scout Air Activities Victoria](#)

The team is based at Moorabbin Aerodrome (south-east Melbourne). All pilots are holders of a Commercial Pilots Licence and are members of Scouts Australia.

- Activity Bookings - bookings.airactivities@scoutsvictoria.com.au
- General Enquiries - info.airactivities@scoutsvictoria.com.au
- Student Pilot Training - learntofly.airactivities@scoutsvictoria.com.au

Scout Air Activities Victoria (SAAV) provides a range of STEM activities utilising Adventure in Flight for groups or individuals from its base at Moorabbin Aerodrome (south-east Melbourne) and upon request at airports across Victoria. All passenger flights are conducted by commercial pilots as charter operation under Civil Aviation Regulations.

Further information, visit the [Air Activities](#) page on our website.

Air Activity Days for Groups are generally conducted at Moorabbin Airport. Programs are offered for Joey Scouts, Cub Scouts, Scouts, Venturers, and Rovers consisting of a presentation illustrating airfield safety, identification of the principal parts of an aircraft, theory of flight, control surfaces and aircraft recognition. Activities conclude with all participants and Leaders being given the opportunity to enjoy a short flight. The cost is \$60 per participant with an additional \$6.50 for award program participants.

By prior arrangement and provided suitable facilities exist, the team conducts events from regional airfields. While pricing will vary due to airport charges, local cost of aviation fuel, and the cost for ferrying the aircraft from Moorabbin. Ferry costs will be approximately \$10 per participant for each 100 km from Moorabbin.

Further information and to request for an event visit the '[Flying Days and Bookings for Groups](#)' page under the Air Activities section of our website.

Scout Air Activities Award Scheme Days are scheduled at least four times each year for individual Cubs and Scouts with a personal interest in Air Activities. Currently these days cover the requirements of the Scout Air Activities Target badge at Pioneer, Explorer and Adventurer levels or the Cub Level 2 Flight Badge and include a short flight in a Piper Warrior aircraft. Reservations are essential and these days which book out quickly are advertised through Be Informed and our Facebook page. Further information and to register for an event visit the '[Award Scheme Days for Individual Cubs and Scouts](#)' page under the Air Activities section of our website.

Venturer Section – Venturer Award Challenge

Each year we schedule a Venturer Award Challenge program comprising three parts over ten hours culminating in a full flight lesson. Victorian Venturers also have the opportunity to attend Scouts NSW Flying Camps held each January and July. For further information about either program and to register for an event visit the '[Venturer and Queen's Scout Award Programs](#)' page under the Air Activities section of our website.

Pilot Training and Join the Team

In 2020 Scout Air Activities Victoria will be hosting a range of pilot training days including Information Days, and Be a Pilot for 3 Days.

Any Scout, Venturer, Rover or Leader who is interested in learning to fly is encouraged to attend one of our information days for prospective pilots. We will cover what is required to become either a recreational or professional pilot, training pathways, and approximate costs. Further information and to register for an event visit the 'Learn to Fly' page under the Air Activities section of our website.

The Be a Pilot for three Days will cover arrangement of activities and experience for a pilot from classroom training, airfield walk, visit to a maintenance facility, as well as shared flights with an instructor.

Why not join the Air Activities Team to get some first-hand experience, contact us at info.airactivities@scoutsvictoria.com.au.

Drones

The operation of drones is subject to a broad range of state and commonwealth regulations. The Civil Aviation Safety Authority regulates the licencing of pilots and operators, the registration of drones, and the general rules for operation. Generally you must not fly higher than 120 m, closer than 30 m to people or property, cross a road, or closer than 5.5 km from an aircraft landing area. Current information can be found at www.casa.gov.au/drones.

In Victoria drones may not be operated in any area managed by Parks Victoria (including National Parks, State Parks, Crown Land Reserves, Port Phillip and Western Port, Yarra and Maribyrnong Rivers and a variety of Metropolitan Parks) without being or engaging a fully licensed pilot and CASA-certified operator. A permit is required from Parks Victoria. Current information can be found at www.parks.vic.gov.au under Get into Nature and [Events and Filming Permits](#).

The Air Activities Team is seeking to obtain an Operator's Certificate during 2020.

Adventurous Activities

Other Air Activities

Scouts Victoria's Insurance only covers air activities conducted by the Air Activities Team. For further information see the Insurance Section of the Info Book or contact the Air Activities Team for assistance in developing an appropriate risk plan for your activity.

Archery

State Leader, Archery – Pippa Rowntree-Smith, state.archery@scoutsvictoria.com.au

Facebook - [Scouts Victoria Archery](#)

The State Archery Team is responsible for providing training, guidance and support to Leaders in the safety and technical aspects of running an archery activity.

Training

Training is available for all Activity Leaders, Section Leaders, Group Leaders in range set up, safety standards and shooting technique. Dates and further details can be found on our Facebook page above or by emailing state.archery@scoutsvictoria.com.au.

Program Support

The Archery Team is available to support Groups, Districts and Regions to incorporate archery into their regular programs. This could include a night at your scout hall or a camp on one of the Scout Parks. To register your interest, please email state.archery@scoutsvictoria.com.au.

Stick-it Archery

Suitable for Joeys and Cubs, Stick It Archery. Magnetic tipped arrows that have Velcro discs that are shot onto an inflatable Velcro target. When the arrow strikes the target, the Velcro disc sticks and the arrow falls away, leaving the disc as a marker. Can be used inside or outside.

Archery Tag (coming soon)

Suitable for Scouts and upwards, archery tag is similar to dodgeball, paintball or nerf war, played with bows and arrows with foam 'marshmallow' tips. Participants form teams of five and shot at their opponents. Inflatable bollards act as screens. It's a game of elimination.

Target Archery

Is the most common form of archery where archers shoot at a stationary target at varying distances.

Equipment

The archery team has a range of recurve bows of various sizes and draw weight suitable for all ages.

Bushwalking

State Leader, Bushwalking – Ian Thorne, state.bushwalking@scoutsvictoria.com.au

Facebook - [Scout Bushwalking](#)

The State Bushwalking Team trains and supports Leaders and youth members in bushwalking leadership and skills. This includes Venturers wishing to gain skills prior to undertaking the Queen's Scout Award Expeditions, and also for Leaders seeking to re-accredit or validate their current skills. Team members are either active Section Leaders or Adventurous Activity Leaders. This support is:

- Training for Leaders and youth members.
- The provision of resources.
- Ideas of where to go and what to do.
- Hire of equipment e.g. GPS.
- Advice and assistance to undertake new locations and activities.

Follow us on Facebook for hints, tips and upcoming events - [ScoutBushwalkers](#)

Hazardous Or Prohibit/Restricted Areas

Several areas in Victoria have special rules for camping and hiking which can be hazardous or restricted. These include:

- Water catchment areas, due to access restrictions.
- Alpine areas, including Tarli Karng.
- Lerderderg Gorge, after heavy rain – danger from rising water in narrow gorge terrain.
- Grampians National Park, due to terrain and water availability.

Adventurous Activities

Before hiking or camping in these areas especially, Leaders must check out the local regulations and restrictions which apply. In addition Leaders must ensure that they hold the appropriate accredited qualifications to lead the activity. In recent years we have had fires and floods and a number of our bush areas have been damaged and closed because of fire damage or flood erosion.

Bushwalking Training

Bushwalking - Level 1

This is a weekend similar to the Basic Outdoor Skills/Basic Scout Bushwalking course, delivered by the Bushwalking Team and focussing specifically on bushwalking skills. It covers:

- food for the outdoors,
- clothing and equipment,
- party management, and
- basic navigation.

It's an introductory level course held on flat, easy terrain near Melbourne and designed to be accessible for most people.

Bushwalking - Level 1 (Venturers)

This course is open exclusively to Venturers. It's similar to Bushwalking- Level 1, but is more challenging and includes some content from Level 2 (it's almost like Level 1½). It covers most of the practical areas of the Venturing Skills badge, or could be used for VA Outdoors. The course also covers skills that would be very helpful to Venturers planning their VA/QS Expedition.

Bushwalking - Level 2

This course is for Rovers and Leaders who have a good grounding in basic outdoor skills and would like to improve. It covers:

- crossing rivers safely,
- planning a walk and leading a group in the outdoors,
- intermediate navigation techniques, including lots of practical navigation, and
- handling basic emergencies.

River crossings and planning are usually held on a Saturday, with an overnight walk weekend in moderately challenging terrain about two weeks later.

Bushwalking - Level 3

This course is open to already-experienced Leaders and Rovers wanting to extend their knowledge and bushwalking skills to an higher level. It focuses on advanced practical skills in in desert and alpine areas. The course covers the following topics:

- navigation in poor visibility, extreme conditions, and trackless terrain,
- party management in adverse situations, and
- dealing with challenging environments.

The course consists of three weekends in desert, snow, and scrub; attendance at the desert module (Queens Birthday weekend) is required for completion of the course.

Bushwalking - Navigation

This is a standalone navigation course for people who'd like to understand navigation better, or who want to brush up their practical skills. It covers:

- planning a route,
- following a bearing accurately, and
- navigating by terrain.

It's a one-day course held in moderate terrain near Melbourne.

Qualification Requirements

The Bushwalking Team issues several qualifications aligned to our training courses. However, Leaders with existing skills can seek skills recognition for their previous learning after written and/or practical assessment.

Leaders may also be appointed as an Activity Guide at any of these levels after formal assessment in core outdoor recreation skills, training techniques, and bushwalking-specific units. For more information, refer to state.bushwalking@scoutsvictoria.com.au.

Level 1 (Controlled)

Bushwalking - Level 1 Leaders are qualified to lead parties in Controlled environments only. Controlled areas are:

- non-remote (within an hour of assistance),
- below the snowline (1300m),
- not in a desert,
- under the supervision of Parks Victoria or DELWP rangers (ie: State and National Parks or similar), and
- feature moderate terrain.

Adventurous Activities

Bushwalking - Level 1 is equivalent to Basic Scout Bushwalking or Basic Outdoor Skills, and forms part of Wood Badge training for Leaders in the Scout, Venturer, and Rover Sections. Unless a Leader specifically holds a higher level then this is their default qualification.

Level 2 (Intermediate)

Leaders with Bushwalking - Level 2 are qualified to lead parties in Intermediate terrain, which includes areas which are:

- non-remote (within an hour of assistance),
- above the snowline during summer (above 1300 metres elevation, from the first Sunday in October through to Queen's Birthday weekend) but not in winter, and
- more challenging terrain.

Level 3 (Uncontrolled)

Leaders holding a Bushwalking- Level 3 qualification may conduct unrestricted activities on foot or snowshoes (but not on skis) provided that they are aware of and have planned for the issues to do with walking in an Uncontrolled environment.

Leaders holding a Ski Touring qualification are also qualified to lead activities on snowshoes or conduct alpine bushwalking equivalent to that allowed for under their Ski Touring qualification.

Bushwalking Supplementary Activities

Snow-shoeing

Activities such as bushwalking or snowshoeing may take place above the snowline provided the Leader In Charge holds the appropriate qualification. Snowshoeing qualifications are similar to bushwalking qualifications, with the exception that all levels are able to lead parties above the snowline.

Group Leaders approving any activity above the snowline must pay particular attention to the Leader's qualifications and the party's emergency planning of provisions and equipment in case they encounter extreme weather conditions. These can occur at any time of the year in Alpine Regions. These qualification requirements do not apply to downhill skiing or to snow play activities such as tobogganing, throwing snowballs, making snowmen, or building igloos (etc) in a designated resort area; these activities do not require a qualification.

Alpine conditions can change rapidly at any time of the year and snow can fall making conditions extreme. Consideration of the age and ability of youth members and the suitability of the activity must be taken into careful consideration before holding the activity. Leaders must plan for the fact that snowshoeing is far slower and more tiring activity than normal walking (about six to eight kilometers per day, at best). It is not recommended that Scouts camp in the snow.

Also refer to the Ski Touring section, and for further information, contact State Leader - Bushwalking.

Rogaining is a team navigation activity/sport. Events are conducted by the Victorian Rogaine Association on a regular basis, including one specifically developed for Scouts in June, being a five hour bush rogaine. VRA events and resources can be found at www.vra.rogaine.asn.au.

Rogaining is also part of the Gilwell Park Patrol Activity Camp program. Suburban Adventure Racing – an introduction to rogaining for all Sections. Visit the Choose your own Adventure pages or www.suburbanadventure.com.au.

Bushwalking Interstate Trips - Interstate Bushwalking requires the approval of the relevant State.

Scout Bushwalkers

A bushwalking club run by the Bushwalking Support Team to enable Leaders to enhance their skills and gain ideas for their Groups. Meetings are on the fourth Tuesday of the month in conjunction with team meetings. Contact Ian Thorne – State Leader Bushwalking.

Geocaching

Geocaching is a high-tech treasure hunt where participants navigate to hidden containers using GPS units. Upon reaching their destination, they leave a small item like a toy, bookmark or pen and take another object from the container. Scout Bushwalkers have several Garmin eTrex Global Positioning System units that can be hired out to Scout Groups. Hire charges per unit is \$10 per day, or for expeditions of more than a weekend by arrangement. A \$50 refundable deposit is required, or replacement cost if unit is lost or destroyed. Hirer is to provide own batteries. Contact State Leader - Bushwalking.

Caving

State Leader, Caving – Ian Barnard, state.caving@scoutsvictoria.com.au

Explore a fascinating new world, hidden beneath the earth. Pretty crystals and spectacular natural formations shine with a special life of their own in the beam of your torch. Voices echo in the dark caverns, and you'll feel a tingle of excitement as one of the privileged few to experience these mysterious spaces.

Adventurous Activities

You'll be surprised at how much there is to explore in Victoria's cave systems. Discover natural rock formations that have taken thousands of years to develop. Be challenged by the maze of tunnels and grottos. You might even have an encounter with cave crickets or glow worms.

Caving is a demanding adventure, which could include some tight squeezes, rock falls and plenty of slippery mud. You don't have to be super-fit, but you need to be prepared for a physical adventure. If you aren't comfortable with enclosed spaces, darkness or mud, then you'll need to rethink your caving goals.

Who can be involved?

The State Adventurous Activities Council approves caving as an adventurous activity for Scouts, Venturers, Rovers and Leaders.

For Joey Scout and Cub Scout Groups, you could consider an introductory activity with a commercially available tour group. Caving is not recommended as a programed activity for these younger Sections.

Badges and Awards

Caving weekends are programmed regularly so Scouts can qualify for their 'Caving' activity badge.

These activities can also be used towards VA Outdoors for Venturers, as well as possibilities for VA Pursuits, QS Outdoors/Pursuits, the Endeavour Award, or even Service or Environment. For Duke of Edinburgh Award, contact the State Leader Caving.

Guidelines

Caving has many potential dangers, so guidelines have been developed by the State Adventurous Activities Council. It's all about safety for the participants and preserving the delicate, irreplaceable cave environment.

All caving activities are supervised by an appointed Caving Guide.

Team Caving Trips

Scouts Victoria Caving Team trips are generally run each month from February to November. Locations include Buchan, Budj Bim NP or Portland, which are about a four to five hour drive from Melbourne. A few days are scheduled to caves closer to Melbourne, dependent on team availability.

The Trip Leader will choose the caves based on the capabilities of those involved. Caving activities at Buchan, Budj Bim NP and Portland involve camping on the Friday and Saturday nights, so participants need to provide their own transport, tents, food and cooking gear.

The cost of these weekends covers camping fees and equipment. You'll usually pay around \$45 to \$55. Booking a trip is essential. Bookings open October 1 each year for the following year.

Requirements

You will have to supply:

- Your own overalls or old clothes and sturdy boots
- A good robust headlamp or large torch with a sling (for hands free) and new batteries
- An additional emergency source of light such as a pen torch

Bring a camera with flash so you don't miss the unique selfie moments, and make sure it has a protective bag.

All Venturers and Scouts MUST be accompanied by Section Leaders.

Checklist for Group Leaders

Qualifications:

Caving Guides must first be approved by the State Leader Caving, who'll provide all the assistance and information required.

The Caving Leader must also be:

- A qualified Scout Adventurous Activity Guide/Instructor (Caving); or
- A Commercial Caving Operator approved by Scouts Victoria and having adequate insurance.

Ratios:

Minimum of one experienced Caving Guide for every five Participants. The guide should have an appropriately experienced caving assistant, meaning minimum ratio is two cavers to 10 participants.

Training

Training in caving activity leadership and technical skills is provided by the Scouts Victoria Caving Team. Enquiries are welcomed from Section Leaders, Rovers and Venturers. For details of training days or general Caving enquiries, contact the State Leader Caving.

Trip bookings for:

Rovers – check the [VicRovers](#) website for upcoming caving opportunities.

Venturers - cavingventurerbooking@scoutsvictoria.com.au

Scouts - cavingscoutbooking@scoutsvictoria.com.au

Adventurous Activities

Cycling

State Leader, Cycling – Lachlan Preston, state.cycling@scoutsvictoria.com.au

Facebook - [Scout Cycling Team – Victoria](#)

Step your cycling skills up a gear with some of the fantastic activities offered through Scouting.

Whether you're keen on the rush of mountain biking, have your dream bike hike planned, are a Leader wanting to take your youth members on cycling adventures or want to know your bike better, the Scout Cycling Team can deliver practical help and great advice.

Mountain Biking

The Scout Cycling Team has qualified and trainee Mountain Bike Leaders who can run a variety of mountain biking courses and events:

- Come and Try Mountain Biking: a three-hour taster experience.
- Intro to MTB: a day-long introduction to the technical skills of mountain biking.
- Intermediate MTB Skills: a day-long event to further develop MTB skills.
- Intermediate Ride days/weekends: social rides and events for MTB riders.
- Guide Skills course: Training for Leaders wanting to become MTB Guides.

Cycling

The Scout Cycling Team runs several cycling events that are open for youth members to participate throughout the year, such as:

- Rail trail rides: Single-day cycling-touring adventures.
- Venturer Suburban Bike Hike: A weekend-long city-based bike hike.

Jamboree on Pedals

Jamboree on Pedals (JOP) is a new initiative from the Scout Cycling Team to encourage Scout Groups and Sections to get riding. Held on the third full weekend of March. Groups register online, receive JOP badges and complete their own Jamboree on Pedals on the weekend, or at any stage during March. Registered Groups will also receive example programs and resources to help prepare for their adventure.

Program Support

The Scout Cycling Team helps Groups and Sections to incorporate cycling activities as a part of their regular program.

Cycling Skills for Section Leaders

This is a skill development course for Leaders who want to run cycling activities for their youth members (typically Joeys, Cubs and Scout Sections). The course covers a range of skills, games and activities, as well as basic risk management and mechanical skills relevant to cycling.

The team can also provide advice on cycling programs and bike hikes, as well as providing assessors for badge work. The team has bike trailers that can be hired out for use on bike hikes.

Mechanical

The Scout Cycling Team also coordinates several training events around bike maintenance and mechanics for interested Scout members, as well as providing for hire mountain bikes, bike trailers and touring trailer (to tow behind a bike).

- Bike Maintenance: Three hours covering basics of maintaining your bike.
- Mechanical Skills: Four hours covering introductory mechanical skills.
- Advanced Bike Mechanics: More advanced bike mechanical skills.

Four Wheel Driving

State Leader, Four Wheel Driving Team – Duncan White, state.4wd@scoutsvictoria.com.au

Facebook - [Victorian Scout 4x4 Service Unit](#), Training - training.4wd@scoutsvictoria.com.au

Membership is open to any member of Scouts Victoria who can enjoy four-wheel driving activities with other Scouts and the opportunity to use their vehicles and skills on a wide range of activities. The team aims to provide service to all Sections of Scouting. Talks and trips can be arranged for any Section. We can also provide assessors for the award schemes. The team also provides assistance in running major activities with mobile communications equipment, four-wheel drive vehicles and competent drivers.

The team has been involved with Rover Moots, Scout Hikes, Armstrong 500, Mudbash, Hoadley Hides, Venturer Gathering, static displays and is at the forefront in 4WD driver training. Meetings: Third Monday of the month, 8pm, Scout Hall, Ivanhoe Grove Chadstone.

Adventurous Activities

Contacts - State Leader Four Wheel Driving: 4x4 Service Unit P.O. Box 2202 Fountain Gate Vic 3805

Venturer Award Scheme Standards - Four Wheel Driving

Questions regarding award scheme standards - contact State Leader Four Wheel Driving

Level 1 Outdoor or Pursuits

Pre-Requisites:

- Learner's Permit and access to a four wheel drive vehicle.
- Basic driving skills.

Requirements:

- Participate in an Activity Leader Basic 4x4 Level 1 Four Wheel Drive course.
- Participate in an easy/medium day trip within two months of completing the course.

Level 2 Outdoor or Pursuits

Pre-Requisites

- Complete Level 1 Outdoor or Pursuits - Four Wheel Driving Requirements.
- Organise and run an easy/medium day trip in unfamiliar terrain; Prepare pre-trip notes and maps; Report on track conditions; and Report to 4x4 Service Unit on trip.

Checklist for Group Leaders when authorising an activity

Adventure Activity Standard – Four Wheel Driving

This Government sponsored standard sets out a series of guidelines for activities that involve leading a group of people on a four wheel drive tour or activity. All four wheel drive activities involving youth members must adhere to the guidelines contained in the standard. The standard may be obtained from Outdoors Victoria - www.outdoorsvictoria.org.au.

Qualifications

Trip Leader: must hold a Certificate of Adult Leadership, have completed the Activity Leader qualification requirements including the Activity Leader Basic 4x4 Level 1 training course or an approved equivalent, have experience in the trip terrain type (alpine, desert) and preferably training to an advanced level (Activity Leader Advanced 4x4 Level 2) for hard trips. Must be able to assess the suitability of vehicles and drivers for the trip and recommended that assistant trip Leader have similar qualifications.

Drivers: All drivers must have completed the Activity Leader Basic 4x4 Level 1 training course or an approved equivalent and have experience in the trip terrain type. Drivers must know how to use a recovery strap safely and understand stall procedure for manual vehicles. Drivers of automatics must be aware of the issues relating to descents where traction is poor.

Passengers: Passenger age and experience will determine appropriate trip classification.

Vehicles: All trips should be undertaken with at least two or more vehicles - never solo. All vehicles should have suitable tyres and basic recovery gear (shovel, recovery strap). One or more vehicles should carry a hand winch (2.5T capacity) and accessories. On Black or Red trips, one or more vehicles should have a power winch (3.6T capacity) with experienced operators. For trips to alpine resorts, and other trips where snow is possible, vehicles must carry one pair of wheel chains. On trips involving non-resort snow driving two pairs of wheel chains should be carried. Equipment for an unplanned overnight stay must be carried also. Consider passenger comfort when allocating seats. Leave spare seats to allow for a disabled vehicle. All occupants must be seated in legally approved seats with seat belts fastened - not in trailers or the back of utilities. Avoid sideways facing seats especially for younger passengers. Youth members must not travel in vehicles driven by learner drivers.

Trip Classifications

- Green - all wheel drive vehicles. High range only. Road tyres.
- Blue - Mainly high range with some low range. Road tyres.
- Black - Significant low range. Standard ground clearance. All Terrain tyres. Experienced drivers would have little difficulty on all sections.
- Red - Extensive low range. High ground clearance. Mud P13 4WD – ideally dates
- P12 Terrain tyres. Winch/Recovery equipment. Experienced drivers only. Experienced drivers with suitable vehicles may have difficulty on some sections
- Snow - snow driving in non-resort areas should be classified as Black for day trips, Red for overnight.

Limitations: Injury can occur within vehicles if inexperienced passengers are subjected to rough rides.

- Joeys and Cubs - Blue
- Scouts Blue (or Black if not too rough)
- Venturers - Black
- Rovers - Black (or Red if experienced)

Questions: If you have questions regarding these guidelines please contact the State Leader Four Wheel Driving. Group Leaders who are unwilling to accept responsibility may request the assistance of the State Leader or his nominee.

Adventurous Activities

Four wheel driving courses

The team conducts several training courses throughout the year – refer to our website for further information. Both Basic and Advanced courses are run and a Venturer course plus a driving clinic.

Paddling (Canoe, Kayak, Sea Kayak, Rafting, Stand Up Paddling)

State Leader, Paddling – Shaun Smith, state.paddling@scoutsvictoria.com.au

The Paddling Team assists and advises Scouts Victoria members on paddling activities.

Visit - www.scoutsvictoriapaddleteam.com for information on training, events, policy, and guidelines for section\group activities as well as our Team Calendar.

Like our Facebook page to keep up to date with news and events for the Paddling Team, Facebook - [Scouts Paddle](#).

State Policy

The most up to date copy of the State Paddling Policy can be found under the [Paddling](#) section of our website.

Requirements for Paddling Activities

Minimum Standards for Participation in Paddling Activities:

- All participants in all Paddling Activities must be able to swim 50 metres.
- To participate in a Level 2 course the Level 1 course in the same craft must be completed first.
- All participants must wear a PFD (lifejacket) while participating in any paddling activity.
- Enclosed footwear must be worn at all times.
- All participants must wear an appropriate canoeing helmet - For flat water canoeing\kayaking, the helmet requirement may be waived at the discretion of the Activity Leader in charge. For moving\white water, helmets are mandatory.

Paddle Craft standards

Prior to the commencement of any on water activity, the Leader In Charge must inspect all paddle craft to ensure the craft meet the minimum requirements set out below.

Each craft must:

- Have sufficient positive buoyancy to keep the fully loaded canoe, its equipment and crew afloat when swamped to the gunwales.
- Have well-secured handholds at bow and stern. These may take the form of loops of rope not less than 6mm, although thicker rope is desirable. The loop should be large enough to accommodate four fingers, but not so large as to allow the whole hand to pass through and become trapped. Toggles (about 10mm long and 15-20mm in diameter) are an alternative. The use of painters is not permitted.
- Be of sound, strong and water tight construction in good condition, with no sharp edges or protrusions.
- Have appropriate paddles in relation to both the craft and paddler, and be in good condition.
- Be equipped with a bailer or a sponge. If the bailers are tied in, lanyards should be as short as possible.
- Although preferred, Footrests are not mandatory on flatwater for all craft.
- On moving or whitewater canoes must have adjustable footrests fitted for the stern paddler. Footrests for the bow paddler are optional.
- On moving or whitewater kayaks must have adjustable footrests fitted.
- Emergency repairs carried out to complete a trip or activities are to be made good before the craft is used again.

Confined Paddling Activities:

Paddling activities that are confined to an area of enclosed, flat and unmoving water (i.e. a dam or small lake), may be conducted by a Section Leader without the need for an Activity Guide to be present provided that all the safety requirements and procedures for a swimming activity have been met and that the designated lifeguard is able to reach the participants without the need of a rescue craft. Group Leader approval of your activity plan is required.

Refer also to [Minimum Standards for Participation](#) in Paddling Activities.

Flat Water Rafting

With similar requirements to Confined Paddling Activities, flat water rafting is a terrific way to combine construction skills and water activities. Get your group to build its own raft with drums, poles and lashing ropes. Or try something creative like milk cartons. (Avoid polystyrene foam or any hazard to wildlife and environment).

Rafts must stay in calm, flat water and the activity must apply the same safety requirements as canoe/kayak activities. The rafts mustn't venture more than 50 metres from waist deep water for the smallest crew member. Leaders need to watch for changing conditions, and an appropriate rescue craft must be on hand. Group Leader approval of your activity plan is required.

Refer also to [Minimum Standards for Participation](#) in Paddling Activities.

Adventurous Activities

All other Paddling activities

It is expected that all other paddling activities, including canoeing, kayaking, sea kayaking, and/or paddle boarding, will be supervised or generally overseen by an Activity Guide appointed or approved by the State Leader - Paddling. The activity plan must also have gained pre-approval from the State Leader - Paddling.

This includes all activities on moving water (ie Murray River), whitewater (Grade 2 and above), enclosed water (ie Port Phillip), and open water (ie Bass Strait).

Events

The Paddling Team run an annual rafting trip for Venturers, Rovers and Leaders in September each year. This provides an opportunity to experience the thrills (and spills) of white water without having to complete a white water qualification. This is an overnight trip on the Mitchell River in Gippsland. The dates and details, including registration instructions, are on our Facebook page.

Training

Contact - training.canoeteam@gmail.com

To find a Paddling courses, visit the Training Courses on the Paddling Team website. This is also where you can register for these courses. All course dates will also be posted to the Facebook page and in the calendar.

Flat Water Paddling courses

The State Paddling team runs Level 1 Flatwater Canoe and Kayak throughout the year in many and various locations. These courses are a prerequisite to the White Water Canoe and Kayak Qualifications, as well as for Sea Kayaking qualifications which are outlined below. Successfully completing a Level 1 Flatwater Course also enables those participants to undertake journeys on flat, undemanding water without the need for a qualified guide to attend. Refer to the State Policy above for details.

White Water Paddling courses

Paddling as a team in white water is a great way to increase your skills on all water. The Paddling Team conduct a series of weekends through the year to progressively build participants skills on moving water.

The course is open to participants who hold a Level 1 Flatwater Paddling qualification for the craft they wish to undertake whitewater in.

The course runs across a number of weekends throughout the white water paddling season. The course begins on the Yarra River with grade 1-2 rapids, progressively building up to more challenging river conditions. By the end of the course participants may achieve a Level 2 White Water proficiency by completing an overnight journey on Grade 2 Water.

Sea Kayaking

The Paddling Team offer two courses for people who want to enjoy the challenge of exploring our many enclosed waterways, away from the rough and tumble of white water.

Having completed the Level 1 Flatwater Kayak course, the next step into sea kayaking is to do the Introduction to Sea Kayaking Course.

After this there is a Level 2 Sea Kayaking on Enclosed Waters course to enable you to plan journeys in places like Port Phillip Bay, Westernport Bay, and the Gippsland Lakes to name just a few locations.

Beyond the courses

The Paddling Team run guided whitewater trips for people who have gained their Level 2 White Water proficiency and who enjoy paddling the many white water rivers in Victoria. Advanced weekends on higher grade water are also available for people who have completed their Level 2 White Water qualification (in craft they're paddling) these events are often invite only, please contact us if you feel you may be eligible.

Sea Kayak single and/or two day trips are run a couple of times a year for people who have done an Intro to sea kayak course. These are listed on the Calendar, and posted on Facebook.

Radio and Electronics

State Leader Radio – Phillip Adams, state.radio@scoutsvictoria.com.au

Postal Address - SRESU, P.O. Box 269, Box Hill, Vic 3129. Website - www.sresu.asn.au

The Scout Radio Team provides youth members with opportunity to experience radio, communications and electronics related activities. Scouts are encouraged to communicate both locally and around the world. The team frequently mentors new radio operators, provides technical support and assists them with establishing their new stations. This role is especially important with recent changes in the Amateur Radio rules and privileges.

Adventurous Activities

The Radio and Electronics team also provides communication training and communications services for major activities conducted within the State. The team has limited equipment for hire. Feel free to consult us about your communication needs for your next activity.

The Radio and Electronics Team meet monthly, membership is open to all members of the Association having an interest in radio, electronics or communications, holding an amateur radio licence is not a prerequisite to joining in our activities.

Calendar of Events

Please refer to the website www.sresu.asn.au/calendar and the Scouts Victoria website for our latest training and events calendar.

How do we get the Radio and Electronics Team to our activity? Please visit our website www.sresu.asn.au and download a Request for Provision of Services form or complete the form online www.sresu.asn.au/activities/request-for-provision-of-activity-or-service.

Training

One of the Radio and Electronics Team's core roles is training and assessment. We provide training in amateur radio and marine radio. Via arrangement with Australian Maritime Collage (AMC), part of the University of Tasmania, we can conduct assessments in Amateur Radio and Marine Radio qualifications. See - www.sresu.asn.au/training.

Amateur Radio

We have a team of qualified Instructors and Assessors who run activities, train and assess youth members and Leaders who wish to obtain one of the Amateur Radio Licence levels (Foundation, Standard and Advanced) issued by the Australian Communications and Media Authority (ACMA). The Radio and Electronics Team schedules training courses within the Melbourne metropolitan area as well as in country locations. Special courses can be negotiated with the team.

Marine Radio

We facilitate training and assessments in both Short Range Operators Certificate of Proficiency (SROCP) for VHF users and Long Range Operators Certificate of Proficiency (LROCP) for blue water sailors. Minimum age or 16 applies for marine radio licences.

Jamboree of the Air/Jamboree on the Internet (JOTA/JOTI)

JOTA/JOTI allows Scouts to attend their local Hall or campsite to part take in Radio and Electronics and other activities. JOTA/JOTI encourages scouts of all ages to communicate with other Scouts worldwide under the JOTA banner using Amateur Radio equipment (including various digital systems) and JOTI stations, communicating with other Scouts using internet related applications.

“Scout” Amateur Radio Call Signs

Amateur Radio Operators holding appropriate Certificates of proficiency may, on behalf of a Group, District, Region or Campsite apply for a Scout Call Sign (VK3SAA-VK3SDZ). JOTA sites may apply to SRESU for use of a 'Scout' call sign which enables the licensed Amateur Radio Operator(s) to use the 'Scout' call sign providing instant recognition to other Amateur Radio (JOTA) participants.

JOTA/JOTI Badge

Youth members and leaders who participate in JOTA/JOTI may wear the current Australian JOTA/JOTI badge on the uniform as a special activity badge. Registration for JOTA/JOTI, guidelines and applications for badges/call signs are available on www.sresu.asn.au/jota.

Rock Climbing

State Leader, Rock Climbing – Casey Gray, state.rockclimbing@scoutsvictoria.com.au

Top Rope Activities

Top Rope Climbing is open for Scouts (Cubs linking to Scouts are accepted), Venturers, Rovers and Leaders. It is a safe and easy way to experience climbing outdoors. It is similar to climbing in gyms but on natural rock cliffs with no coloured holds that show you where to climb and a great view from the top. Top rope climbing activities are conducted at various locations across Victoria, including Mt Macedon, You Yangs, Cathedral Ranges and Mt Arapiles. Climbs are available for all standards of climbing ability from the most nervous first timer to gifted climbers and our aim is challenge all participants to gain skills and techniques in order to achieve more than they expected regardless of the level attained. And of course to have fun! Awards:

- Scouts can attain the Scout Section's rock climbing proficiency badge by completing five climbs to the satisfaction of the climbing team.
- Venturers can apply for Outdoors or Pursuits towards their Queen's Scout Award Scheme. Please contact the team at least four weeks prior to the activity to discuss requirements and expectations.

Adventurous Activities

Booking Policy

In order to maintain the quality of the rock-climbing experience we have to limit the number of participants at top rope weekends (20 Participants).

In order to reduce the chance of last minute cancellations, we require a 20% non-refundable deposit (per participant) to confirm all bookings and the remainder of the full payment to be made four weeks prior to the weekend. First term bookings require full upfront payment. Cost per climber is \$50. This means that there is an opportunity to offer any unfilled places to alternative groups that may have missed out earlier. In many cases multiple groups will be taken on the same weekend, if numbers permit, in order to provide maximum opportunity for interested groups to enjoy the experience. Refunds will generally not be available for group cancellations. For more information contact the team

For bookings or information contact: – rockclimbing.bookings@scoutsvictoria.com.au

Training Courses

The Rock Climbing Team offers several training courses including:

- Artificial Top Rope and Single Pitch Lead Rock Climbing.
- Natural Top Rope, Single Pitch and Multi Pitch Lead Rock Climbing.
- Vertical Rescue (all courses are conducted as Nationally Recognised Training Courses).

These courses are open to Venturers, Rovers and Leaders. Courses will be conducted at various sites and are competency based training.

There are two main Scouting courses offered:

1. Top Rope Climber Certificate (CLM-591)

May assist with a top rope activity under the supervision of a Rock Climbing Activity Guide or Leader. This training is completed either over 3 intensive weekends typically in September and October or passively over a period of no longer than 12 months. Participants are required to attend at least one top rope activity in order for the team to assess general climbing competency.

2. Lead Rock Climber Certificate (CLM-592)

May lead rock climbs unsupervised with other rock climbers holding a Lead Rock Climber Certificate or higher and may assist on a Lead Climbing activity under the supervision of a Rock Climbing Activity Guide or Leader. This training is completed either over four intensive weekends typically in September and October or passively over a period of no longer than 18 months. Participants are required to attend at least two top rope activities in order for the team to assess general climbing competency.

Contact the team for more information.

Sailing and Power Boating

State Leader, Sailing – David Bryar, state.sailing@scoutsvictoria.com.au

Scouts Victoria Sailing and Power Boating Team

The Sailing and Power Boating Team is here to assist members in all formations with their sailing and power boating activities. To conduct training, and assess qualifications for those who successfully complete the requirements. To help with 'messaging about in boats' (B-P quote): try sail days for fun; regattas for sailing practice and exposure to racing protocols. See the website for the dates and participation requirements in any of these activities. These training and fun boating activities are run at various locations around the state by team members who may be State, District or Group based. Any qualified adult member is welcome to join.

Visit the [Sailing and Power Boating page](#) of our website.

Group Leaders Responsibility for Small Boats Activities

The Scouts Victoria Sailing and Power Boating Team is totally committed to maintaining and enhancing the safety record with regard to sailing and power boating by Victorian Scouting. Effective risk assessment and risk management procedures are used. Policy, standards and manuals are set and monitored. These actions by the Team do not diminish the responsibility of the Leader In Charge of the Group/District/Region, of ensuring that the Leader In Charge of any small water craft activity is both qualified and competency is current. See section of 'Group Leader Checklist for Approving Adventurous Activities', especially in regards to Insurance, Activity Advice Form, etc. The first line of support for the Leader In Charge is the particular State Leader – Adventurous Activities relevant for the craft and or activity.

It is expected as a 'duty-of-care' that any small boating activities will be supervised or generally overseen by Adult Leaders that are also appropriately qualified in Adventurous Activity. Any Adult Leader that would like to gain the appropriate qualification to run sailing or power boating activities within their Group, District or Region, should please contact the State Leader at state.sailing@scoutsvictoria.com.au.

Minimum Standards for Members and for Craft Safety

The Sailing and Power Boating Team has prescribed the following as representing the minimum standard for all small boating craft, and Scout members participating in Sailing and Power Boating activities run by Scout members.

Adventurous Activities

While on the water all participants must wear appropriate:

- Personal flotation device, suitable to the event.
- Suitable enclosing footwear.
- Suitable clothing and protection, for weather and event.
- Helmets are not yet a compulsory item for Victorian Scouts sailors. Member in charge of craft must be able to:
 - Swim 50m.
 - Understand and check safety features of the craft, including sea-worthiness, before each launch.
 - Know and understand 'applying first aid' appropriate to being on-board small off-beach craft.
 - Check appropriate life jacket for each crew member.
 - Able to recognise changing weather conditions ensure that power craft registration and safety equipment is both current and appropriate.
 - if operating a small power craft (both recreational craft and personal water craft – jet skis), show age is over 16 years and that Marine Licence is both current and appropriate.

Member in charge of Activity must ensure:

- That craft operators and skippers are adequately trained.
- That a risk management plan is in place.
- Sailing craft Skippers that are not being given guidance have as a minimum, Level 1 Sailing Skills qualification – Vic Scout Code 511 or peak body equivalent.
- Power craft operators' support person (observer) is of adult age, and may have water ski boat observers certificate.
- Power craft operators are of adult age and have current and appropriate Marine Licence - Victorian Government registration.

Victorian Scout members operating power craft, private or Scout used on Scouting activities, have current and appropriate qualifications:

- for recreational patrol boats (supporting and/or observing participating craft) have VicScout's Code 513 or peak body equivalent;
- for recreational safety (rescue and/or retrieval of persons and/or craft) boats have VicScout's Code 514 or peak body equivalent;
- for water skiing boats see Water Skiing Section.

Propeller guards shall be fitted to all recreational outboard power boats (Scouts and private) being used at a Scout activity for mitigation of propeller strike incidents and peace of mind of operators. Current market place commercially manufactured steel or non-steel propeller guards will suffice until standards are set.

Sailing and Power Boat Courses' Dates

Courses are shown under training and updated on Scouts Victoria website. Also includes course program, costs and applicants limitations.

All courses are dependent on weather, participant number and stature, and consequent availability of instructors and suitable craft:

- Weather: winds under 15 knots (30km/h), waves under 1m.
- Sailing: minimum of six to eight, and a maximum of eight to 12.
- Power boating: minimum of three and a maximum of nine.
- Ages over ideally 12.5 years for sailing; over 16 years for power boat for full Marine Licence, 12 years for restricted licence.
- For duty of care with boat handling (on and off the water), crew position swapping, and emergency drills of capsized and person over-board, need a balance across course of the participants' body statures with ideally none over nominal 30 BMI.
- Courses are self-catering and self-accommodated.
- Costs reflect location, availability of water craft, Instructors, and venue, etc
- Closing date is usually six weeks before course.
- Additional courses or different dates and locations will be considered for Scout Groups, especially in the country, if numbers are sufficient and location and craft availability is practical, and suits timing and availability of Instructors, etc.

Running of course is dependent upon final numbers, adequacy of age ranges to handle craft, and availability of appropriate craft and instructors. This is why we have such a long lead time to closing, nominally at least six to eight weeks.

Sea Scouts

Some Groups specialise in water activities requiring the active involvement of trained Leaders, who have the technical knowledge and practical experience to enable them to provide appropriate activities.

These Groups need to provide suitable craft for these activities, however while Sea Scout Groups deliver Sectional programs that rely heavily on sailing, canoeing, kayaking, rowing, and power boating activities, other Groups and Sections offer a varied program with segments including various specialties involving water and water craft. These Groups therefore also need to ensure that the Leaders they have conducting those parts of their program that is considered to be Adventurous Activities are suitably qualified in the Adventurous Activity.

Adventurous Activities

Recommended reference handbooks for Sea Scout Leaders are:

- 'New Zealand Sea Scout Handbook' published by the Scout Association of N.Z.
- 'Sea Scout Leaders Handbook' published by the S.A. Branch, Sea Scout Section.
- 'Scouts on the Water' by Percy Blandford, published by the Scout Association, U.K.
- 'Australian Scout Field Book', published by the Scout Association of Australia.

Sub Aquatics Scuba Diving and Snorkelling

State Leader, Scuba – Bruce Ellis, state.scuba@scoutsvictoria.com.au

SCUBA Bookings - scuba.bookings@scoutsvictoria.com.au

The State Scuba Activity Team (Scout Scuba Victoria {SSV}) consists of leaders and Professional Dive Instructors.

We offer Discover Scuba Dive days; Basic Open Water, Advanced Open Water and Specialty Scuba Diver training courses. These courses are open to all scouting members and their families from the age of 12.

While Discover Scuba Dives won't get you a qualification, it is an opportunity to try out scuba diving in a controlled environment usually in a pool. These are great opportunities to put into your programs to open up the door to a new skill the youth and Leaders they might not have thought possible before.

Scout Scuba Victoria offers qualifications as a PADI Scuba Diver (one weekend), a PADI Open Water Scuba Diver (e-learning plus three days), PADI Advanced Open Water Scuba Diver, and Specialty Dive courses such as Wreck Diver or Underwater Digital Photographer.

We also run Rescue Diver Courses and those who have their Rescue Diver and five specialties can be recognised as Master Scuba Divers. These courses are run on a regular, as needed, basis but are in the bay so are subject to the weather. All of these courses may be counted toward the various Award Schemes.

Scout SCUBA Victoria is a PADI recognised Educational Facility and can offer competencies or units towards Certificate II and III in Outdoor Recreation.

For SSV members we have negotiated discounts at some Melbourne Dive Shops. Our courses are already discounted for Scouting members. Any Scouting member or family member who is interested in membership, scuba diving, or qualified diver days, should contact the State Leader - Scuba, Bruce Ellis state.scuba@scoutsvictoria.com.au.

Scout Scuba Diving Activities: Additional Dive Days notified on our closed (members only) [Facebook page](#), please e-mail if you wish to apply.

Parents or Guardians of any youth member wishing to participate in a scuba diving training must be informed that the activity is NOT being conducted by the Scout Association and that responsibility for supervision, control and legal liability is not that of the Scout Association but is instead that of the PADI recognised provider to who, while they may use Scouting people, are not covered by Scouts Victoria's insurance, using instead PADI organised insurance.

Consequently, it will be necessary for the Leader in Charge to first obtain from the Parent or Guardian, a signed [Special Activities Permission form](#) [Form Y5] plus fill in additional paperwork that will be supplied by the SSV team.

SSV also offers snorkelling training, and may in time run snorkelling days for those who have been trained.

Snorkelling course

In addition, the team will run Discover Snorkelling days on request, including a introduction to snorkelling in confined water, including instruction in snorkelling Skills and a chance to experience snorkelling.

They also offer two day courses which can be used to gain two Certificate II competencies in Snorkelling. These then may count towards the SAIT Cert II in Outdoor Recreation.

This course is designed to get you out in the bay and see what we have to offer in our own backyard and by the end of it you will have mastered how to use snorkelling gear properly and how to look after it and with a little luck see some amazing marine life.

This course is run in the bay so does run according to the weather.

Snorkelling Bookings - snorkellingbookings@scoutsvictoria.com.au

Ski Touring

State Leader, Ski Touring – Roger Harrop, state.skitouring@scoutsvictoria.com.au

The State Ski Touring Team exists for several complementary purposes:

- To provide Scouts and Venturers opportunities to learn snow craft and safe travel on snow and ice.
- To support Scout Groups either in the planning and/or technical leadership of their own ski-touring trips.

Adventurous Activities

- To encourage Leaders of all Scouting Sections to develop their activity skills to lead ski touring parties.
- To provide training opportunities for development and assessment of snow craft and ski-touring skills.
- To provide a pool of experienced Ski-touring Activity Leaders, across Victoria, for advice and support.
- Act as Examiners for Ski tour Adventurous Activity Proposals within Venturer and Queen's Scout Award Schemes.

Undertaking Ski touring Activities for Awards

Venturers who wish to conduct a ski tour, snowshoe hike or snow walk as their Queen's Scout Award Scheme Adventurous Activities Expedition need only have the Participant Qualification. However, the examiner must be a suitably experienced Activity Leader qualified to the level appropriate to the location and duration of the expedition proposed. Ski touring team members are prepared to act as examiners to Venturers wishing to undertake snow-based activities for Outdoors or Expeditions Awards.

A few 'CAUTIONS' associated with Scouting Ski-tour Activities

The State Ski Touring Team does not recommend the Mt Feathertop, The Razorback, Mt Bogong or The Bluff areas for ski tours, other than with one or more Level 3 qualified ski tour Leaders and Scout-to-Leader ratios that constitute a very strong party.

The Ski Touring Team website

The Scouts Victoria website includes a listing of ski touring events in the coming year under the Ski Touring section, with their details and any related documents. It also has a number of resources under the Resources page, such as driving in alpine conditions, risk analysis, weather forecast sources and equipment available for loan.

Leader Skill Requirements for Undertaking Ski Touring Trips in Scouting

No Ski-tour Leader Qualification is required for Resort-based Trips for snow play, tobogganing, or downhill skiing within an alpine resort boundary.

Recommended Leader/Participant ratios:

- One Section Leader or adult for every five (and part thereof) participants (refer definitions for adult involvement under Personnel – adult appointments).
- No ski-tour qualified Leader required is required to be in attendance.

If a group intends to ski beyond snow-play areas or the resort boundary the organising Leader must:

- Be currently qualified to at least Level 1 Ski Touring Leader standard; and
- Undertake a formal Risk Assessment of the activity proposed (being particularly conscious of his or her ability to recognise and assess the risks) and
- If in any doubt, refer to the State Leader Ski Touring:
 - to discuss what you intend and to provide some technical input into the planning process, and/or
 - to request a qualified ski-tour Leader to assist in the trip planning, and/or
 - to participate within the trip as an extra Leader, supplying on-snow technical and snowcraft skills.

Leader Qualifications for Ski Touring Trips

Four levels of Leader Technical Skill Qualification which are relevant to Adventurous Ski-Touring Activities; all of which are available to both adult and youth members. The qualifications levels are outlined below.

Participant Supplementary Qualification (Basic Skiing Skills)

This provides a Scouts Australia qualification in the skills of skiing and is available to adult and youth members 12 years and older. The training offered is in basic cross-country skiing technique allowing safe over snow travel. Scout and Venturer Leaders with substantial on-snow experience can have their prior learning and/or current competencies recognised, while new Leaders can be trained to a basic level of competence on one of the Basic Skiing Skills days.

Note: The following higher levels of Scouting-recognised qualifications in ski touring leadership within Australian alpine areas, apply to the Adult Leader in Charge.

(Youth members 14.5 years and older may apply to have technical skills to these levels of competency but cannot be recognised as an Adventurous Activity Leader until the age of 18 years (an SIS requirement).

Level 1 – Restricted Day Ski Tour Leader

- Allowed to plan and lead single day tours on marked trails in patrolled areas during daylight hours. (Lake Mountain, Mt Buller, Mt Stirling, St Gwinear, Mt Baw Baw, Mt Hotham/Dinner Plain, Mt Buffalo, Falls Creek).
- The recommended leader-to-participant ratios for ski-tours to these areas are one Level 1 ski-tour qualified Leader per Party; plus one Section Leader or snow-experienced adult for every five (or part) participants (refer definitions for adult involvement under Personnel – adult appointments).

Level 2 – Day Ski Tour/Restricted Overnight Leader

- Allowed to plan, lead and manage ski tours:
 - of one day's duration in non-patrolled areas during daylight hours.

Adventurous Activities

- of two days (one night's) duration in patrolled areas or immediately beyond the resort boundary. (JB Plain/Paw Paw Plain, Heathy's Spur area, Mt Stirling, Lake Mountain, St Gwinear, Mt Baw Baw).
- The recommended leader-to-participant ratios for ski-tours to these areas are one Level 2 ski-tour qualified Leader per party; plus one Section Leader or snow-experienced adult for every five (or part) participants (refer definitions for adult involvement under Personnel – adult appointments).

Level 3 – Overnight Ski Tour Leader

- Allowed to plan, lead and manage ski tours of more than two days duration in non-patrolled areas. (Baw Baw plateau, Mt Loch, The Razorback, Pretty Valley area, Bogong High Plains, The Fainters, Mt Feathertop, Mt Bogong, The Bluff).
- The recommended leader-to-participant ratios for ski-tours to these areas are at least one Level 3 ski-tour qualified Leader per party; plus one Section Leader or snow-experienced adult for every five participants (refer definitions for adult involvement under Personnel – adult appointments).

Ski Touring Leadership Courses

Pre-requisite Skills: Prior attendance at one of the Basic Skiing Skills (XC Introductory) days or demonstrable on-snow experience are necessary to attend any ski-tour Leader training course.

Remaining Current: Ski Touring Leaders are required to keep a log of touring trips for re-accreditation every three years and must continue to be active in ski-touring to remain current and be re-accredited at the level of competence trained and/or qualified for.

Level 1 – Ski Touring Leader (Basic) Course cost: \$25

One day on-snow training and assessment - designed to cover ski touring practice and group management, over and above simple skiing techniques. This level of Leader Qualification can be undertaken in two ways.

- Attendance at a start-of-season scheduled training day as a group skills-building exercise - focusing on planning of on-snow activities, ski and snowshoe-based mobility, group-management on-snow and risk management.

Individuals attending the training day are required to bring or hire their own skis/stocks/boots, to travel to the location and cover any resort entry charges and trail-head fees. Bring everything you would need for a day in the snow, including hat, sunnies, sunblock, spare gloves, water, high-energy nibbles and your lunch too.

- Attending as a Leader and demonstrating the required skill levels on a XC Intro training day, on ski trips arranged as part of your own Scout or Venturer programs, or at the IGLUTE Introduction to Snow camping weekend in early August.

Level 2 – Ski Touring Leader (Intermediate) scheduled in consultation with candidates. Course cost: \$50

Two consecutive days training on-snow with snow-camping, scheduled as ski-tours consisting of youth members led by the trainee Leader, accompanied by one or more State Ski touring Team members. These training and assessment weekends will be scheduled in consultation with individual Leaders who express interest in gaining a Level 2 qualification.

Alternatively, adult members who display the necessary skills in the course of scheduled on-snow activities can be invited to apply for a Ski Tour Leader qualification, subject to providing evidence of suitable experience.

Level 3 – Ski Touring Leader (Advanced) Scheduled in consultation with candidates.

Course cost: \$50

To obtain the Level 3 qualification, extensive experience in a variety of snow country and conditions is required, assessed via a log of trips undertaken plus an observed assessment of ski touring and snow craft skills over several ski trips.

The Intermediate and Advanced Practical Weekends are conducted as ski-tour trips led by the Ski-tour Leader being assessed, accompanied by one or more State Ski Touring Team members and enable an assessment of the Leader's ability to help their youth members to learn skiing and snow craft, and manage a group of youth on a ski tour with differing degrees of experience and difficulty of terrain.

Scheduled Ski Touring Events – refer to the Scouts Victoria website [calendar](#)

NOTE: We may ultimately need to vary dates depending on demand, prevailing snow situation or weather conditions.

As we can only accommodate Groups able to provide their own transport and accompanying Leaders/adult helpers, Leaders or their delegates should express their Group's intention to attend by filling out an application form and emailing it to state.skitouring@scoutsvictoria.com.au, you can find the application form on the [Ski Touring](#) page of our website.

A registration link for the event will be forwarded to the organising Leader to pass through to the youth members planning to attend, to enable them to register individually.

Costs of Skiing Skills Training Days: \$15 per youth participant as cost recovery for our team member's attendance.

Scouting groups attending any of the skiing skills development days will need to:

- These skills days are designed to teach basic skiing technique and staying comfortable/safe on-snow.
- Bring everything you would need for a day in the snow: including hat, sunnies, sunblock, spare gloves, water, high-energy snacks and your lunch too.
- Hire your skis, boots and stocks or snowshoes en route to or at the training location (usually \$30-40pp per day).

Adventurous Activities

- Come as a self-contained group in your own vehicle and snow chains – we do not provide transport for individuals.
- Pay the resort-entry fees (around \$55 per vehicle) at the resort entry gate (except at St Gwinear or at JB Plain or Paw Paw Plain - both between Hotham and Dinner Plain resort where entry is free).

Visit the [Ski Touring](#) page on our website.

Water Skiing

State Leader, Water Skiing – David Taylor, state.waterskiing@scoutsvictoria.com.au

Facebook - [Scouts Victoria Branch Waterski Team](#)

The State Water Ski Team offers safe, but action-packed, water skiing opportunities in fresh water for Scouts, Venture Scouts, Rovers and Leaders looking for a challenge with heaps of fun attached. Our activities are at all times under the supervision of qualified and experienced instructors and we can accommodate all levels of competency from first-time skiers through to those who are already accomplished in the sport.

Generally speaking, there is no specific season for water skiing but the State Water Ski Team is usually fully operational February through to March. We mostly operate from a base at Lake Nillahcootie near Mansfield but it is always possible to arrange operations from other suitable venues. For safety reasons the selection of venues is at the discretion of the Water Ski Team.

The State Water Skin Team now offers two levels of water ski qualifications.

Level 1 Observer – Instructor

Level 2 Boat Driver – Beach Captain

These qualifications along with a Power Boat course provided by Sailing and Power Boating Team and Activity Leader training will allow Leaders to bring this exciting activity to youth members. Courses will be run as required, if you are interested please contact the team to discuss your requirements.

We will happily run activities for a full weekend or just single day events. We can provide up to four ski-craft for larger parties. Contact us for general or more specific information re costs, bookings and any special requirements.

Major Events

State Commissioner, Major Events – Dan Voet sc.majorevents@scoutsvictoria.com.au

Major events are now co-ordinated in the portfolio of State Commissioner – Major Events. The events themselves are still the primary responsibility of the sections that are running them however there is now an oversight over them to ensure assets are being used in a most cost effective way and not being duplicated.

The State Commissioner – Major Events portfolio will work with the leaders putting on the events along with outer stakeholders such as venues and Q Store to ensure the best support is given.

Police Scouters Victoria

A group of currently serving and retired Police members, or those with specific skills who are also involved in the Scout Movement, provide a service to Scouts to help promote and further strengthen the relationship between Police Scouters and persons of all ages involved in Scouting.

Police Scouters Victoria provide a low level Police presence at larger scale Scout events and can offer advice to Scouts Australia on matters pertaining to the security, traffic management and good order of Scout activities. Police Scouters have a full calendar of events to attend, so any requests for attendance need several months advance notice.

Secretary - Senior Constable Liz Fraidine, policescouters@scoutsvictoria.com.au

Medical Scouters

Members from any branch of the medical profession are invited to contact us in an aim to create a team who may be able to help at Scout events.

Contact - sc.majorevents@scoutsvictoria.com.au

State Quartermaster - QM

State Quartermaster - Trevor Howlett qm@scoutsvictoria.com.au

Our home is at the State Q-Store, 173-175 Ordish Rd, Dandenong South 03 9768 2609. Normal hours: Tuesday 10-3 and 7-9.30 and Saturdays 10-3, other times by negotiation.

Adventurous Activities

The State QM team can help you with your resourcing needs – equipment, merchandise and personnel. A team of Scout volunteers is waiting to help you conduct your Section/District/Region/State program and trying to keep your costs down. We will use our contacts that we have developed over the years of holding major events around the State to get you the best price we can, as well as we will gather the resources from all over the State to help you run your camps, hikes and other activities. Your suggestions of what we should have available are always welcome.

Resources - Peter Bates

Camping and event equipment is available for loan/hire for Scout and other events. As a notion of what we have in stock, items available include marquees of various sizes, more than 1000 plastic chairs, more than 150 plastic trestle tables, 500 sq. metres of flooring, hot water services, trailers of various sizes, including a refrigerated trailer, misting fans, sleeping bags, festoon lighting, BBQs, BBQ trailer, two man touring tents, fridges, freezer, trek carts, large catering pots, sets of 50 person crockery and cutlery, bain-maries, star pickets, pop-up marquees, backpacks, over pants and lots more, including the kitchen sinks. We can also do Swap and Go 8.5kg gas bottles for \$15 (assuming your bottle is within date!).

Friends of the Q-Store (FOQs) – Ian Herron

A group of folks gather at the Q-Store each Tuesday to support our vision. They have retired from the workforce and gather for congenial conversation, lots of cups of tea and do some tasks along the way, including folding tents, cleaning, preparing for the next request or activity, brainstorming improvements to our catalogue and procedures, gardening, maintaining the warehouse and generally enjoying each other's company. If you would like to join the FOQs on a Tuesday, simply contact the QM by email or by phone and we will gladly welcome you to the team.

Merchandising - Belinda Dowel

QM – Merchandising Team is able to provide you (and your Section, Group, District, Region, State, National) with items to promote events and celebrate significant milestones. In addition to these items we are able to supply a full range of banners, flags, pins etc. to meet your needs as well as your ongoing stock of badges, tapes and scarves (except normal Scouting award/proficiency badges). To find out more (or organise a quote) email merchandise@scoutsvictoria.com.au or visit www.shop.scoutevents.com.au.

Camping

Summer camping fire safety information

The Fire Danger Period is when CFA restricts the use of fire in the community. The CFA declares the Fire Danger Period for each municipality (shire or council) at different times in the lead up to the fire season. It depends on the amount of rain, grassland curing rate and other local conditions. The Fire Danger Period may be declared as early as October in some municipalities, and typically remains in place until the fire danger lessens, which could be as late as May.

Check whether the Fire Danger Period is in force in your area on the CFA website.

Find the Fire District, Fire Danger Rating and Total Fire Ban information for your campsite address on the CFA website.

Activities

For a table of activities available at all campsites see the Campsites page of our website.

Major Adventure Facilities and Campsites

Gilwell Park

2555 Launching Place Road, Gembrook.

P.O. Box 166, Gembrook 3783.

Nearby

Gilwell Park is located near Gembrook in the east of the Dandenong Ranges, about 60 minutes from Melbourne CBD. It can also be easily reached from the south and east (23kms from Pakenham), or from the north (20kms from Launching Place). Gilwell Park has been the venue for many hundreds of events ranging from Scout camps, Outdoor Education programs for schools, getaways for corporate groups and conferences.

Gilwell Park is over 160ha in area, its picturesque forested setting making it an ideal place for relaxing or adventure.

Accommodation

With over 50 buildings on site, Gilwell Park has a range of bunkhouse accommodation for groups of all sizes with a capacity of 200 in accommodation. Gilwell Park's vast bush land provides many campsites suitable for any sized group, with a total camping capacity of up to 4000 people.

There are also full catering and self-catering options available.

- Training Ground.
 - Spring Lodge - 38 beds with S/C kitchen (accessible facilities).
 - Switzer Lodge - beds 42 (accessible facilities).
 - Russell Troop Hall - 11 beds, S/C kitchen for 70 people plus hall space.
 - Hoadley Huts – 64 beds in eight separate huts plus hall space.
- EMD Centre.
 - 36 beds dorm style accommodation, S/C kitchen, large undercover outdoor meeting space.
- Cleve Cole Hut.
 - 10 beds with S/C kitchen.

- Western Side.
 - The Lodge - eight beds S/C kitchen.
 - Messmate - two bunks.
- Camping.
 - All campsites have amenity blocks, indoor shelters and camp kitchens (accessible facilities).

Activities

Activity Guide Led Activities - Climbing and Abseiling Tower, High Ropes Courses, Leap of Faith, Giants Ladder, Crate Stacking, Possum Glide, Flying Fox.

Self Led Activities - Gauntlet obstacle course, canoeing and raft building, Archery, Initiative Low Ropes Course, Bush Hut Building, Bouldering Wall and Nature Trail.

Home of Scout Patrol Activity Camps and JOTA.

Adjacent to Kurth Kiln Regional Park and bushwalking and environmental trails.

Contact

- campsite.gilwellpark@scoutsvictoria.com.au
- info@gilwellpark.com
- 03 5967 8888
- Facebook - [Gilwell Park Victoria](#)

Total Fire Ban District - Central, Cardinia Shire.

Bay Park - Joseph Harris Park

Hearn Road, Mount Martha, 3934.

Nearby

5kms from Mt Martha.

35ha of bushland close to bayside beach and Mornington Peninsula attractions including Ashcombe Maze, Arthurs Seat, Port Nepean.

Accommodation

- Lodge with five rooms of 10 beds - 50 beds.
- Converted railway carriages (Bay-Park Station) - 38 beds.
- Cottage - 12 beds.
- Syndicate room - eight beds.

Activities

300 Patrol sites, activity centre, flying fox, archery, BMX track, challenge valley, chapel, dam for water activities, bush golf course, volleyball courts, large oval, stage, storm hut, tree surfing at Arthurs Seat.

Contact

- campsite.baypark@scoutsvictoria.com.au
- 03 5974 2555

Total Fire Ban District – Central, Mornington Peninsula Shire.

Bogong Rover Chalet

Omeo Hwy, past Falls creek 11kms from Falls Creek.

Accommodation

- Chalet sleeps 35 people.
- Kitchen, washing machine, drying room, unisex bathroom.

Camping

Activities

- Winter - cross country ski, private tow, backcountry snowboarding.
- Summer - mountain bike riding, great base for bushwalking, fishing and general exploring of the region.

Summer bookings run from November through to the end of April.

Winter bookings are only available for a week long Winter Party event for Venturers, Rovers and adult members.

Contact

- campsite.bogongchalet@scoutsvictoria.com.au
- 0407 242 538
- www.bogongroverchalet.org.au
- Facebook - [Bogong Rover Chalet](#)

Total Fire Ban District - East Gippsland, East Gippsland Shire.

Clifford Park Activity Centre

5-7 Clifford Drive, Wonga Park – off Jumping Creek Rd into Dudley Road, then right onto Fulford Road (past Kellybrook Winery) into Clifford Drive.

P.O. BOX 4184 Knox City Centre, 3152.

Nearby

35kms east of Melbourne – a 20ha bush site nestled in a bend of the Yarra River with Warrandyte State Park on three sides.

ATAP accredited campsite and a member of the Australian Camps Association.

Accommodation

- Camping for over 400 on prepared sites.
- Storm Shelters on nine campsites.
- Melbourne water reticulated throughout site.
- Two large Activity Shelters enclosed on all sides, equipped with gas BBQ, hot water service, stainless steel sink, tables/seats, Coonara heater.
- Wombat Cabins – five rooms of six beds, seven rooms of four beds, one room of two beds.
- Separate cabin with eight beds.
- Wombat Shelter – gas BBQ, Coonara heater, attached food preparation area, equipped for 40.
- Lodge - 160 seat dining hall, can be divided in half or quarters - AV equipped. Industrial style kitchen. Catering available or self-cater.
- Log Cabin - multipurpose training/activity hall, AV equipped.

Activities

Activity Guide led activities - Abseiling tower.

Self led activities - challenge valley (24 elements), archery, sand volleyball court, BMX track, bouldering wall, two compass courses, two orienteering courses, Frisbee golf, amateur radio VK3SCP, billy cart hill, crate stacking, access to canoe landing on the Yarra River for water activities, chapel.

Home of Scout Patrol Activity camps, Cub Capers and Mob Musters and JOTA.

Contact

- campsite.cliffordpark@scoutsvictoria.com.au
- 03 9722 1471
- Facebook - [Clifford Park Activity Centre](#)

Total Fire Ban District - Central, Manningham City.

Eumeralla Scout Camp

1415 Great Ocean Road, Anglesea.

Nearby

2kms from Anglesea, 36kms from Geelong.

Two patrolled surf beaches and a safe swimming beach at Point Roadnight.

Chocolaterie and Ice creamery approximatley 1.5km away.

Accommodation

All accommodation is bunk style.

- Troop Hall (S/C kitchen) four huts with 12 beds plus six beds - 54 beds.
- Environment Centre (S/C kitchen) six huts with six beds plus four beds inside - 40 beds. Large undercover decking area.
- The Lodge (S/C kitchen) - 12 beds.
- Headquarters (S/C kitchen) - 12 beds.
- Camping capacity 500+ All buildings have camping nearby.
- Nine large campsites with amenities nearby.

Activities

Challenge valley, Chapel, nature trail, BBQ, bush walking, orienteering. Team trail, flying fox, climbing wall, surf coast walk trail, camp fire circles, archery range. Wildflowers in the Heathland in spring.

Contact

- campsite.eumeralla@scoutsvictoria.com.au
- info@eumeralla.com.au
- 0448631241
- www.eumeralla.com.au
- Facebook - [Eumeralla Scout Adventure Centre](#)

Total Fire Ban District - Central, Surf Coast Shire.

Mafeking Rover Park

338 Caveat-Dropmore Road, Caveat VIC 3660.

Nearby

33kms north of Yea, 48kms East of Seymour in the Strathbogie Ranges.

Accommodation

- Campsite to suit over 1000 campers.
- Four cabins, each containing eight beds.
- Large hall with commercial kitchen, projector, speakers and fireplace.
- Picnic shelter with fireplace and BBQ facilities.
- Two toilet blocks.

Camping

Activities

Activity Guide led activities – Abseiling.

Self led activities - Archery, nine hole bush golf, eight hole mini golf course, BMX track, commando course, playground (for Joey-Scout ages), Chapel, open areas for wide games, low impact camping area for campcraft skills. Nature reserve to explore or take a short hike up Mt Quaftumbler, see the amazing rolling hills of the surrounding area. Lake Surfmoor ideal for water activities such as canoeing and swimming with water slide and shelter, BBQ, flagpole and fireplace, Radio - VK3SCM and Motorsport tracks.

Contact

- campsite.mafeking@scoutsvictoria.com.au
- 03 9111 0030
- www.mafekingroverpark.com
- Facebook - [Mafeking Rover Park](#)

Total Fire Ban District - North Central, Murrindindi Shire.

Pax Hill Scout Camp

Corner Fussell and Spencer Streets, Ballarat.

ATAP accredited campsite and member of the Australian Camps Association.

Nearby

5kms Ballarat City, 18ha of bushland, State Forest adjacent. 2.4kms to Sovereign Hill Tourist Park. Eureka Centre, Gold Museum, Blood on the Southern Cross, Kryal Castle and Wildlife Park.

Accommodation

- Lodge complex - 70 beds, accessible toilet and shower, bunk room wheelchair access, dining / activity room, full catering.
- Pack Holiday complex - 44 beds, dining room and activity rooms, self-catering.
- Tait Centre 10 beds, no kitchen.
- Total 124 beds two to 12 per room.
- Camping capacity up to 1000.

Activities

Activity Guide Led Activities – Abseiling.

Self led activities - Heritage centre, three training halls, accessible toilet and shower, 50 Patrol sites, bouldering wall, archery, confidence and commando courses, billy carts, bush golf, orienteering, mine, volleyball, basketball, photo and nature trails, Chapel, campfire circle.

Contact

- campsite.paxhill@scoutsvictoria.com.au
- 03 5331 4956
- 0409 381 895
- www.paxhill.com.au
- Facebook - [Pax Hill Activity Centre](#)

Total Fire Ban District - Central, Ballarat City.

Scout Alpine Adventure Centre – Mt Baw Baw

The Scout Alpine Adventure Centre is in the resort of Mt Baw Baw. Mt Baw Baw is about 120kms east of Melbourne and 50kms north of the Latrobe Valley.

Accommodation

- The lodge has six bedrooms with 26 beds in winter and 28 in summer.
- Excellent kitchen facilities are available along with lots of entertaining space.

Activities

In winter the lodge is the closest to the actual snow fields. Baw Baw is a great mountain for beginners to learn skiing or snow play. In summer it is a great place to use as a base for day or overnight bushwalking on the Baw Baw plateau, weekend group camps or mountain biking.

Contact

- alpinecentre.bawbaw@scoutsvictoria.com.au
- Facebook - [Scout Alpine Adventure Centre](#)

Total Fire Ban District - West and South Gippsland, Mount Baw Baw Alpine Resort.

Treetops Camp and Activity Centre

140 Royal Parade, Riddells Creek 3431

Nearby

30 minutes from Melbourne Airport, 45 minutes from the centre of Melbourne and 4.5kms from the township of Riddells Creek.

Accommodation

- Pack holiday centre - commercial kitchen and 48 beds.
- 30ha of bushland and open grassland.
- Six self-contained cabins sleep up to seven each (three bedrooms, two bathrooms, kitchenette and lounge room), one with wheelchair access and accessible toilet and shower.
- Eight Powered caravan sites, camp sites for over 800.
- Multi-purpose room, kitchen and conference facility for 30.
- Non-denominational Chapel.

Activities

30 by 60 foot shelter for wet weather activities, picnic ground with gas BBQ, hot showers for campers throughout the site, limited Wi-Fi available on request, environmental trail, low ropes course, flying fox, commando course, compass courses, compass game, two campfire circles, initiative course, bush golf, basketball ring, archery range, giant hooky board, Cub Jungle, volleyball and canoes. Treetops Camp runs a number of Patrol Activity Camps throughout the year.

Contact

- campsite.treetops@scoutsvictoria.com.au
- 03 9018 5322
- www.treetopscoutcamp.com.au
- Facebook - [Treetops Scout Camp](#)

Total Fire Ban District - Central, Macedon Ranges Shire.

Camping

Warburton Trails Scout Adventure Centre

71 Donna Buang Road, Warburton.

Nearby

Warburton township, about an hour and quarter's drive from Melbourne. The gate in the back fence opens directly on to the O'Shannassy Aqueduct walk/bike trail, with the Lilydale to Warburton rail trail not far away. The summit of Mount Donna Buang is only 15kms away by road (shorter by walking trail).

Accommodation

- Two bedrooms comfortably accommodating up to eight people.
- Fully equipped kitchen.
- Large activity room and a separate cosy lounge room.
- Bunkhouse - four bunkrooms, each with three double bunks accommodating a further 24 people.
- Large grassy backyard that is suitable for camping by small groups.

Activities

It is all about the bike trails! Access to the snow in winter, the Yarra River, walking tracks, tall trees and fern gullies, waterfalls, rainforest lookouts. Great for the younger sections, plus challenging bike and walking trails for the older sections. Use as a base for day or overnight activities, for leadership courses, workshops and retreats.

Contact

- campsite.warburton@scoutsvictoria.com.au

Total Fire Ban District - Central, Yarra Ranges Shire.

Guide and Scout Water Activities Centre

Beach Park, Jetty Road Sandringham 15 minutes walk from Sandringham Station.

Accommodation

- Hall large enough to sleep 25.
- Two rooms sleep eight in bunks.
- Kitchen, showers.

Activities

Beach activities, environmental activities, fishing, walking trails, cycling trails. Sailing on request.

Contact

- gswac.bookings@scoutsvictoria.com.au

Total Fire Ban District - Central, City of Bayside.

W.F. Waters Rover Ski Lodge

Baw Baw Alpine Village, Mt Baw Baw.

WF Waters Lodge is located at Site 16, Currawong Road - right at the gateway to the Baw Baw Alpine Village, a walk of perhaps 30 meters from the car park to our front door.

The Baw Baw village itself is located approximately 2.5 hours from the Melbourne CBD on the Baw Baw Plateau, overlooking the Latrobe Valley and West Gippsland.

Accommodation

- Lodge accommodation in Baw Baw Alpine Village.
- Four rooms of four beds, one room of three beds, one room of five beds and two rooms of eight beds - 40.

Activities

White season: snow play, dog sledding, downhill skiing, tobogganing, ski touring and staying warm inside! Green season: hiking, bushwalking, cross-country mountain biking, downhill mountain biking, relaxation weekends, conferences, planning weekends, crew breakups, unit weekends away, training courses, Troop Council weekends.

Contact

- campsite.bawbaw@scoutsvictoria.com.au
- 0438 BAW BAW (229 229)
- www.bawbawrovers.com
- Facebook - [WF Waters Lodge](#)

Total Fire Ban District - West and South Gippsland, Mount Baw Baw Alpine Resort

Halls

Alexandra Scout Group Hall

174 Grant St, Alexandra 3714.

Nearby

Lake Mountain, Lake Eildon, Fraser National Park, Mt Buller and Goulburn River.

Accommodation

- Hall accommodation, showers, toilets and kitchen.

Contact

- gl.1stalexandra@scoutsvictoria.com.au

Total Fire Ban District - North Central, Murrindindi Shire.

Baden-Powell Park Scout Group - Beach Hall

Williams Road, Mt Eliza 3930.

Nearby

Canadian Bay.

Accommodation

- Large main hall situated on the beach with a mezzanine level featuring magnificent views of the bay.
- Full stainless steel kitchen and bathroom facilities (including showers).
- Hall is accessible for wheelchairs users including the toilet/shower facilities.
- Available for hire on weekends or throughout the week.
- Meeting room for use by professionals is also located on the first floor with seating for fifteen. A projector and screen are available for use as well as a whiteboard and coffee machine.

Camping

Contact

- gl.badenpowellpark@scoutsvictoria.com.au
- www.bpp.org.au
- Facebook - [Baden-Powell Park Scout Group Beach Hall](#)

Total Fire Ban District – Central, Frankston City.

BAY WAC Adventure Centre

1 Elwood Foreshore, Elwood.

Accommodation

- Bunkrooms one room with six beds and one with 10, one room with two beds and six folding beds - 24 beds.
- Full kitchen.

Activities

Beach activities and bike path to the city.

Contact

- campsite.baywac@scoutsvictoria.com.au

Total Fire Ban District - Central, Port Phillip City.

Carlton Scout Group – Hall

12 Shakespeare Street, Carlton North VIC 3054.

Accommodation

- Hall large enough to sleep 60 people on mattresses or stretchers (not supplied).
- Domestic kitchen, three toilets, one shower, and BBQ available.
- Large TV, tables and chairs, and normal Scout Hall/Q-store equipment available.

Activities

Easy access to Melbourne CBD via public transport (trams 50m away) means Melbourne's museums, galleries, and city attractions make for an interesting 'city camp'.

Contact

- gl.carlton@scoutsvictoria.com.au
- Facebook - [Carlton Scout Group](#)

Total Fire Ban District - Central, Melbourne City.

2nd Clifton Hill Scout Hall

85 Walker Street, Clifton Hill, 3068.

Recently renovated in 2019, it is located on the edge of the magnificent Quarries Park and close to Merri Creek. The local train station is a hub from the city and about a 10 minute walk from the Hall. Parking is free in the street but the Hall is in a residential area and our neighbours must be considered.

Accommodation

The hall sleeps 30 people on BYO mattresses or stretchers. Overnight accommodation is reserved for Scouting Groups only.

Facilities

- The hall comprises a large hall area, a meeting room furnished with a large sofa and an open mezzanine.

There is also:

- A large kitchen with a large fridge/freezer, oven, electric urn and dishwasher, dishes, cups and utensils.
- Trestle tables and chairs.
- A climbing wall and milk crates for stacking activities.
- A large open fireplace.
- Accessible toilets and shower.
- Heating and cooling.
- Projector screen.

Activities

Apart from activities at the Hall and neighbouring Quarries Park. There is easy access to the rest of Melbourne by public transport. Some activities are free or quite low cost!

- gl.2ndcliftonhill@scoutsvictoria.com.au

Mansfield Scout Group – Hall

Mt Battery Road, Mansfield 3722.

Accommodation

- Hall large enough to sleep up to 50 people in swags or on stretchers (not supplied).
- Large main hall, small meeting room, full kitchen, toilets and showers, accessible toilet and shower, reverse cycle air-conditioning and wood fire.

Activities

Mansfield is renowned for bushwalking, hiking, bike riding, water sports, snow play/skiing/boarding (in season) and horse riding. It is also close to Lake Eildon. Available for use on weekends or throughout the week.

Contact

- gl.1stmansfield@scoutsvictoria.com.au

Total Fire Ban District – North East, Mansfield Shire.

St. Leonards Scout Hall

Cnr Murradoc and Leviens Rd, St. Leonards 3223.

Nearby

The hall is about 15 minutes walk to the shops and the beach.

Accommodation

- Two hectare site, with some trees, suitable for camping.
- Hall could accommodate small group on own supplied mattresses.
- Small kitchen.
- External toilets and wash down shower.

Contact

- dc.geelongpeninsula@scoutsvictoria.com.au

Total Fire Ban District – Central, City of Greater Geelong.

Camping

1st Tootgarook Scout Hall

27 Kevin Street, Tootagrook.

Nearby

Five minute walk to beach or shops and 10 minute walk to harbor and ferry.

Accommodation

- Hall accommodation for 40 plus people (own bedding), full kitchen, accessible toilets, shower block, separate meeting room, TV, gas heating. BBQ available.
- Camping in large fenced area next to hall/kitchen, plus a reserve at back of hall.

Contact

- gl.1sttootgarook@scoutsvictoria.com.au
- Facebook - [1st Tootgarook Scout Group](#)

Total Fire Ban District - Central, Mornington Peninsula Shire.

1st Queenscliff Scout Hall

Symonds St, Queenscliff 3225.

Nearby

Hall is situated in town with five minute walk to beach or shops, and 10 minute walk to harbor and ferry.

Accommodation

- Hall accommodation for up to 60 people includes hall, kitchen, shower, toilets, accessible toilet, separate meeting room, media\AV facilities, heating, reverse cycle air con.

Contact

- gl.1stqueenscliff@scoutsvictoria.com.au

Total Fire Ban District - Central, Queenscliff Borough.

District and Group Campsites

Barrys Reef Scout Camp

10 Mechanics Ln, Barrys Reef 3458.

Nearby

9km Trentham, 5km Blackwood.

Accommodation

- Kitchen/dining building with 14 beds, bunkhouse with 20 18 beds.
- Showers and toilets.
- Three Group sites.
- Bush camping.

Activities

Bushland environment, pioneering and general Scouting activities, large activities hut.

Contact

- campsite.barrysreef@scoutsvictoria.com.au

Total Fire Ban District - Central, Moorabool Shire.

Bell Park Scout Camp

130 Scout Drive, Nyora, 3987, Lang Lang off Sth Gipps. Hwy, NYORA 3987.

Nearby

22.5ha of bushland. 60kms from Dandenong, 64kms to Penguin Parade, Phillip Island. 30kms to Coal Creek Village. 13kms to Lang Lang Shops and IGA and 12kms to Lang Lang beach.

Accommodation

- Camping only - campers must supply their own tents and equipment.
- Currawidgen Venue - Wheelchair access, fully equipped kitchen, microwave, two ovens, large BBQ plate and six gas jets and crockery/cutlery and cooking equipment. Full fridge and freezer and pantry with shelves. Dining room seats 56.
- Chelsea Hanger - Large open old plane hangar with tables and chairs for activities. Also has an open fireplace and wheelchair access.
- Tank water only supplied.

Activities

Dam for water activities, canoes for hire on dam. Giant water slide, boulder wall and mini bush golf course (putters / balls supplied) Cub size billy carts, low ropes course, large commando course, beach volleyball, Backwoods cooking site, bush track and bikes (BYO helmets), oval, outdoor chapel, toilet/shower, hot water supplied, campfire circle, fires in supplied drums allowed, fire wood available, first aid room, many Patrol sites and two large District sites.

Contact

- campsite.bellparknyora@scoutsvictoria.com.au
- Facebook - [Bell Park Scout Camp](#)

Total Fire Ban District - West and South Gippsland, South Gippsland Shire.

Bermingham Park

Rifle Range Road, Glengarry.

Nearby

12kms from Traralgon.

Accommodation

- Scout Centre (S/C kitchen) 14 rooms with three beds and one with six beds - 48 beds.
- Toilet/shower block.

Activities

Commando Course, 50ha of bush.

Contact

- campsite.bermingham@scoutsvictoria.com.au

Total Fire Ban District - West and South Gippsland, Latrobe City.

Camping

Brucknell Park Scout Camp

1215 Timboon Nullawarre Road, Timboon 3268.

Nearby

11kms from Timboon.

46ha of bushland with a small creek, near the Shipwreck Coast.

Accommodation

- Coleman Hall with eight rooms of eight beds and one room of two beds - 66 beds.
- Neville Dance Training Centre with one room of three beds, one room of five beds and two rooms of 6 beds - 20 beds.
- 55 camp sites.
- Tank water.

Activities

Conference/training facility, initiative course, challenge valley, crate stacking, bouldering wall, gar gar pit, archery, large campfire circle and chapel. Canoes are available on a trailer and 5km to river plus fishing. Mobstacle course.

Contact

- campsite.brucknell@scoutsvictoria.com.au
- 03 5566 5205
- Facebook - [Brucknell Park](#)

Total Fire Ban District - South West, Corangamite Shire.

Camp Niall

545 Balnarring Road, Teurong 3933. 10kms from Mornington.

Accommodation

- Two bunkrooms, one sleeps 22 one sleeps eight - 30 beds.
- S/C Kitchen, four burner gas stove and oven, large two door fridge, separate chest freezer.
- Dining room.
- Toilets and showers equipped with instant gas hot water. Two large activity shelters.
- 20 Patrol sites.

Activities

Activity room, Chapel, challenge valley, low ropes course and volleyball court.

Contact

- campsite.niall@scoutsvictoria.com.au

Total Fire Ban District - Central, Mornington Peninsula Shire.

Camp Warringal Scout Adventure Camp

340 Bruces Creek Road, Whittlesea North.

8ha of bushland at the Foothills of Mt Disappointment.

Nearby

10kms from Whittlesea.

Funfields Water/Theme Park (Whittlesea) Uncle Nevs Trail Riding (Upper Plenty).

Accommodation

The Bill Daniels Centre

- Fully equipped Kitchen and Dining room seats 48 with TV.
- Bunk Rooms, two rooms with 14 beds - 28 beds.
- Quamby Hut - 12 beds.
- Rec Hall with table and chairs and Jetmaster wood fire.
- Toilet / shower block instant gas hot water, one accessible toilet.

The Warringal Centre

- Large hall with Theatre and Four Meeting Rooms.
- 20 Bunks.
- Kitchen.
- Toilets /Showers Special Needs Friendly.
- Wood Fire ducted heating.

Two shelters (one with power)

Activities

Hiking, orienteering, BBQ, low climbing wall, bush mini golf, campfire circle, non-denominational chapel and native wildlife.

Contact

- campsite.warringal@scoutsvictoria.com.au
- Facebook - [Camp Warringal](#)

Total Fire Ban District - Central, Whittlesea City.

Caringal Scout Camp

Telbit Road, Tyers Junction - P.O. Box 64, Erica 3825.

Nearby

9kms from Erica, 37kms from Moe, located on the junction of the Eastern, Middle and Western Tyers Rivers.

Please note Moe is the nearest town with fuel to the camp.

Mt Baw Baw, Mushroom Rocks, Mt St Gwinear, Walhalla, (ski gear available in Erica).

Four-wheel drive tracks/roads.

Accommodation

- Main Camp Site 36 large sites, four sites have power for caravans.
- Bush sites area A - five sites.
- Bush sites area B - large cleared area for camping with a toilet block and water.
- Bunk House - lounge area, sleeps 33, three rooms with six bunks, one room with eight beds, one with three, and one with four.
- Lodge - kitchen, lounge, one room with eight bunks and one room with four beds.
- Bert Spackman - (S/C) three bunks and a queen bed (linen can be supplied).
- Leaders Hut - two bunks, kitchenette/ lounge.
- Mess Hall (seats 80 People).

Camping

Activities

Troop Hall and chapel, tiered campfire circle, fire drums provided (get your own wood or wood for sale), fishing (trout, eels Crayfish), river tubing, obstacle course, climbing cube, bush walks, old railway trail walks, cycle tracks, abseiling/climbing tower – Activity Guide Led, archery, water slide, gold panning, lots of birds and animals at the camp.

Contact

- campsite.caringal@scoutsvictoria.com.au
- manager@caringal.org.au
- 03 5165 3210
- Facebook - [Caringal Scout Camp](#)

Total Fire Ban District - South and West Gippsland, Baw Baw Shire.

Captain Hurley Rover Hut

20kms from Mt Erica.

Nearby

Mushroom Rocks, Mt Erica summit, Alpine Walking Trail.

Accommodation

- Hut with 20 bunk style beds. Pot belly stove, gas cooking and solar lighting.

Activities

Bushwalking, Environment activities.

Contact

- chrc.morwell@gmail.com

Total Fire Ban District - West and South Gippsland, Baw Baw Shire.

Clive Disher Park

198 Strathfieldsaye Rd Perry Bridge. 20kms from Stratford.

Nearby

25ha of natural bush close to Lake Wellington, Perry and Avon Rivers, a bird sanctuary and flora and fauna reserve.

Forty minutes gets you to Paynesville and the Koala colony on Raymond Island or a fifty minute drive to Den of Nargun and Mitchell River walking track.

Accommodation

- Numerous patrol sites and larger camp areas. Tank water supply throughout park, toilet and shower facilities.
- Recreation room - two rooms with two beds. Floor space for sleeping 30, first aid room with two beds.
- Headquarters building with small kitchen.
- Separate accommodation unit with three bedrooms and meeting room adjacent to HQ building.
- Camp Kitchen and attached dining room seating 50.
- Small Den suit family or small group, no beds available.
- 52 patrol sites accommodating 200 campers.

Activities

Easy access to fishing platforms and boat ramps close by. Range of water sports within short travelling distance to the Mitchell River National Park, 90 Mile Beach, Lake Wellington Yacht Club, Avon Wilderness, Buchan Caves, Mountain Bike and 4WD tracks. Environmental activities, bush camping and bushcraft skills. Tracks throughout the park are suitable for bike activities, local back roads can be used for longer distances, mud pit for billy carting.

Open fires are allowed with firewood available on site, campfire circle.

Contact

- campsite.clivedisher@scoutsvictoria.com.au
- Facebook - [Clive Disher Scout Camp](#)

Total Fire Ban District - West and South Gippsland, Wellington Shire.

Connan Park Scout Camp, Tyers State Park

Boola Boola Road, Morwell North, take Quarry Road or Manuels Road from Brown Coalmine Road to get onto Boola Boola Road.

Nearby

20kms from Morwell.

Accommodation

- Toilet/shower Block.
- Camp kitchen, showers and toilets within chalet building.
- Open Campgrounds for Patrol camping. Water supply and fire pits in each.

Activities

Native wildlife and swimming in Tyers River.

Contact

- campsite.connanpark@scoutsvictoria.com.au

Total Fire Ban District - West and South Gippsland, Latrobe City.

Coinda Burrong Scout Camp

3075 Northern Grampians Rd Zumstiens - Grampians.

Nearby

Zumsteins, Grampians National Park, 50kms from Horsham, 28kms from Halls Gap.

Accommodation

- Two dormitory huts - five rooms with four beds, 40 beds.
- Recreation hall with kitchen, laundry and hot showers.
- 10 patrol sites.
- Four caravan powered sites.

Activities

Chapel, BBQ.

Activities in the Grampians.

Home of Western Vic JOTA/JOTI, Facebook - [Western Vic JOTA/JOTI](#).

Camping

Contact

- campsite.cooindaburrong@scoutsvictoria.com.au
- Facebook - [Cooinda Burrong Scout Camp](#)

Total Fire Ban District - Wimmera, Horsham Rural City.

Cresco Park

Cnr. Pound Bend Rd and Gallatlys Lane, Warrandyte 5ha of bushland adjoining Pond Bend National Park.

Accommodation

- Yarra River Bunkhouse - six beds.
- 10 patrol sites.
- Septic toilets.
- Open fire camp shelter with electricity.

Activities

Swimming and rafting on the Yarra River.

Contact

- campsite.cresco@scoutsvictoria.com.au

Total Fire Ban District - Central, Manningham City.

Dallas Brooks Scout Park

Harpfield Road, Upper Beaconsfield 70 hectares of bushland.

Accommodation

- 50 patrol sites.
- Two huts with gas stove, open fireplace and toilets attached.
- Mains water.
- No power but ready to attach your generator.

Activities

Orienteering/Rogaining course, creek and plenty of bush, open fires permitted in season, 8km of mountain bike tracks. Can hike from Beaconsfield station. Great for Patrol camps, back to basic camps and survival activities.

Contact

- campsite.dallasbrooks@scoutsvictoria.com.au
- Facebook - [Dallas Brooks Park](#)

Total Fire Ban District - Central, Cardinia Shire.

Fryerstown Castlemaine Scout Camp

Spring Gully Rd, Chewton.

Accommodation

- 20 Patrol sites.

Activities

Orienteering, gold panning, push cart track (open subject to weather conditions).

Contact

- campsite.castlemaine@scoutsvictoria.com.au

Total Fire Ban District - North Central, Mount Alexander Shire.

GWS Anderson Scout Park

Dickie Road, Officer.

28ha Natural Bushland setting.

Nearby

2.5km from Officer Station.

Accommodation

- Small chalet sleeps 10 (power, light, cooking facilities and dining area, open fire).
- Two Igloos each sleep 10.
- 80 tent sites, toilet and shower facilities.
- Hall.
- Group sites and individual patrol sites.
- Survival camps are welcome.

Activities

6.5kms international standard mountain bike trail. Flora and Fauna Reserve for environmental activities. Beehives for Scout, Venturer and Queens Scout Environmental badges, two hour Bee Experience information sessions (suitable for Joeys and Cubs), chapel, orienteering, large lake for canoes and safe for swimming and water activities. Hire - canoes, mountain bikes, BBQ (BYO gas bottle), fires are permitted subject to CFA restrictions.

Contact

- campsite.gwsanderson@scoutsvictoria.com.au
- www.gwsandersonscoutpark.org.au

Total Fire Ban District - Central, Cardinia Shire.

Gunbower Island, Tree Tops

Spences Bridge Rd, Off C265.

Nearby

12kms from Cohuna.

Accommodation

- Log Cabin (all sleeping gear required) with kitchen, showers, open fireplace.

Activities

Red Gum forest on creek bank, native animals, fishing, water activities.

Contact

- campsite.gunbowerisland@scoutsvictoria.com.au
- Facebook - [Tree Tops Camp Cohuna](#)

Total Fire Ban District - Mallee, Gunawarra Shire.

Harkaway Scout Camp

138 Chadwick Road, Harkaway.

Bush camping and Scout activity camp close to Berwick.

Accommodation

- Bunk house - 26 beds.
- Leader den - four beds.

Camping

- Main hall with fully equipped kitchen, wood heater, seating for up to 30 people, toilet and shower block and hot water service.

Activities

BBQ shelter, plenty of patrol sites, large open grass areas for wide games, parade ground, dam, chapel, large campfire circle, wildlife and many walking trails.

Contact

- campsite.harkaway@scoutsvictoria.com.au
- Facebook - [Harkaway Scout Camp](#)

Total Fire Ban District – Central, Casey City.

Heany Park Scout Camp

Golding Avenue, Rowville.

Accommodation

- 12 Patrol sites, communal kitchen and toilet facilities. Bring your own wood and remove rubbish on departure.

Activities

Combination of bushland and open areas. Open area for day activities. Heany Park is on a Knox council site of natural and historical significance with special guidelines for its use. Hiking at nearby Churchill National Park. Rock wall available on site.

Contact

- campsite.heanypark@scoutsvictoria.com.au
- Facebook - [Heany Park Scout Group](#)

Total Fire Ban District – Central, Knox City.

Koolamurt Park Scout Camp

44 Mandurang Road, Spring Gully Bendigo.

Accommodation

- Dormitory.
- Six huts with five beds each.
- Two huts with two beds each.
- Dining room, kitchen and recreation hall.

Activities

Training centre, bushwalking, mountain bike tracks, orienteering.

Contact

- campsite.koolamurt@scoutsvictoria.com.au
- Facebook - [Koolamurt Park](#)

Total Fire Ban District - Northern Country, Greater Bendigo City.

Lake Eppalock Scout Camp

Kimbolton Rec Reserve, Baden Powell Drive, Lake Eppalock 5ha of bushland with lake frontage.

Accommodation

- 100 patrol sites.
- Toilet and shower block, BBQ.
- Shelter with power.

Contact

- campsite.lakeeppalock@scoutsvictoria.com.au

Total Fire Ban District – Northern Country, Greater Bendigo Shire.

Lake Fyans Scout Camp

Kelleys Beach Road, South shore of Lake Fyans, Pomonal Victoria.

10ha of bushland at the edge of the lake.

Nearby

19kms to Halls Gap.

Accommodation

- Lodge with four rooms with eight beds and two rooms with four - 40 beds.
- Kitchen.
- Bring your own water.

Activities

Water activities, bushwalking.

Contact

- campsite.lakefyans@scoutsvictoria.com.au

Total Fire Ban District - Wimmera, Northern Grampians Shire.

Mallangeeba

McGregors Road, Wannon.

Nearby

20kms from Hamilton.

Accommodation

- Hall floor sleeps 20.
- Nine double bunks sleep 19 and one single bed
- Kitchen/dining facilities. Toilet/shower block.
- 20 patrol sites.

Activities

Semi bushland, land for wildlife.

Contact

- campsite.mallangeeba@scoutsvictoria.com.au
- Facebook - [Mallangeeba Scout Camp](#)

Total Fire Ban District - South West District, Southern Grampians Shire.

Mataranka Campsite

Hard Hills Track, Goldsborough.

Nearby

6kms from Dunolly.

Camping

Accommodation

- Hall with basic kitchen, generator, hot shower and flushing toilets.
- Bush camping, outdoor storm shelter and bucket flush toilets.

Activities

Bushcraft, hiking in adjacent State Park, environment activities, Chapel, campfire.

Contact

- campsite.mataranka@scoutsvictoria.com.au

Total Fire Ban District - North Central, Central Goldfields Shire.

Moira Park

Kialla West.

Nearby

10kms from Shepparton Bush Setting adjacent to the Goulburn River, surrounded by National Park.

Accommodation

- Recreation hall space with four rooms with eight beds and one room with 10.
- Indoor kitchen and dining to suit numbers.
- Toilets and Hot Showers.
- Bring your own wood and remove rubbish on departure.

Activities

Large activity shelter, 30 Patrol sites, bushwalking, canoeing, pioneering, biking on bush trails.

Contact

- campsite.moirapark@scoutsvictoria.com.au

Total Fire Ban District - Northern Country, Greater Shepparton Shire.

Noonameena Scout Camp

69 Shepherds Hill Road, Lauriston, 3444.

Nearby

10kms from Kyneton in the Macedon Ranges.

Accommodation

- Hall has bunk beds for 10 people (ideal for Leaders), pot belly stove, TV, two showers, three toilets and small kitchen with fridge.
- Bush camping.
- Outdoor dining shelter with tables and chairs for 30 people with power/lighting, hot water service and fridge.

Activities

Campfire circle and bushwalking/hiking.

Contact

- campsite.noonameena@scoutsvictoria.com.au

Total Fire Ban District - Central, Macedon Ranges Shire.

Patanga Park Scout Camp

Barongarook Rd, Barongarook.

Nearby

14kms from Colac.

Bush setting in State Forest, Beechy Rail Trail close by.

Accommodation

- Camping.
- Shelter/storm hut, eating hall and basic kitchen facilities.
- Leader accommodation.
- Toilet and shower block.

Activities

20 patrol sites, bushwalking, mountain biking nearby, campfire circle, chapel.

Contact

- campsite.patangapark@scoutsvictoria.com.au

Total Fire Ban District - South West, Colac Otway Shire.

Rowallan Recreation and Adventure Camp

6 Kent Road, Riddells Creek.

ATAP accredited campsite and member of the Australian Camps Association.

74ha of natural bushland.

Nearby

Riddells Creek 7kms, Gisborne 15.5kms, Hanging Rock 24kms.

Located at the eastern end of the Macedon Ranges and adjacent to Mt. Charlie Nature Conservation Reserve.

Accommodation

- Headquarters (HQ) - (Pack Holiday centre).
 - Accommodates 72 in bunk beds, mattress supplied.
 - 24 bed bunkhouse (one room with alcoves of four beds).
 - 40 bed bunkhouse - five rooms, two with 16 beds, one with four, and two with two beds for Leaders.
 - Eight bed staff quarters - three rooms, two with two beds, one with four beds.
 - Dormitories heated overnight with hydronic heating.
 - First aid room with one folding bed is part of the staff quarters.
 - Dining room with fixed tables and bench seating.
 - Small lounge area between staff quarters and dining room, with TV socket (BYO TV).
 - Wi-Fi in the lounge/dining room/kitchen is available on request for a fee.
 - Gas heating in lounge/dining room.
 - Commercial kitchen, two fridges, freezer, 10 burner gas stove with two ovens, commercial dishwasher, equipped for 80, ample shelving for food boxes, self-catering.
- Recreation hall with folding tables, chairs, open fireplace and indoor activities. Firewood supplied.
- External toilet/shower block.

Camping

- Accessibility areas - toilet, bunkhouse 40, dining room and hall.
- Outdoor gas BBQ.
- Tent areas for about 100 nearby to the buildings.
- Forest Camp
- Over 100 Patrol camping in open sites.
- Toilet/shower block with lighting and hot water.
- Storm shelter 'Warnock Lodge' with gas stove, cold water and kitchen sink (not reservable for exclusive kitchen use). The only lighting in Warnock Lodge is 240v fluros that need your own generator.
- Fires permitted in supplied drums and stands, firewood available onsite.

Activities

Headquarters - Recreation hall: basketball, half soccer, table tennis with net, volleyball, BYO balls, bats for these activities.

Outdoors: Adventure playground, low ropes course, basketball, tug-o-war ropes, volleyball, campfire circle (firewood available on site), zip line, orienteering course, parade ground.

Forest Camp (also available to HQ users) - Open air chapel, low ropes course, nature trail, hiking and bush walking, initiative course, multiple orienteering courses, amphitheatre with campfire, archery range, parade ground.

All open fires are subject to CFA Fire Danger Period and weather conditions as per Ranger's discretion.

Contact

- campsite.rowallan@scoutsvictoria.com.au

- Bookings - 0416 47 00 57
- Resident Ranger - 03 5428 6509
- www.rowallan.org.au
- Facebook - [Rowallan Scout Camp](#)

Total Fire Ban District - Central, Macedon Ranges Shire.

Watson Park Scout Camp

End of Bridal Road, Tonimbuk.

33ha backing onto Bunyip State Forrest, natural heavily forested bushland with creek.

Accommodation

- Lodge building with separate bedroom sleeping six bunk style plus extensive floor areas, main room with wood heater, basic kitchen, internal composting toilet. 12v system running lights, water pressure and inverter (BYO battery).
- Outside deck with BBQ and views, tank water.
- Bush camping, outdoor fire pit, parade ground and chapel.

Activities

Bush Walking, wildlife, mountain biking, chapel.

Contact

- campsite.watsonspark@scoutsvictoria.com.au

Total Fire Ban District - Central, Cardinia Shire.





ADMINISTRATION

Contacts

Victorian Scout Centre

Address: 152 Forster Road, Mount Waverley 3149
General info - reception@scoutsvictoria.com.au
Membership - membershipsupport@scoutsvictoria.com.au
Phone: 8543 9800 Toll Free: 1800 SCOUTS or 1800 640 454
Centre Hours - 8.30am/5pm Monday to Friday
Emergency Line Only - 03 8543 9877
www.scoutsvictoria.com.au

Branch Managers

Executive Manager	Jon McGregor	8543 9802	exec.manager@scoutsvictoria.com.au
PA to Exec Manager/Secretariat	Kathleen Solomons	8543 9803	kathleen.solomons@scoutsvictoria.com.au
Manager People and Culture	Georgina Storey	8543 9801	hr@scoutsvictoria.com.au
IT Manager	Nicolas Tao BBIS	8543 9825	extranet@scoutsvictoria.com.au
Finance Manager	Leanne Sheehan CA	8543 9887	accounts@scoutsvictoria.com.au
Marketing Manager	Michelle Strachan	8543 9881	marketing@scoutsvictoria.com.au
Facilities Manager	David Sinden	8543 9872	property@scoutsvictoria.com.au
Training Manager	Rosemary Redgrave	8543 9846	training@scoutsvictoria.com.au
Strategic Growth Manager	Doug Wright	8543 9815	doug.wright@scoutsvictoria.com.au
Fundraising Manager	Trish Godden	8543 9816	fundraising@scoutsvictoria.com.au

State Leadership Team

Chief Commissioner chief.commissioner@scoutsvictoria.com.au
Deputy Chief Commissioner dcc@scoutsvictoria.com.au

Assistant Chief Commissioners

To be announced

Chief Scout of Victoria

Shane Jacobson chief.scout@scoutsvictoria.com.au

Branch Executive Committee

President Neil Comrie AO APM scoutsvictoriapresident@scoutsvictoria.com.au
Vice Presidents Neil Westaway AM neil.westaway@scoutsvictoria.com.au
Margaret Tremewen OAM margaret.tremewen@scoutsvictoria.com.au
Honorary Treasurer David Crundall hon.treasurer@scoutsvictoria.com.au

Appointment to the above roles is made annually by the State Council at its Annual General Meeting

Chairman Greg Landgren chairman@scoutsvictoria.com.au
Chief Commissioner To be announced chief.commissioner@scoutsvictoria.com.au
Deputy Chief Commissioner To be announced dcc@scoutsvictoria.com.au
Assist. Chief Commissioner To be announced
Assist. Chief Commissioner To be announced
Member Alex Forrest alex.forrest@scoutsvictoria.com.au
Member Stella Pruscino stella.pruscino@scoutsvictoria.com.au
Member Chris Young chris.young@scoutsvictoria.com.au
Member Richard Simpson richard.simpson@scoutsvictoria.com.au
Member Melinda Mears melinda.mears@scoutsvictoria.com.au

General Secretary

General Secretary Jan Kerr jan.kerr@scoutsvictoria.com.au

State Commissioners

Joey Scouts Sue Humber sc.joey@scoutsvictoria.com.au
Cub Scouts Elizabeth Thomson sc.cubs@scoutsvictoria.com.au
Scouts Jason O'Donnell sc.scouts@scoutsvictoria.com.au
Venturers To be advised sc.venturers@scoutsvictoria.com.au

Contacts

Rover Support	Peter Wotherspoon	sc.roversupport@scoutsvictoria.com.au
Adult Training and Development	Garry Breadon	sc.training@scoutsvictoria.com.au
VET	Leanne Venables	sc.vet@scoutsvictoria.com.au
Adventurous Activities	Alan Richmond	sc.adventurousactivities@scoutsvictoria.com.au
Campsites	Peter Rutley OAM	sc.campsites@scoutsvictoria.com.au
Diversity and Inclusion	David Lyons	sc.diversity@scoutsvictoria.com.au
Environment	Gordon Young	sc.environment@scoutsvictoria.com.au
Gang Show	Rob Motton	sc.gangshow@scoutsvictoria.com.au
Gilwell Park	Russell Bradd	sc.gilwellpark@scoutsvictoria.com.au
Heritage	To be advised	sc.heritage@scoutsvictoria.com.au
International	Lisa Picking	sc.international@scoutsvictoria.com.au
Personnel Support	Craig Whan	sc.personnel@scoutsvictoria.com.au
Quartermaster	Trevor Howlett	qm@scoutsvictoria.com.au
Region Support	Wayne Gunn OAM	sc.regions@scoutsvictoria.com.au
Risk and Safety	Simon Casey	sc.risk@scoutsvictoria.com.au
Special Duties	Jan Kerr	jan.kerr@scoutsvictoria.com.au
New Program Implementation	John Kerr	john.kerr@scoutsvictoria.com.au
YPR Adventurous Campsite Activities	Claire Edmanson	claire.edmanson@scoutsvictoria.com.au
Special Duties	The Hon. Michael Baden Powell	sc.specialduties@scoutsvictoria.com.au
Major Events	Dan Voet	sc.majorevents@scoutsvictoria.com.au
Performing Arts	Doug Wright	sc.performingarts@scoutsvictoria.com.au
Group Support	Peter Marriott AM	sc.groupsupport@scoutsvictoria.com.au

Scouts Australia National Team

Scouts Australia House, Level 1, 8 Help Street, Chatswood, NSW 2067

www.scouts.com.au

(B) 02 8440 5900

(F) 02 9413 1177

scouts@scouts.com.au

State Development and Leadership Team



State Commissioner – Region Support, Wayne Gunn

The team is comprised of the Assistant Chief Commissioner Regions, State Commissioner Region Support and Region Commissioners. The team meets monthly and has a number of key objectives.

1. Leadership

- Provide an inspirational vision for Scouting through the production of an annual development plan which focuses on the implementation of strategies for the recruitment, retention and personal development of youth and adults in each District and the creation of new Groups.

2. District Development

- Promote and co-ordinate the delivery of Scouting within the Region through the appointment of a Region Leader - Development and District Commissioners.

3. Quality

- Define with the Region Development Team the characteristics of quality.
- Monitors with a positive development attitude all activities to ensure the standards are equalled and surpassed.
- Provide feedback and acclaim/support as required.

4. People Development

- Provide direct support and advice to District Commissioners in their recruitment, selection, approval, training and review of suitable adults as Leaders and Lay members and District Development activities.

Specifically

- Put in place a development plan for 'critical people' in the Region.
- Develop a succession plan for 'critical roles' in the Region.
- Identify people (youth and Adult) with leadership potential to gradually populate the succession plan.

5. Membership

- Promote the Scout Movement in the wider community by identifying and establishing strong relationships with education leaders in the Region (preschool, primary, secondary and tertiary).
- Local State and Federal government leaders for the Region.
- Philanthropic and commercial organisations part of the Region.
- The Regions service clubs and associations.

Region and District Support Teams

For specific contact information for Australian Scout Fellowship contact the District Commissioner or fellowship@scoutsvictoria.com.au.



Bays – 55 Groups, 6 Districts

Region Commissioner - Frank Moore
rc.bays@scoutsvictoria.com.au

Cardinia - 9 Groups

1st Bunyip; 1st Koo Wee Rup; 1st Lang Lang; 1st Nar Nar Goon; Pakenham; 1st Upper Beaconsfield; 1st Beaconsfield; Lakeside Pakenham; 1st Garfield

Olive Elston - dc.cardinia@scoutsvictoria.com.au

Casey - 12 Groups

1st Berwick; 1st Cranbourne; Clyde; 1st Devon Meadows; Eumemmerring; 1st Hampton Park; 1st Narre Warren North; 1st Casey; Narre Warren; Berwick Central; Narre Warren South; St Mina Hallam

Jenni Walden - dc.casey@scoutsvictoria.com.au

Frankston - 8 Groups

Baden Powell Park; 1st Ballam Park; 1st Carrum Downs; 4th Frankston (Special Needs); 1st Langwarrin; North Frankston Endeavour; 1st Seaford; 1st South Frankston

Scott Rosicka - dc.frankston@scoutsvictoria.com.au

Greater Dandenong - 5 Groups

Homenetmen Arax; Moodemere; 3rd Noble Park; 2nd Springvale; Dandenong

Anne-Marie Threlfall - dc.greaterdandenong@scoutsvictoria.com.au

Kingston - 9 Groups

Aspendale; 3rd Chelsea Air Scouts; 1st Chelsea Heights; 7th Cheltenham; 1st Edithvale; 4th Mordialloc Sea Scouts; Mentone; Yet Kieu Sea Scouts; Dingley

Paul Baillie - dc.kingston@scoutsvictoria.com.au

Mornington Peninsula - 12 Groups

1st Balnarring; Dromana Sea Scouts; 1st Hastings; 1st Mornington; 2nd Mornington; 1st Ranelagh; 1st Red Hill; Rosebud Scout Group; 1st Somerville; Sorrento Sea Scouts; 1st Tootgarook; 1st Tyabb

Paul Van Bergen - dc.morningtonpeninsula@scoutsvictoria.com.au



Geelong – 24 Groups, 4 Districts

Region Commissioner - Wayne Gunn
rc.geelong@scoutsvictoria.com.au

Development - Ian Munro, rc.development.geelong@scoutsvictoria.com.au

Barwon - 5 Groups

1st Belmont; 1st Grovedale; 1st Highton; 1st Torquay; 1st Modewarre

Megan Dunne - dc.barwon@scoutsvictoria.com.au

Geelong Peninsula - 9 Groups

1st Drysdale; Leopold; 1st Queenscliff; 1st/2nd Ocean Grove; 1st Barwon; 1st Barwon Heads; 2nd Geelong; 1st Eastern Park; 1st Otway Foresters Rover Crew

Wayne Myers OAM - dc.geelongpeninsula@scoutsvictoria.com.au

Geelong Rivers - 7 Groups

1st Anakie; 1st and 2nd Lara; 1st Hamlyn Heights; Norlane West; 1st Bannockburn; 1st Lethbridge; Dereel

Allan Bartlett - dc.geelongrivers@scoutsvictoria.com.au

Otway Plains - 3 Groups

2nd Colac; 3rd/4th Colac; Apollo Bay

Kathleen Niblett-Graham - dc.otwayplains@scoutsvictoria.com.au

Gippsland – 30 Groups, 5 Districts

Region Commissioner - Craig Hocking rc.gippsland@scoutsvictoria.com.au

Development - Greg Samson, arc.development.gippsland@scoutsvictoria.com.au

East Gippsland - 3 Groups

Bairnsdale; 1st Paynesville; Colquhoun Sea Scouts

Refer to Amanda Bodinnar - dc.eastgippsland@scoutsvictoria.com.au

Mt Baw Baw - 8 Groups

1st Drouin; 1st Moe; 1st Neerim; 1st Newborough; 1st Thorpdale; 1st Trafalgar; 1st Mountain Rivers; Warragul

Rick Bradley - dc.mtbawbaw@scoutsvictoria.com.au

South Gippsland - 9 Groups

1st Fish Creek; 1st Foster; 1st Inverloch; 2nd Korumburra; 2nd Leongatha; 1st Mirboo Nth; Phillip Island; Wonthaggi; 1st Yarram

c/o Region Commissioner - dc.southgippsland@scoutsvictoria.com.au

Strzelecki - 7 Groups

1st Churchill; 1st Glengarry; 1st Morwell; Morwell East; 1st Traralgon; West Traralgon; 1st Yinnar

Sharon Noonan - dc.strzelecki@scoutsvictoria.com.au

Wellington - 3 Groups

Maffra; Sale; 1st Stratford

Refer to Wendy Phelan - dc.wellington@scoutsvictoria.com.au



Lerderberg – 43 Groups, 6 Districts

Region Commissioner - Wayne Gunn
rc.lerderberg@scoutsvictoria.com.au

Development/New Groups - Claude Midon
arc.newgroups.lerderberg@scoutsvictoria.com.au

Region and District Support Teams

Djerriwarrh - 4 Groups

Bacchus Marsh; 2nd Melton; 3rd Melton; 1st Ballan
Colleen Thompson - dc.djerriwarrh@scoutsvictoria.com.au

Kororoit - 8 Groups

1st Keilor Village; 1st Sunshine; 1st Taylors Lake; Tran Hung Dao; 1st Caroline Springs; Phu Dong; St George
Refer to Region Commissioner - dc.kororoit@scoutsvictoria.com.au

Kariwara - 7 Groups

1st Altona; 2nd, 5th and 10th Footscray; 2nd Newport; 3rd and 4th Williamstown; Bliia Scouts Melbourne
John Wightwick - dc.kariwara@scoutsvictoria.com.au

Macedon Ranges - 8 Groups

1st Gisborne; 1st Macedon; 1st Riddell's Creek; 1st Romsey; 1st and 2nd Woodend; 1st New Gisborne; 1st Kyneton
Andrew Boyer-Smythe - dc.macedonranges@scoutsvictoria.com.au

Moonee Valley - 10 Groups

1st/10th, 15th, 17th Essendon; 5th Keilor; 6th Melbourne; 1st Moonee Ponds; 1st, 2nd Strathmore; 1st Milleara; St Mary's Coptic
Refer to Mathew McKernan - dc.mooneevalley@scoutsvictoria.com.au

Werribee Plains - 6 Groups

1st Iramoo; 1st Hoppers Crossing; 1st Point Cook; 1st and 2nd Werribee, Williams
Refer to Region Commissioner - dc.werribeeplains@scoutsvictoria.com.au

Loddon Mallee - 19 Groups, 3 Districts

Region Commissioner -
rc.loddonmallee@scoutsvictoria.com.au

Bendigo - 6 Groups

1st Bendigo; 1st Castlemaine; 1st Eaglehawk; 2nd Kangaroo Flat; 1st Maiden Gully; 1st Strathfieldsaye
David Farrell - dc.bendigo@scoutsvictoria.com.au

Northern Rivers - 7 Groups

1st Barham; 1st Donald; 1st Kerang; 1st Lake Boga; 1st Lake Boort; 1st Nyah Nyah West; Swan Hill
Carmel Tyers - dc.northernrivers@scoutsvictoria.com.au

Sunraysia - 6 Groups

Delta; 1st Irymple; 2nd and 5th Mildura; Red Cliff; Alcheringa
David Searle - dc.sunraysia@scoutsvictoria.com.au



Melbourne – 49 Groups, 4 Districts

Region Commissioner - Michelle Grierson,
rc.melbourne@scoutsvictoria.com.au

Bayside - 8 Groups

1st and 3rd Beaumaris; 1st/14th Brighton; 9th Brighton; 1st/3rd Cheltenham; Hampton; 1st and 5th Sandringham; 1st Elwood
Refer to Simon Marks - dc.bayside@scoutsvictoria.com.au

Boroondara - 14 Groups

1st Ashburton; 1st Balwyn; 19th Camberwell; 1st Glen Iris; 1st Canterbury; 1st City Of Camberwell; 1st Greythorn Park; 1st Hawthorn; 2nd /6th; Hawthorn; 1st Kew; 4th Kew; Deepdene; 1st North Balwyn; Lynden Park
Johann Anderson - dc.boroondara@scoutsvictoria.com.au

Glen Eira Stonnington - 20 Groups

1st Bentleigh; 15th Brighton; 4th Caulfield; 5th Caulfield; 9th Caulfield; 10th Caulfield; 12th Caulfield; Caulfield Tzofim Onnot; 1st McKinnon; 1st Central Moorabbin; 5th/6th Central Moorabbin; Bailey Reserve; 1st Malvern; 2nd Malvern; 10th Malvern; 13th Malvern; Port Melbourne; 2nd Prahran; 1st Vic. Sea Scouts; 5th Melb; 1st Latvian
Roy Kaplan - dc.ges@scoutsvictoria.com.au

Yarra - 8 Groups

1st Alphington; Carlton; 2nd Clifton Hill; 1st Fitzroy; Richmond; Catholic Archdiocese Scout Group; CRC Sydenham
Nick Browne - dc.yarra@scoutsvictoria.com.au



Mount Dandenong – 71 Groups, 7 Districts

Region Commissioner - Brett Cole
rc.mtdandenong@scoutsvictoria.com.au
Development - Gary Park

City Of Knox - 13 Groups

1st Bayswater; 2nd/3rd Bayswater; 1st Ferntree Gully; 4th and 8th Knox; 1st Knoxfield; 2nd Knoxfield; 1st Rowville; 1st The Basin; 2nd Wantirna; 1st Wantirna Sth; Heany Park; Boronia
Refer to Region Commissioner - dc.cityofknox@scoutsvictoria.com.au

Manningham - 8 Groups

1st and 3rd Doncaster East; Mannigham Tende Beck; 1st Templestowe Lwr; 1st and 3rd Templestowe; Warrandyte; Wonga Park
Refer to Region Commissioner - dc.manningham@scoutsvictoria.com.au

Maroondah - 9 Groups

3rd Croydon; 1st Croydon Hills; Heathmont; 3rd Ringwood East; 4th Ringwood; 7th Ringwood; Croydon Central; 1st Maroondah; 3rd Heathmont
Terri Verberne - dc.maroondah@scoutsvictoria.com.au

Monash - 10 Groups

2nd Glen Waverley; 1st Mount Waverley; Mulgrave; 9th Oakleigh; Oakleigh Coptic; Waverley Valley; 1st West Waverley; 2nd/7th West Waverley; 1st Wheelers Hill; Warringga
Alan Richmond - dc.monash@scoutsvictoria.com.au

Region and District Support Teams

Sherbrooke Forest - 10 Groups

1st Belgrave Sth; 1st Cockatoo; 1st Emerald; 1st Ferny Creek; Gembrook; 1st Kallista; 1st Monbulk; 1st Olinda; 1st Upwey; 1st Selby

Deirdre Lancaster - dc.sherbrookeforest@scoutsvictoria.com.au

Whitehorse - 14 Groups

1st Bennettswood; 1st/8th Blackburn; 2nd Blackburn; Blackburn South; 6th and 9th Box Hill; Box Hill North; 1st Heatherdale; 1st Mont Albert; Mont Albert North; 1st Nunawading; 1st Mitcham; 1st Tally Ho; 1st Vermont

Bill Henley - dc.whitehorse@scoutsvictoria.com.au

Yarra Ranges - 7 Groups

1st Lilydale; 1st Mount Evelyn; 1st Mooroolbark; 1st Seville; 1st Healesville; 1st Yarra Junction; 1st Woori Yallock

Deirdre Lancaster - dc.yarraranges@scoutsvictoria.com.au

Northern – 24 Groups, 4 Districts

Region Commissioner - Darren Leckie rc.northern@scoutsvictoria.com.au

Alpine Gateway - 5 Groups

1st Bright; Benalla; 1st Myrtleford; 1st Yarrunga; Wangaratta

Melissa Duguid - dc.alpinegateway@scoutsvictoria.com.au

Goulburn Murray - 9 Groups

1st Baulkamaugh; 1st Cobram; 1st Dookie; 1st Kialla; 1st Mooroopna; 1st North Shepparton; 1st Yarrawonga; 1st Tatura, Shepparton Rover Crew

Mark Sargent - dc.goulburnmurray@scoutsvictoria.com.au

Upper Murray - 7 Groups

1st Beechworth; 1st Rutherglen; 1st Wodonga; 3rd Wodonga; 1st Baranduda; 1st Mount Beauty; 1st Yackandandah

Refer Region Commissioner - dc.uppermurray@scoutsvictoria.com.au

River Gums - 3 Groups

1st Echuca; 1st Kyabram; 1st Rochester

Refer to Region Commissioner - dc.rivergums@scoutsvictoria.com.au



Plenty Valley – 53 Groups, 5 Districts

Region Commissioner - Alan Harding
rc.plentyvalley@scoutsvictoria.com.au

Banyule - 12 Groups

Bundoora; 1st Eaglemont; 1st/2nd Greensborough; 1st Greenhills; Rosanna; Watsonia; 1st Ivanhoe Sea Scouts; 10th Ivanhoe; Macleod; Heidelberg; Viewbank; Montmorency

Refer to Region Commissioner - dc.banyule@scoutsvictoria.com.au

Hume - 4 Groups

1st Craigieburn; 1st Sunbury; 3rd Sunbury; 1st Tullapark

Annette McIlvain - dc.hume@scoutsvictoria.com.au

Moreland Darebin - 13 Groups

4th Brunswick; 5th Brunswick; 9th Brunswick; 1st Coburg; 2nd Glenroy; 1st Oak Park; 4th Preston; 1st Reservoir; 5th Northcote; Fawkner; Hoa Lu; St Mark Coptic

Chris Ballard - dc.morelanddarebin@scoutsvictoria.com.au

Nilumbik Whittlesea - 15 Groups

1st Diamond Creek; 1st Doreen; 1st Epping; 1st Eltham North; 1st Eltham; 2nd Eltham Sea Scouts; 1st Hurstbridge; 1st Lower Plenty; 1st Research; 1st Whittlesea; Hazel Glen; Epping North; South Morang; Lalor

Wendy Byrnes - dc.nilumbik@scoutsvictoria.com.au

Tilba Tilba - 9 Groups

1st Alexandra; 1st Broadford; 1st Kilmore; 1st Kinglake; 1st Mansfield; 1st Puckapunyal; 1st Seymour; 1st Yea, 1st Wallan

Damion Toes - dc.tilba@scoutsvictoria.com.au

Emu - 4 Groups

1st Camperdown; 1st Cobden; 1st Noorat; 1st Timboon

Steve Leversha - dc.emu@scoutsvictoria.com.au



West Coast – 15 Groups, 3 Districts

Region Commissioner - Rob Rowe
rc.westcoast@scoutsvictoria.com.au

Glenelg River - 5 Groups


Portland; 1st Casterton; 1st Coleraine; Hamilton; 1st Cavendish

Refer to Region Commissioner - dc.glenelgriver@scoutsvictoria.com.au

South Western - 6 Groups

Allansford; Hawkesdale; Port Fairy; Warrnambool Norfolk; Warrnambool Tooram; Koroit

Peter Jarry - dc.southwestern@scoutsvictoria.com.au



Western – 15 Groups, 2 Districts

Region Commissioner - Ian Lock
rc.western@scoutsvictoria.com.au

Ballarat - 10 Groups

1st Avoca; 1st Alfredton; 3rd Ballarat; 5th Ballarat; 1st Beaufort; 1st Creswick; 1st Maryborough; Mt Clear; Sebastopol; 1st Wendouree

Refer Region Commissioner - dc.ballarat@scoutsvictoria.com.au

Wimmera - 5 Groups

2nd and 4th Horsham; 1st Kaniva; 1st Rainbow; 1st Warracknabeal

Refer Region Commissioner - dc.wimmera@scoutsvictoria.com.au

Region and District Maps



Administration and Membership

Adult and Youth Membership

New Members Registration Fees 2020

Membership Fees – 2020/2021

Pro Rata Fee Structure		
Between these starting dates	Registration Fee	
	Youth Members	Adult Members (Leaders, Fellowship, Adult Helpers)
January 1 2020 to March 31 2020	50% annual fee	Nil
April 1 2020 to May 31 2020	25% annual fee	Nil
June 1 2020 to June 30 2020	Nil	Nil
July 1 2020 to September 30 2020	New fee – 100%	\$50
October 1 2020 to December 31 2020	New fee – 75%	\$50
January 1 2021 to March 31 2021	New fee – 50%	Nil
April 1 2021 to May 31 2021	New fee – 25%	Nil
June 1 2021 to June 30 2021	Nil	Nil

Scout membership fees are reviewed annually - at the time of print of this INFO BOOK the review for the 2020/2021 fee has not been completed. Once the fee is agreed, all will be informed via Be Informed.

What does the Annual Membership Fee cover?

Scouting needs to be able to maintain the provision of services, pay insurance premiums, ensure the staff we employ receive fair and reasonable payment for the terrific work they do, pay for the utilities and associated cost of delivering the program. All of these costs are rising. We also wish to ensure that Scouting remains affordable. In order to ensure we continue to pay all necessary expenses, provide services to support Scouting and ensure Scouting is a healthy and viable choice for young people across Victoria's diverse communities the BEC Finance Sub-committee works to ensure that fees are as economical as possible.

Where a Group is aware of a family that may be experiencing a period of hardship or difficulty, Scouts Victoria is committed to ensuring that the youth members in that family can still enjoy Scouting as detailed below.

Financial Support

Scouts Victoria will work with Groups, Districts and Regions to support those experiencing financial distress due to the industry closures and employment downturn in some communities across the State. Group Leaders (including LICs) can apply for fee concessions from the State Association on behalf of families. There is no need for any other person to know of the financial assistance provided and application should be made directly from the Group using the Application for Fee Relief Form (F1) available under Forms on the website. Where financial distress is widespread and affecting a large proportion of the Group's membership, Group Leaders are urged to make contact as soon as possible. It is essential that during difficult times Scouts support each other. Fee relief may also be available for foster children and children with special needs.

Interstate, International Transfers and Exchange Students

Youth and Leaders providing evidence of registration in other States or countries will be registered without a fee until the next census. Short term exchange students will be exempt from membership fees.

Registering and Transferring Members

A [Visitor Details Form \(Y4\)](#) should be completed for each new prospective youth member who wishes to join or re-join a Group. Information required is the member's full name, date of birth, Section/Group and email address. In the case of the new member being a Rover, the Rover (aged at least 18), not the Rover's parent, should sign the form. The Group Leader should then issue an invitation to join via Extranet membership.

The [Y4](#) and the [Online Application Youth Flowchart](#) and [Online Youth FAQ](#) are available on our website – Age Sections and Adults > Member Resources > Forms and Tools > Youth Forms > [Visitors and prospective members](#)

After payment of the membership fee is received, the Membership Certificate is sent to the Group to be presented to the new member. Cheques are to be made payable to the Scout Association, Victorian Branch.

Online Transfer of youth members is available in Extranet at Admin > Youth Admin > Transfer between Groups.

Annual Census

Every year, by June 30, each formation Group, District and Region is required to update their Extranet membership records, including acceptance of new members and forward relevant adult member paperwork to Victorian Scout Centre.

Administration and Membership

In May a member listing along with instructions is sent to the Leader in Charge for checking and to make all necessary amendments to office bearers and youth members. Adult member update relevant documents where appropriate are to be sent to Membership Support by second Friday in June. An invoice based on June 30 membership will be generated and sent to Groups on July 1.

Each District Commissioner and Treasurer is expected to check all Group registers prior to June 30 and ensure that outstanding invoices have been paid and census payment is forwarded to the Scout Centre by July 15.

Membership Support Team at the Victorian Scout Centre, 152 Forster Road, Mount Waverley 3149.

- 03 8543 9800
- membershipsupport@scoutsvictoria.com.au

Youth Forms

Please use the up to date forms available on our website – Age Sections and Adults > Member Resources > Forms and Tools.

Youth Forms available are for:

- [Visitors and Prospective Members – Y4](#)
- [Activity Permissions – Special Activity \(Y5\)](#) and [Adventurous Activity Intention Form](#)

Application for National or International Scouting [Event Funding Award Applications](#) are for:

- Joey Scout Promise Challenge Badge
- Grey Wolf Application
- Australian Scout Medallion Achievement
- Queen's Scout Nomination
- Baden-Powell Award
- International Explorer Award

Adult Membership and Forms

Please use the up to date forms available on our website – Age Sections and Adults > Member Resources > [Forms and Tools](#).

The idea of these forms is that there is one for when you join, one for when you leave and one for when you move in between.

The application for any new adult member – uniformed (including Rovers) and non-uniformed is now completed online via an invitation to join extended by the Group Leader (Leader in Charge) via Extranet under Membership.

An [A2 Form](#) is used to change your appointment or take on a secondary role. To take on a secondary role you need to have completed the required Basic training for both the primary appointment and secondary role and have discussed your capacity to undertake that role with the Leader in Charge of both formations who approve the A2 along with the relevant Commissioner.

An [A3](#) is required for a relinquishment of adult membership. Other forms include:

- Child Safe Scouting, Health and Injury Forms, Finance Forms, Legal Forms, Insurance Certificates, Property Forms, Training Forms, Travel Forms, Working with Children Check, Document requirements for identity check, Vehicles.

Mandatory Training

Every Adult Member and Supporter of Scouts Victoria (Rovers, Leaders, Fellowship, Honorary Commissioners, Office Bearers, Rostered Parents and Adult Helpers) must complete the following e-Learning Modules:

- Workplace Health and Safety (BCORE WHS).
- Child Safe Scouting (BCORE CHILD).

Within three months of starting their membership and then every three years. Completion and refreshing of these modules must be completed as a condition of membership or undertaking an Adult Supporter role with Scouts Victoria.

Failure to complete these modules within three months of membership or appointment to a supporter role, will result in membership cancellation or removal of appointment. This means that the individual is not permitted to participate, attend or be involved with Scout activities, properties or events. A parent or guardian dropping off or collecting their child from Scout activities is permitted, but involvement or participation is not permitted.

Event Funding

The E.M.Loethian Fund (Victoria) was established to assist youth members travelling overseas. Funds are available to enable financial assistance to be made to uniformed members under 26 to attend overseas Scouting activities.

Who can apply? Grants will be made on a needs basis with preference going to the most deserving applicants. Previous recipients of financial assistance to attend overseas events within the same Section will not be eligible for another grant. The factors determining 'needs' can be widely interpreted - family size, hardship, illness, unemployment, or any of many other reasons.

No assistance is available for additional costs such as travel to and from the applicant's home to Melbourne Airport, passport costs, pocket money, optional sightseeing, or personal touring before, during or after the event.

The NEAR - National Event Assistance Reserve fund was established to assist youth members (not available for adults or Leaders) who are planning to go to a recognised Scouting activity such as Cuborees, Jamborees, Ventures and Moots within Australia.

Administration and Membership

Previous recipients of financial assistance to attend National events will not be eligible for another grant.

The application form can be found on the Forms and Tools page of our website under Youth Forms > [Application for National or International Scouting Event Funding](#).

How to apply for assistance for EML or NEAR

Application Forms are available from the Forms and Tools page of our website under Youth Forms > [Application for National or International Scouting Event Funding](#). Please ensure the applications are completed correctly and emailed to eventfunding@scoutsvictoria.com.au. All correctly completed applications will be acknowledged and considered if received at least three months before the commencement of the event. Applications will only be considered once the deposit has been paid. Late applications will not be considered unless exceptional circumstances apply. Further enquiries contact eventfunding@scoutsvictoria.com.au.

Interstate Travel

Youth members or Leaders proposing to camp or travel interstate must make prior application for approval to the Victorian Scout Centre (VSC) on the appropriate form available on the Forms and Tools page of our website under Travel Forms > [Application for Approval to Camp or Travel Interstate](#).

Three copies of the form must be completed, plus one extra copy for each additional State to be visited. They must be suitably approved and endorsed before sending to the Victorian Scout Centre. For visits interstate, where provision of facilities or other assistance is sought of the host Branch, at least two months notice is required. Where no assistance is required, at least one month notice is required. Late applications are liable to be rejected. Once the application is approved by State, a copy will be returned to:

- The Leader in Charge of the party (this copy must be carried during the trip).
- One copy will be sent to the Branch concerned to advise them of the visit, and if required, to request the provision of facilities or assistance.
- The Leader in Charge of the party will be advised direct of any arrangements made by the Branch being visited.

Where road transport is involved the Leader in Charge of travelling party has an obligation to ensure that the vehicles are suitable for the purpose and that the insurance on the vehicle is adequate and covers full liability for passengers. Applications are only approved on the understanding that these precautions have been taken, the necessary permits obtained, and recognised safety precautions adhered to.

Restrictions:

- Applications from Cub Scout Packs for interstate visits will be referred to the State Commissioner Cub Scouts for approval
- Applications to camp or travel in Tasmania must give full details as to party size, experience of Leaders and youth members, proposed route, equipment and food lists, and any other details that will help the application
- The Tasmanian Branch has capped the size of the party to 14 for hike to Cradle Mountain National Park

Care Monkey - Health Records

Scouts Victoria takes health and safety very seriously. CareMonkey is an innovative participant controlled electronic medical form for clubs and other groups with a duty of care. It's an electronic version of the paper based Personal Information Record (PIR) we send out and ask parents to fill in for events and upon joining. It provides you with the opportunity to receive updated medical information promptly and accurately, while providing you with instant access to the information in an emergency. The information can be used off-line in an area without internet access.

We will be using the CareMonkey app in the best interest of all of our participants whilst ensuring we are proactively fulfilling our risk management and duty of care obligations.

You and parents can create a free CareMonkey account and control all data. The CareMonkey system stores the information on your behalf and you will be able to grant (or deny) access to your data. From Scouts Victoria's perspective, this information will only be accessible by authorised officials responsible for looking after our members and will be managed in accordance with the Data Protection and Privacy Act.

At no stage should member's health issues be discussed with anyone other than those adults who are required to know because of their involvement with an activity.

Personnel Team

Mathew McKernan, Assistant Chief Commissioner - Personnel - acc.personnel@scoutsvictoria.com.au

People are our greatest asset. This team focuses on people and culture management at all levels of the organisation.

Administration and Membership

The team is responsible for creating, implementing and overseeing policies governing employees' and volunteers' behaviour and the behaviour of Scouts Victoria toward our employees and volunteers. Specific areas of oversight include adult recruitment and retention, exit interviews, motivation, role selection, labour law compliance including OHandS, performance reviews, training, professional development, mediation and change management.

This team, led by the Assistant Chief Commissioner – Personnel, makes up the Victorian Adults in Scouting Committee. (WOSM Adults in Scouting Policy establishes the basis for all personnel support processes, which is based upon the 'life-cycle of adults in Scouting'.) The team includes State Commissioner – Personnel Support, State Commissioner – Adult Training and Support, State Commissioner VET, State Commissioner Risk and Safety and the Deputy Chair, Victorian Rover Council.

Craig Whan, State Commissioner – Personnel Support, sc.personnel@scoutsvictoria.com.au

This role is to proactively introduce best practice policies, procedures, protocols and to support the volunteer adults in Scouting so that they have role clarity in undertaking their duties in a safe and supportive environment.

Garry Breadon, State Commissioner – Adult Training and Development, sc.training@scoutsvictoria.com.au

This role implements a national curriculum for the training and development of Leaders in all functions and at all levels. The system includes the acquisition and development of the knowledge and skills necessary for each function and the personal development of adults. It is flexible and allows for previous experience and skills to be evaluated, and allows for the acquisition of additional skills and knowledge.

Leanne Venables, State Commissioner – Vocational Education and Training, sc.vet@scoutsvictoria.com.au

Scouts Australia Institute of Training (SAIT) is a Registered Training Organisation and enables youth and adults to seek externally accredited qualifications. This role holds the responsibility for providing support to SAIT assessors, successful completion of qualifications by youth and adults and monitoring of compliance.

Simon Casey, State Commissioner – Risk and Safety, sc.risk@scoutsvictoria.com.au

Katherine Nowell, Assistant State Commissioner – Risk and Safety, asc.risk@scoutsvictoria.com.au

They are responsible for building a culture of safety, implement industry best practice for Scouting processes and ensure a safe, cohesive and integrated youth program and environment for adults supporting it. This role leads the Scouts Victoria Operational Safety Leadership Committee focusing on achieving these goals.



Code of Conduct for Adults in Scouting

November 2017 Australian Policy and Rules P5.2.2 Code of Conduct

This Code of Conduct is a personal commitment. Its purpose is to protect all members of Scouting. It applies to all members over the age of 18, regardless of location and role, when engaging with young people and adults in any form. This includes face-to-face contact and using technology such as online platforms. Parents and guardians who wish to actively participate in Scouting activities must also follow this code.

Duty of Care

Australian Policy and Rules, November 2017

Duty of Care P2.1 Definition

1. Scouts Australia has a Duty of Care to all members of the movement and their parents/guardians to provide a safe environment that protects members to the best of its ability from physical or emotional harm.
2. Scouts Australia shall ensure when recruiting and managing Leaders and other persons in control of, or in contact with, young people that this duty is exercised.
3. All Leaders are accountable to exercise this duty on behalf of Scouts Australia at all times.

P2.2 Authorised Person in Charge

1. The authorised person in charge of an activity shall exercise the Duty of Care on behalf of Scouts Australia and parents or guardians.
2. Leaders planning an activity for which they do not have the prescribed qualifications to enable them to exercise the responsibilities of the authorised person in charge, shall obtain an appropriately qualified person to conduct the activity. That person shall conduct the activity to the requirements of Scouts Australia and shall be the authorised person in charge of the activity.

P2.3 Role of Branches

Branches shall be responsible for promulgating rules for the conduct of activities, which give effect to and are consistent with the policies of The Scout Association of Australia.

P2.4 Categories of Activities

Activities undertaken by members of Scouts Australia fall into the following categories:

1. DAY-TO-DAY activities cover the normal program activities undertaken by the various Sections.
2. ADVENTUROUS activities shall be defined by National and each Branch, based on the appropriate community standards for activities requiring leadership by persons with prescribed qualifications and/or experience.
3. PROHIBITED activities shall be defined by each Branch at its sole discretion, and shall be binding on members of Scouts Australia registered in the Branch.

P2.5 Health Care

Adult Leaders, in meeting their Duty of Care, are required to ensure the health care needs of youth members are managed in order to control risk and minimise harm.

1. Where youth members have short or long-term health care requirements which may impact on their involvement in Scouting activities, Adult Leaders are expected to meet their Duty of Care by undertaking a health care planning process.
2. Negotiation of a health care plan for youth members will respect the personal safety, dignity and right to confidentiality of youth members and caregivers and reflect the informed consent of all participants.
3. Adult Leaders are obliged to render first aid and emergency assistance to youth members consistent with their level of training. In every instance, first aid/emergency assistance is a strategy to support the health and safety of young people while awaiting professional medical assistance.
4. Legal guardians and their medical practitioners should be encouraged to minimise the medication/treatment required during Scouting activities.
5. Adult Leaders are obliged to enable youth members to receive ongoing medical care during Scouting activities. Adult Leaders are not obliged to provide ongoing or invasive medical care. Nor are Leaders required to provide or maintain health-related equipment. This is the responsibility of legal guardians, possibly in collaboration with community agencies. In every case, responsibilities for the provision of ongoing health care should be clearly documented.
6. Youth members should be encouraged to take responsibility, commensurate with their age and stage of development, for administering their own medication/treatment in non-emergency situations.

P1.8.3 Child Protection and Protection from Harm

1. Duty of Care and Safe Practice

Policy P2 and Rule R12 specify Scouts Australia's policy relating to Duty of Care, and its rules for safe practice. This policy is to be read in conjunction with the Scouts Australia Child Protection Policy 2016.

2. Rights of the Child Scouts

Australia recognises that children, because of their vulnerability, need special care and protection, and it has an educational and recreational program which respects their rights, and takes full account of their best interests. The Scouting program provides guidance appropriate to the child's evolving capacities and recognises their right to express an opinion, and to have it taken into account.

Administration and Membership

Leader Induction

General Information

The overall purpose of Basic training is to ensure that the new Leader:

1. knows what is expected of them in terms of:
 - (a) attitude (including a clear understanding of the Purpose and Principles, and unequivocal acceptance of the Promise and Law),
 - (b) knowledge (including the basic skills as appropriate)
 - (c) method used in Scouting
2. knows where to seek help and advice
3. is made to feel welcome and necessary
4. knows what is expected of them in terms of Leader Training - that all Leaders are expected to achieve their Wood Badge within three years is clearly explained and understood.

Procedure

The applicant will be interviewed by the Group Leader. During this interview:

- the applicant's obligations to the Promise and Law, the Purpose of Scouting and their role, and training requirements is explained
- the non-negotiable requirement that all adults holding a certificate of membership must complete the modules Basic ChildSafe, Basic ScoutSafe and WHS and Scouting within three months of becoming an adult member of Scouting is explained
- the online membership application process will be explained, (an application to become an Assistant Leader, Adult Helper, office bearer or Rover)

Upon completion of the online application the applicant submits to Membership Support at Victorian Scout Centre

- Working With Children Check Card
- Copies of four identity documents as per the Minimum Proof of Identity document under the National Police Check section of the Forms and Tools page

The Group Leader and District Commissioner confirms the application online via Extranet. Membership Support Team will email. Reference Check and CrimCheck links to the applicant.

At the same time the District Commissioner may invite the District Personnel Committee to have a chat with the prospective member. Once the applicant has been approved for membership, a number of things will happen:

- An initial Welcome Letter is sent to the new Leader;
- An email is sent to the new Leader and their PLA (with a copy to the GL, DC, DLATS, RC) advising the outcome and will contain the log-in information to begin eLearning.
- A Certificate of Adult Membership is issued and forwarded to the Group Leader for presentation to the trainee Leader. It should be emphasised to trainees that this certificate gives them a Trainee Leader status in the movement, certifying to them their membership, and is valid for a maximum period of twelve months.
- The Leader's membership will remain of a trainee nature until the completion of all Basic Training. If after 15 months basic training has not been completed a trainee Leader will be automatically converted to an Adult Helper.
- The District Team (DC, GL and DL – Section) has a responsibility to support the new appointee through their Scouting journey, including training.

Suitability Checks

Scouts Victoria undertakes numerous checks relating to the suitability of our applicants to apply to be a member. Our suitability checks are backed by our legal obligations to meet the Child Safe Standards as defined by the Victorian Government.

Our checks include:

- Ensuring a member is eligible to work with children by holding a Working with Children card
- National Police Check to ensure that the applicant meets our character requirements
- Reference Checking using an online surveying tool

Working With Children

Exempted Persons

The Working with Children Check legislation exempts a number of persons from having to hold a card due to their occupation, such as Police Officers and Teachers.

Scouts Victoria requires every adult member to hold a Working with Children Card, regardless of the exemption provided by their occupation. This is to ensure that we are meeting our obligations under the Working with Children Check legislation.

Administration and Membership

Scouts Victoria is notified of suspension or revocation of a Working with Children Check but this notification is not provided to us for those who are exempted or if the exemption is removed due to retirement or change of occupation. This is a risk that Scouts Victoria is not satisfied in accepting, therefore the requirement to hold the card applies to all of our adult members.

Victorian Institute of Teaching – WWCC Exemption and Scouts Victoria Requirements

Scouts Victoria has been advised that there have been changes in legislation that now requires any teacher with VIT Registration to inform Working with Children Check Victoria of any work that they undertake with children, outside their employment. These changes were implemented in 2019. This must be done within 21 days of commencing work with an organisation. You can submit a notification via the Teachers Notification Form at <https://service.vic.gov.au/services/teachers-notifications/>.

You must use the following details when completing the form for Scouts Victoria:

- Organisation name - Scouts Victoria
- Contact name - Executive Manager
- Contact email - wwc@scoutsvictoria.com.au
- Contact number - 03 8543 9800

We have had reports of different email addresses being used, including Group Leaders, District Commissioners and personal addresses. You must update your details to use the information above, so Scouts Victoria is adequately notified of your registration status.

At this time Scouts Victoria requires all Adult Leaders, Adult Helpers, Rover Scouts and specific Office Bearer roles to hold a Working with Children Check, regardless of exemptions granted in legislation. We have 6500 adults in Scouts Victoria. As a result we must ensure we have a consistent, measurable and practical approach.

Scouts Victoria has rigorous systems in place that include automated checks of WWCC status to help support our role as a Child Safe Organisation.

National Police Check

National Police Checks are conducted by Scouts Victoria to identify any offences or criminal history that may be incompatible with our Adult Code of Conduct.

The Police Check provides an outline of all offences that a person has been found guilty of, or pending court appearances. This information is more extensive than a Working with Children Check, which covers specific offences relating to children and some offences relating to adults.

Certain offences are of interest to Scouts Victoria in determining suitability of members and while a person holds a Working with Children Check, it does not automatically determine suitability to be a member when considering all criminal history.

This information is kept in the strictest confidence and retention of this information is managed in line with the access agreement with our Police Check provider.

Police Checks are renewed every five years for our members.

Police Checks may only be used for the express purpose that they have been requested for. Therefore Scouts Victoria is unable to accept any checks conducted for employment or other volunteer organisations. Scouts Victoria provides and conducts the check and you only need to provide the required identification documents (and complete the online form from the provider) to enable Scouts Victoria to request the certificate from our National Police Check provider.

Adult Leader Appointments

Certificates of Adult Membership, (CAM), are presented to all new Trainee Adult Leaders and Adult Helpers when their Police Clearance and Working With Children checks have been accepted by the Chief Commissioner.

Certificates of Adult Leadership, (CAL), will be issued to replace the Certificate of Adult Membership, held by Trainee Adult Leaders when Leaders have satisfactorily completed Basic Level training and assessment activities as specified in the Adult Training and Development section: Your Training Pathway.

Certificates of Adult Appointment, (CAA), are issued with the Certificate of Adult Leadership, to show the specific role, Section and Group to which the CAL will be applied and a new CAA will be issued for every subsequent change of role, Section and Group.

Commissioners: For a Leader to be appointed as a Commissioner they must complete the appropriate Certificate of Adult Appointment requirements. The Leader must have completed or be prepared to complete Leader of Adult (Commissioner/District Leader) advanced training within two years of appointment. If it is not possible for the Leader to have completed the training on appointment, the appointment shall be Trainee or Provisional, to be confirmed when the Basic Training for Leader of Adults (Commissioner/District Leader) is completed.

District Leaders, Youth Program: For a Leader to be appointed as a District Section Leader, i.e. DLJS, DLCS, DLS, DLVS, they must hold the relevant Section Advanced Training and complete the appropriate Certificate of Adult Appointment requirements. If it is not possible for the Leader to have completed the Leader of Adults training on appointment, the appointment shall be Provisional, to be confirmed when the Basic Training for Leader of Adults (Commissioner/District Leader) is completed.

Administration and Membership

Group Leaders: For a Leader to be appointed as a Group Leader, they must have completed all Basic Training as part of the Leader of Adults (Group Leader) training. If it is not possible for the Leader to have completed all the training on appointment, the appointment shall be Trainee, until the completion of Basic Training. This training is to be completed within 12 months of the Trainee appointment.

The advanced Leader of Adult training is to be completed within two years of the appointment.

District and Region Team appointments: When considering the appointment of a District Team member, the District Commissioner must consult and seek the approval of the Region Commissioner and any appropriate Section Region or State Commissioner. For the consideration of appointment of a Region Team member, the Region Commissioner must consult the appropriate Commissioner for approval.

Personal Leader Adviser

Each Leader recruited is to be assigned a Personal Leader Adviser (PLA) or Mentor, by the designated District/Region/State team member, to be a 'mentor', 'buddy' and 'adviser'. The role of the Mentor is vital in the Leader support system of the movement along with the support given by the District Leader – Sectional. It is expected that the appointed Mentor has the required experience and knowledge for the role.

Review of Leader appointments

All trained Leaders are appointed for an initial period of three years. For a Leader to continue in the role beyond three years a review is to be undertaken of the Leader's performance, including the undertaking of Advanced Training and any additional training requirements and a recommendation made to the District Commissioner of either reappointment to current role, reassignment to new or different role, or retirement as a Leader. The DC will monitor who requires the three year review through their Extranet Workflow and advise the team leader of the need. Once the review has been undertaken, the DC will make a recommendation through Extranet to update the appointment. The appointment will either be for a further period of one, two or three years.

Provisional Leaders are to be reviewed after one year and can only be re-appointed for a further year.

Non-Uniformed Roles

Adult Helpers

Adult Helpers are non-uniformed Adult Members who regularly supervise and work in the youth Sections and are regularly helping and supporting overnight activities such as sleep overs, pack holidays, hikes and camps. Adult Helpers are invested as members of the Scout movement once an online application has been processed. At investiture, a Certificate of Adult Membership (CAM) and Group scarf are presented by the Group Leader, but Adult Helpers never wear a uniform and are not permitted to be involved in youth member activities unless they are under the guidance of a trained Leader holding a Certificate of Adult Leadership.

Badge Examiners

As of 2020, Badge Examiners are no longer required to be registered as an Adult Supporter. Due to the nature of the Scout Program, the need for long term monitoring and direct examination of badges should no longer be required. At times, people like coaches, school teachers, music teachers or others may be asked to assess a specialist skill area. This assessment of a specialist skill area generally falls into existing involvement of the expert such as lessons or weekly training.

If a person is being engaged to assess badgework, then the following supervision requirements must be met:

- Satisfy Working with Children legislation, meaning the expert must hold a card, or be an exempt person (the Scouts Victoria requirement to hold a card for membership does not apply in this case)
- Two-Adult leadership principles apply, meaning the youth members parent/guardian is present with their child when meeting with the examiner. The exception is if the person who is assessing the badgework is a school teacher and the assessment is taking place as part of the regular school curriculum on a school day.

One-on-one tutoring or assessment is forbidden for the purposes of badge examination, unless it is part of existing lessons or training activities by a child-safe organisation.

Rostered Parent Helpers

Rostered Parent Helpers are Adult Supporters who are permitted to assist on an occasional basis at weekly Scouting activities, overnight camps or other overnight activities. They can participate more than two nights per term. Rostered Parent Helpers are not permitted to be involved in youth member activities unless they are under the guidance of a trained Leader holding a Certificate of Adult Leadership. Rostered Parent Helpers must never wear uniform but may wear the scarf if issued by their Group Leader.

A Working with Children Check must be held, and a card is required even for those who are Exempt Persons as explained earlier in this chapter. Anyone who is a Rostered Parent Helper, must complete the Mandatory Training of BCORE CHILD and BCORE WHS within three months of being appointed. The mandatory training must be completed before undertaking any overnight activities. Rostered Parent Helpers may only be the parent or guardian of an under-18 youth member in the same Section they are helping in. They cannot be friends, acquaintances or other persons. People in this situation must be registered as an Adult Helper fulfilling our eligibility and suitability requirements outlined earlier in this chapter.

Administration and Membership

Group Committee Members

Group Committee Members are Adult Supporters who help the operation of the Scout Group. They report to the Group Leader. Along with their Group Support Committee role, they are permitted to assist on an occasional basis at weekly Scouting activities and overnight activities. Group Support Committee members are not permitted to be involved in youth member activities unless they are under the guidance of a trained Leader holding a Certificate of Adult Leadership. Group Support Committee members must never wear uniform but may wear the scarf if issued by their Group Leader. A Working with Children Check must be held, and a card is required even for those who are Exempt Persons as explained earlier in this chapter. Anyone who is a Group Support Committee Member, must complete the Mandatory Training of BCORE CHILD and BCORE WHS within 3 months of being appointed. The mandatory training must be completed before undertaking any overnight activities. Some Group Support Committee Members may require access to Scouts Victoria's Extranet for financial responsibilities or registrar duties by their Group Leader, those undertaking this assistance are required to complete a National Police Check. The National Police Check will need to be completed every five years while granted access to the system.

Visiting Parents and Guardians

Visiting parents or guardians attend Scouts from time to time to support their child or assist with a specific activity. Visiting parents or guardians are the parent or guardian of an under-18 youth member in the same Section they are helping in. They cannot be friends, acquaintances or other persons. People in this situation must be registered as an Adult Helper fulfilling our eligibility and suitability requirements outlined earlier in this chapter. Visiting parents are not permitted to be involved in youth member activities unless they are under the direct supervision (meaning, in the same room, directly being observed) of a trained Leader holding a Certificate of Adult Leadership. Visiting parents have a limit of no more than two weekly activities per term. If they wish to be involved more often they must commence as a Rostered Parent Helper, Group Support Committee Member or Adult Helper. Visiting Parents are not permitted to participate in overnight activities.

Carers of youth members

Youth members may require a carer due to personal circumstances (such as a disability support worker). Scouts Victoria very much welcomes carers to support youth, while at the same time ensuring we maintain our Duty of Care to all of our members.

There are many categories of carers including professional, community carers, family members. At a minimum, any carer must hold a Working with Children Check to meet our obligations under the Child Safe standards and our Child Protection Policy.

Due to the various different circumstances of carers (for example, professional carers who may not be the same person each week at Scouts), Group Leaders/District Commissioners are asked to contact the Scouts Victoria Service Centre to obtain a fact sheet for carer obligations. This is also available on the Scouts Victoria Website under Child Safety > [Child Safety Fact Sheets](#).

Leader Expectations in relation to Visiting Parents, Rostered Parent Helpers, Group Support Committee Members and other visitors

All Leaders are responsible (including Section and Assistant Section Leaders) to ensure that the requirements relating to people involved in the Scout program are met. These obligations form part of the Child Protection Policy and the Code of Conduct which are mandatory expectations in our role as Leaders.

Adult Recognition Awards

Nominations are called for adults whose service since their last award shows evidence to meet the following six criteria:

- Carrying out the responsibilities of their Certificate of Adult Leadership or non-uniformed role to the highest standard.
- Promotes teamwork and commitment among fellow adult members.
- Provides leadership and engenders enthusiasm among other adult members.
- Exhibits a vision for the future development of Scouting and takes initiatives to contribute to the development of youth and adults who are influenced by his/her role.
- Involved in activities beyond the level of responsibilities normally expected in the current appointment or management role held which contributes to the wider movement association.
- Has completed the mandatory Core Modules of 'Child Safe Scouting' and 'WHS for Scouting'.

APandR R13.5.4 Nominees for Leader awards of Silver Wattle and above are expected to be Wood Badge qualified.

For a non-uniformed member to be nominated they must have completed the 'Child Safe Scouting' and 'WHS for Scouting' e-learning modules. More information, guidelines, the online nomination form and the nomination closing date can be found www.scoutsvictoria.com.au/ara.

Training and Development

Garry Breadon, State Commissioner - Training sc.training@scoutsvictoria.com.au

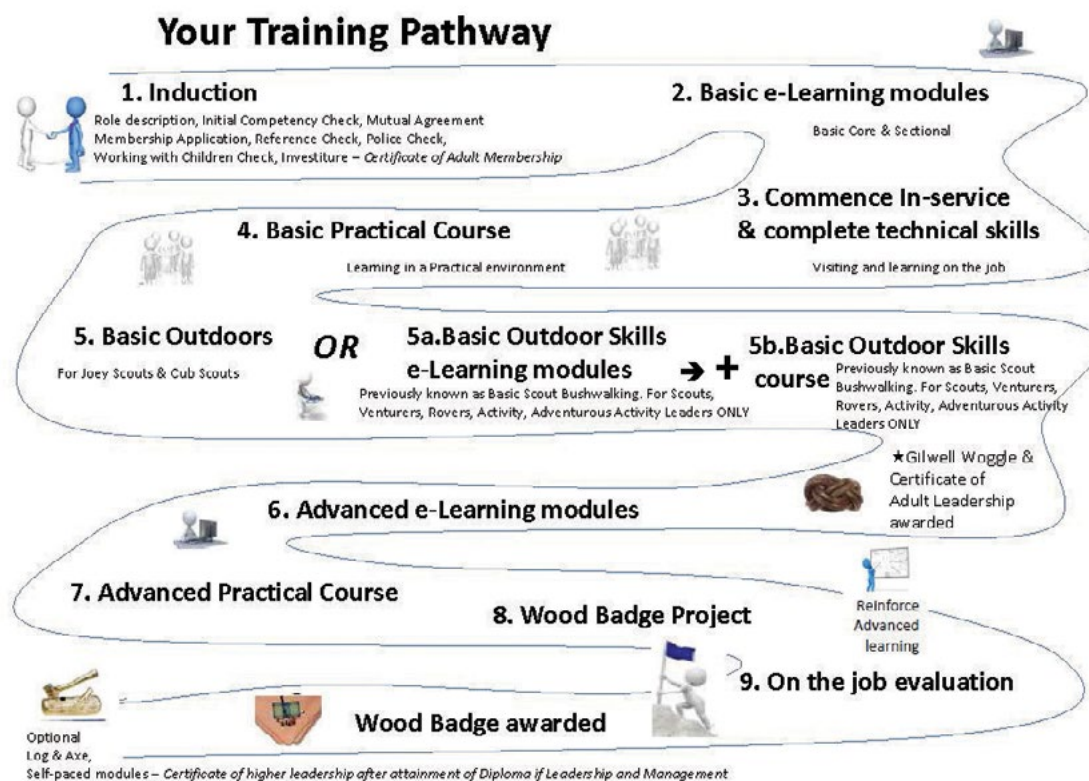
Leanne Venables, State Commissioner - Vocational Education and Training sc.vet@scoutsvictoria.com.au

Alistair Horne, Assistant State Commissioner - Training asc.training@scoutsvictoria.com.au

Training of Adult Leaders Wood Badge Training Program

The Wood Badge Training Program consists of Basic and Advanced level training. As agreed in the Mutual Agreement, Basic Training will be completed within twelve months of entry into the movement. The Advanced Level should be completed within three years.

Below is your Training Pathway to becoming an adult Leader in Scouts Australia. More detail on your Sectional Program can be found on the Scouts Victoria Website.



Technical Skills training occurs back in your Groups and 'on the job' and relies very heavily on District Leaders and Leaders in Charge. Technical Skills should be completed as you work through your Basic Common Core and Basic Sectional Techniques eLearning Modules. All new Leaders will be automatically enrolled into the eLearning system and will receive the log-on information as part of the welcome process once police cleared and accepted into the movement.

Following the completion of all your Basic eLearning and Technical Skills (entered online by District) you can now apply for your Basic Practical and Basic Outdoors residential courses.

Throughout this training period (12 months) you must also be completing the In-Service component of your training.

At the completion of your Basic Training you may commence your Advanced e-Learning Modules. Following a six month period of working in your role and upon completion of your advanced e-Learning modules, you may attend your Advanced Practical Course. Following this course a District evaluation will be carried out over four months by the District Commissioner or their delegate.

Activity Leader, Adventurous Activity Leaders, Guides And Instructors

- An Activity Leader is involved in non-adventurous activities such as radio, first aid and Gang Show.
- An Adventurous Activity Leader is involved in adventurous activities that are identified in National Policy and Rules.
- Activity/Adventurous Activity Leaders will follow a designated activity training pathway as detailed in their Training Plans.
- Adventurous Activity Guide is a Secondary Branch appointment completing any outstanding training as required.
- An Adventurous Activities Instructor is a secondary National appointment completing any outstanding training as required.

Administration and Membership

Eligibility To Undertake Training Courses

Course / Stage of training	Pre-requisites
Primary Role – Leader	
Basic eLearning Common Core and Sectional Techniques Modules	Note: Members of Group Support Committees will automatically be enrolled in eLearning
Technical Skills completion	Certificate of Adult Membership Completed in the Group workplace
In-Service completion	Certificate of Adult Membership Completed with Leader in Charge/Rover Crew/Group/workplace
Basic Practical course	Certificate of Adult Membership All Basic eLearning completed – Common Core and Sectional Techniques Technical Skills completed and recorded on Extranet by District
Leader of Youth Basic Outdoor Course	Basic eLearning and Basic Outdoor Skills eLearning and Basic Practical course
Leader of Youth Basic Outdoor Skills Course for Scout, Venturer Scout and Rover Leaders	Basic eLearning and Basic Outdoor Skills eLearning and Basic Practical course
Advanced Practical course	Certificate of Adult Leadership eLearning Modules for your role At least six months since awarding of Certificate of Adult Leadership
Specialist Activity courses	Certificate of Adult Membership Refer to any prerequisite training in the Adventurous Activities chapter
Provide First Aid	Certificate of Membership
Activities Advanced Practical course	Certificate of Adult Leadership Advanced eLearning Modules At least six months since awarding of Certificate of Adult Leadership ATD Training Introductory Course Provide first aid
Other	
Provide First Aid	Certificate of Membership
Youth Helpers course	Between 14.5 and 17.5 years of age Parental approval to attend
Train the Trainer	
ATD Training Introductory Course	Certificate of Adult leadership
ATD Training Basic Course	Certificate of Advanced Adult leadership (Wood Badge) ATD Training Introductory Course
ATD Training Advanced Course	By Invitation. Only for Training Team Members, ALT's and Instructors

Transferring Leaders From Another Section

1. Transfer of Appointment:

A Leader who applies to transfer appointment without a break in service must complete the appropriate In-Service training and Basic Sectional Techniques eLearning Modules, Basic Practical Course and relevant Basic Outdoors course for the new appointment.

2. Leaders transferring from Section Leader to Activity/Adventurous Activity Leader:

A Section Leader who has completed Basic Training must complete the Specialised Activities and Activity/Adventurous Activities topics, the relevant In-Service training to achieve a Certificate of Adult Appointment as an Activity/Adventurous Activity Leader must also be completed. The ATD Training Introductory course must also be completed if not already done so and Provide First Aid must also be achieved. An Activity Advanced Practical course is then to be completed to gain the Certificate of Advanced Adult Leadership (Wood badge). Recognition of Proficiency is available.

Administration and Membership

3. The participants accepted on training courses are prioritised on the basis that the participant currently holds an appointment relating to the section that the course is being held for. In other words, if you're a Joey Scout Leader then you will be prioritised over a Group Leader for a position on a Joey Scout training course:

While ideally we would have Leaders undertaking only a single role, the reality is that some of our Leaders do need to assist in other Sections. For example, sometimes a Group Leader might help at a Joey Mob for a period of time while their new Leaders are trained. We have had situations when a Leader acting in another role has been overlooked for an application onto a training course because of an unawareness that additional duties are being undertaken.

If this is the case, we ask that the Group Leader or District Commissioner adds a 'Member Note' in Extranet on the Leader's record, so our training office is aware of these additional duties when accepting applications.

Leaders Returning After a Break in Service

All Leaders returning following a break in service must complete the three eLearning modules: Basic Scout Safe, Child Safe Scouting, and WHS for Scouting.

1. On return to the movement with a break of not more than five years in Service:

Depending on the length of time that a former Leader has been out of the movement, the training to be undertaken should be agreed by the returning Leader and the District Commissioner with the assistance of the District Leader - Sectional and District Leader Adult Training Support.

It may be recommended that Basic training is undertaken.

2. On returning to the movement with a break of five years or more in service:

A former Leader, returning to the movement after a break of more than five years, is expected to undertake the Basic Practical supplement plus pre-requisites appropriate to his or her new appointment.

The District Commissioner, in conjunction with the DL – Sectional, should discuss with the returning Leader (whether returning to the former Section or not) the need for undertaking relevant parts of In-Service training and any new eLearning modules appropriate to the new appointment, and how much In-Service training should be undertaken

A Leader who has gained the Wood Badge is entitled to continue wearing it on return, but the provisions of the above paragraphs will still stand.

Training Leaders From Interstate/Overseas

As soon as the local District Commissioner becomes aware that a prospective new Leader has interstate or overseas service they should immediately make contact with the training office. This will facilitate the recognition of the existing training. This is important to ensure the new Leader does not repeat unnecessary training.

Personal Leader Adviser

It is envisaged that all new Leaders will work closely with a current Wood Badged Leader who will provide support, mentorship and advice thus acting as their Personal Leader Advisor.

TRAINING COURSES

National e-Learning

All Leaders participate in the National eLearning program. Follow the instructions you receive. Completion information for the eLearning modules will be automatically transferred to your records. Contact the training office with any queries.

It is a National requirement that ALL Leaders recomplete the Child Safe and WHS eLearning Modules every three years as a condition of continued membership.

How to Apply to Attend Training Courses

Consult your Group Leader who will need to approve application. The Group Leader will approve all training applications. For training at District/Region/State level, the team Leader will approve the application.

Online training can be found in the 'Training' section of our website under 'Training Registration'. Search for the course you wish to attend and provide your details.

Once the online form is completed and submitted, the applicant will receive an email seeking confirmation of training application. Remember to select the 'Click Here to Confirm' area for your application to be completed and accepted

The Group Leader will arrange payment of course fees. For training at District/Region/State level the Team Leader will approve payment.

All applications must be made taking into consideration the closing date. Closing dates are:

- a. For adult Leader courses, THREE WEEKS before the course commencement date.
- b. For other courses ONE week before the course commencement date. Unless the course maximum numbers have been reached.

Please contact training@scoutsvictoria.com.au should that be the case.

Administration and Membership

Course Fee

An invoice is generated by the on-line enrolment process and is sent to the Group Leader and Group Treasurer.

Refunds

If an applicant is unable to attend a course for which an application has been made, the following refunds will be made:

- up to two weeks before course - FULL REFUND OF FEE PAYABLE.
- up to one week before course - HALF REFUND OF FEE PAYABLE.
- less than one week before course - NO REFUND.

To apply for a refund, the Group Leader must contact in writing the State Commissioner Adult Training and Development stating the reasons for non-attendance and seeking a refund.

Cost of Training, Rebates and Subsidies

Face-to-face training charges are considerably less than the actual cost of providing courses, and the Scout Foundation generously subsidises the cost of training in Victoria.

A rebate system has been established to provide Groups with a rebate for the cost of Advanced Training. Providing a Leader completes their Advanced Training (this includes their successful project completion and successful District evaluation) within 12 months, their Group Leader may make an application to the training office for a refund.

A subsidy for the cost of fuel and in cases where the participant must provide their own food, has been put in place (again supported by the Scout Foundation) for Basic and Advanced Training. Fuel subsidies are not available for supplementary courses.

Trainee Leaders wishing to apply for a travel subsidy must complete the appropriate form, (which is part of the pre-course joining pack) and return the completed form to the Course Leader at the end of the course.

Training Calendar

When there is just one date listed, this generally indicates a full day course.

Starting times for courses will be confirmed in the letter you will receive approximately two weeks prior to the course starting date. If you have any queries, contact Scouts Victoria's training team on 03 8543 9800. Should changes to this calendar be made they will be published on the Training pages of our website.

Post Wood Badge Training

A wide range of elective courses and eLearning modules, designed to supplement the general training received through the Wood Badge scheme, are offered. These courses/modules provide knowledge relating to a specific appointment in the movement, or give added insight into technical subjects and to enable a Leader to stimulate the interest of young people effectively. On completion of Advanced Training one unit must be completed yearly. Courses are listed in this Info Book, in either the training calendar or throughout other activity Sections of the book and eLearning electives are available at www.training.scouts.com.au.

Training Team Membership

Volunteering to assist on training courses is a way that you can provide on-going support to Leaders within the Association. If you are interested in helping, contact the training office.

To be considered for membership of the National Training Team you need to meet these specific requirements:

- Wood Badged Leader.
- Assisted as a tutor and presenter on a number of courses (5-6) relevant to appointment.
- Completed additional training as directed.
- Hold a current Leadership role.
- Hold an appointment within Scouting related to the training you are delivering.
- Recommended by members of the Section Training Teams you have assisted.

Recognition of Proficiency

Recognition of proficiency is available upon application. Leadership in Scouting is a unique experience and the training undertaken is unique to the Scouting movement. No other organisations provide the exclusive knowledge and information required of a Scout Leader.

If you believe you may have a case for recognising some prior training and/or skills you have please contact the training office at Scouts Victoria for further information.

Scouts Australia Institute of Training

Scouts Australia Institute of Training (SAIT) has been a Registered Training Organisation since 1996 and since then has delivered a number of registered training courses. A National Training Team comprises authorised Trainers and Assessors. These are led by the National Commissioner for Adult Training and Development through the respective State Commissioners for Adult Training and Development. The Trainers and Assessors have many years Scouting experience and they conform to industry standards.

Administration and Membership

Course Information

The following qualifications are offered by Scouts Australia Institute of Training. Units of Competency that form individual qualifications can be found by contacting training@scoutsvictoria.com.au.

SAIT is registered to offer the following Australian Qualifications:

- BSB20115 Certificate II in Business
- BSB30115 Certificate III in Business
- CHC44015 Certificate IV in Coordination of Volunteer Programs
- BSB42015 Certificate IV in Leadership and Management
- BSB51915 Diploma of Leadership and Management
- CUA20215 Certificate II in Creative Industries
- SIS20213 Certificate II in Outdoor Recreation
- SIS30413 Certificate III in Outdoor Recreation
- SIS40413 Certificate IV in Outdoor Recreation
- SIS50310 Diploma of Outdoor Recreation

Relationship To Scout Training

Within the Scout program, the activities undertaken as part of the Basic and Advanced Training are mapped against the competencies from the above qualification. By completing your training and submitting Portfolios of Evidence via an RPL candidate toolkit for assessment you may receive a Certificate III in Business at Basic level, and a Certificate IV in Leadership and Management at Advanced level.

Process

Scouts Australia Institute of Training is registered to assess candidates in the qualifications specified within its scope. To achieve this you need to:

- Register to complete a Qualification or a Unit of Competency with Scouts Victoria training team training@scoutsvictoria.com.au.
- Receive a SAIT candidate information guide.
- Agree to the Terms of Enrolment.
- Complete a Consent form.
- Provide SAIT with a Unique Student Identifier Number (USI) from the USI registry System www.usi.gov.au (this is now a compulsory VET requirement).
- Complete an RPL Candidate Toolkit (supplied by Scouts Victoria training team).
- All documentation is to be sent electronically.

Assessment

Assessment is usually based on the provision of a Portfolio of Evidence (see note below) RPL. Portfolio of evidence may comprise either or both of:

- Scout Portfolio (endorsed by a Scouts Australia appointed assessor).
- Third party evidence.

Regardless of the source, the 'Principles of Assessment' and the 'Rules of Evidence' as defined in the Standards for Registered Training Organisations will be applied throughout the process.

Visit www.training.scouts.com.au/about-sait for further information.

FIRST AID

Ashley Fraser, State Leader - First Aid (Acting) first.aid@scoutsvictoria.com.au

The purpose of the Victorian Scout First Aid Service (VSFAS):

1. Is to provide first aid training to all eligible youth and adult members,
2. To provide first aid services at Scout functions when requested, and
3. To keep the Chief Commissioner informed of current First Aid Policy and Practice.

First Aid Training

Participant numbers: Minimum of six and a maximum of 24 participants per course. Bookings close Two WEEKS prior to the advertised commencement date.

If you do not already have a Unique Student Identifier number, you must log on to www.usi.gov.au and complete an application. This number will be required for enrolment on day one of the course. If a USI number is not provided a Certificate cannot be issued by the RTO.

Administration and Membership

Course fees are kept at a minimum to assist members with cheaper fees but please make sure all fees are paid prior to attending training or a Certificate will not be issued until the payment is made.

Scout Basic Emergency: Non-accredited first aid training for youth members. A one day course which meets the First Aid requirements of the current Scout Award scheme up to Green Cord Level. All Scout Section participants must be accompanied by a Leader (If numbers exceed four Scouts from your Troop).

Cost: \$20 (Includes first aid manual, badge and VSFAS certificate).

Provide C.P.R. (Update) HLTAID001: This course applies to a wide range of settings where emergencies involving cardiac arrest may occur.

The course provides the skills and knowledge to be able to handle cardiac emergency situations. Note that the provision of CPR must be demonstrated on the floor.

Visit www.australianfirstaid.com.au for more information.

Cost: \$20. Applicants attend first morning session of the Provide First Aid Course.

Provide First Aid: HLTAID003 (includes HLTAID001 Provide CPR and HLTAID002 Provide Basic First Aid): This is a two-day course (or on application to the VSFAS a one day 'Blended' course where the theory component of the course is completed by the student prior to attending on the Practical day).

This course provides the skills and knowledge required to provide first aid response, life support, management of casualty(s), the incident and other first aiders until the arrival of medical or other assistance.

With the upcoming changes to the Scout Program, the VSFAS are providing additional Provide First Aid Courses for youth members only. This is to provide them with the environment to be youth led, adult supported and drive their programs; so we can support them in not only learning first aid but by showing others how to do it at the same time.

This also means the standard two day program isn't quite enough, which is why we do it as a patrol activity overnight. We're learning too, so we started trialling these and they have been successful so far. We can provide these for troops, units and crews (or combinations) however, the Vocational Education requires participants to be over the age of 14 to be eligible for the official 'Provide First Aid' qualification.

This course results in qualifications that are recognised nationally, both within Scouting as well as in the workplace. Certificates are issued by the Australian First Aid – RTO: 3586. Note that the provision of CPR must be demonstrated on the floor.

Visit www.australianfirstaid.com.au for more information.

Course Cost: \$80 (Includes First Aid Manual, Course paperwork, Certificate and First Aid Badge).

Provide Remote First Aid: A Provide Remote First Aid Course will be held on the last weekend in October or later in November each year. There are no course prerequisites. Members qualify in HLTAID005 Provide first aid in a remote location. Location and prices to be advised.

VSFAS Supplementary Courses: Asthma and/or Anaphylactic Shock Management. Dates and times will be advertised, dependent on level of interest. Enquiries by email vsfas.training@gmail.com.

Student Handbook: All students taking part in HLTAID001 (Provide C.P.R.), HLTAID003 (Provide First Aid) and HLTAID005 (Provide first aid in remote location) must refer to the student handbook found on www.australianfirstaid.com.au under Student Information > Critical Info > [Information for all students](#).

Accreditation and Mutual Recognition of Existing Current Qualification: If you have completed a recognised course with an outside provider, forward a copy of the First Aid Certificate issued by the nationally recognised training organisation by email to vsfas.training@gmail.com for your training record to be updated.

First Aid Services

Trained first aiders and equipment can be provided for larger Scouting functions upon reasonable notice being given (at least 60 days beforehand). A modest donation will be expected to cover services and equipment. Please contact our duties officer via email vsfas.duties@gmail.com.

First Aid Badge

The badge, white cross on green background, is the only officially recognised Scouting First Aid badge that may be worn on the Scout uniform.

Qualified First Aiders may wear the badge for a period of three years from the date on the most recently issued First Aid certification of attainment.

It is issued automatically with the relevant certificate upon satisfactory completion of an appropriate course conducted by VSFAS and can also be obtained from the training office.

Administration and Membership

Fundraising and Grants

Scout Groups fundraise for themselves and others – it's integral to the ethos of Scouting. This might mean fundraising for a charitable cause or your own hall maintenance and upgrades, or for subsidising membership fees and event attendance or new quality camping gear – the list goes on.

Scouts Victoria has devised the following fact sheets which are available on our website under Resources and 'Fundraising and Grants'.

Please also find below some activities which are organised and administered by the Fundraising Team at Scouts Victoria and are offered state-wide, to all Groups. There are also local level ideas for Groups. The Branch Executive Committee (BEC) also has a Funding Subcommittee to explore these and other 'Finance that Supports' initiatives. For any enquiries in relation to fundraising email fundraising@scoutsvictoria.com.au or grants.manager@scoutsvictoria.com.au

Fact Sheet – Fundraising

This fact sheet outlines some of the options available to Scout Groups to raise funds via state coordinated activities plus other local level ideas for Groups to run with.

It also outlines important aspects of fundraising by way of formal registrations and legalities and important considerations when seeking sponsorship with businesses.

Fact Sheet – Grants For Groups

Grants are an extremely valuable source of funding for Scout Groups.

This fact sheet outlines the opportunities that exist, the legalities and information that applies plus the processes involved – from the grant application to final acquittal for successful funding.

Snapshot Of Fundraising Ideas And Activities For Groups And Formations:

- Scout Monster Raffle*.
- Scout Month at Ritchies IGA stores across the state*.
- Grants for Groups*.
- Christmas Tree sales.
- Local sponsorship from local business.
- Bunnings BBQs.

*Overseen by Scouts Victoria

Some Important Legal Things

- Scouts Victoria is the legal entity and registered not-for-profit organisation through the Australian Charities and Not-for-profits Commission with tax Deductible Gift Recipient status (DGR) attached to our ABN, not individual Scout Groups.
- For grant funding and other donations, often a tax deductible tax invoice will be required and only Scouts Victoria can issue this, not individual Scout Groups. Funding Agreements and contracts are also only to be signed by the legal entity, Scouts Victoria.
- Scouts Victoria does not require a Consumer Affairs Victoria fundraising registration under the Fundraising Act (VIC) 1998 based on our major activity being a raffle which is exempt.

Marketing and Communications

Scouting needs to be highly visible across Victoria so people can see the positive impact that Scouting has in our local communities. It is also a great way to welcome new members – both youth members and adult volunteer Leaders. And it helps get supporters on-board.

The Scouts Victoria Marketing team is here to help, so that every Group and District can be pro-active in sharing their own good news.

There is a suite of Marketing Fact Sheets available on our website under Resources and 'Marketing'.

Resources Available To Support Local Marketing:

- Posters (see our Fact Sheet on Promotional Materials).
- Brochures (see our Fact Sheet on Promotional Materials).
- Artwork - for auction boards, flyers for local events (see our Fact Sheet on Branding and Design Assets).

Scouts Victoria Communications

The Marketing Team also manages a range of communications within Scouting, and to the wider community:

- Scouts Victoria website www.scoutsvictoria.com.au.

Administration and Membership

- Scouts Victoria has an active social media presence, on Facebook, Twitter, Instagram, LinkedIn and
 - Facebook www.facebook.com/scoutsvictoria
 - Twitter www.twitter.com/ScoutsVic
 - Instagram www.instagram.com/scoutsvictoria/
 - YouTube www.youtube.com/ScoutsVic
- Be Informed - our weekly e-news to all adults in Scouting (including Rovers).
- Australian Scout magazine - bi-monthly, since 1926.

For any enquiries contact marketing@scoutsvictoria.com.au.

Talking To The Media

Usually the Chief Commissioner speaks for all of us on policy and other matters that affect us all.

If you're dealing with local media and would like assistance, please email the marketing team at marketing@scoutsvictoria.com.au. They can also help with writing media releases.

If the matter concerns Scouts Victoria (and not just your Group or District) or it's urgent and you need a hand, please call our Media Line on 03 8543 9898.

Scouts Victoria Photography Disclaimer

Scouts Victoria seeks the consent of parents & guardians to use their child or young person's direct image and complete likeness in materials produced or published by or for the organisation at the time of registration. This material may be utilized within the organisations social media platforms as well other published materials.

During major events Scouts Victoria takes reasonable steps to suitably ensure that direct photography (identifying features and likeness) of non-consenting individuals is not collected. Due to the nature of these activities and the number of young people involved, Scouts Victoria cannot guarantee that in-direct material of non-consenting individuals may be captured and utilized for the above mentioned purposes.

Where the use of a child or young person image falls outside of the scope of any area for which consent has not already been received, Scouts Victoria may seek additional consent to utilise the material. Scouts Victoria will seek additional permission if names are to be published with images. Material posted by youth members on social media platforms remain the responsibility of the individual publisher.

How to be a responsible publisher?

As an individual, when posting material of members on public media platforms, it is strongly encouraged to obtain permission from the required individual/s where you intend on publishing or submitting your material for inclusion or publication purposes (such as Scouts Victoria social media pages).

It is important to remember and remain aware that we have some members who may choose to have their personal images withheld from publication.

Australian Scout Magazine

Australian Scout magazine has been published since 1926, although earlier versions go back to 1910. It is published by Scouts Victoria for Victorian families and adults in Scouting, plus subscribers throughout Australia.

Schedule

The magazine is currently published six times a year.

Print and online

Each edition of the magazine has a circulation of around 18,000 copies. In addition, the magazine is available online.

Download the app via iTunes or Google Play.

Contributions

Content is contributed by Leaders and Youth Members, coordinated by the Australian Scout Committee. Articles and captioned photographs should be sent as soon as possible after an event (or well in advance for future activities) to editor@australianscout.com.au.

If emailing photographs, please send as separate JPG files or in other image formats. Images may also be shared by uploading them to a cloud-based service such as Dropbox or Hightail. Please also provide the names of all people in the photographs (from l-r) and of the photographer. Please don't send photos in Word documents.

Deadlines for Australian Scout

The magazine is always in production, always on deadline. So send your contribution as soon as possible for use in the next available issue. Regular contributors have a set of special deadlines for their material.

Administration and Membership

Subscriptions

Victorian families and adults in Scouting receive the magazine as part of their membership fee. For others within Australia, the annual subscription rate is \$50 for one year (6 issues) or \$90 for two years. The overseas subscription rate is \$60 per year.

Editor - Australian Scout, 152 Forster Road, Mount Waverley, Victoria 3149 editor@australianscout.com.au.

Friends of Scouting

Here is a great way to connect and keep in touch with all things Scouting, even if you haven't been a Scout.

Friends of Scouting Victoria (FOS Vic) is open to adults with an interest in Scouting including past and current members, parents and supporters. The main benefit is an online community that keeps you up to date with old friends and current Scouting Activities.

Log in to the website today where you will:

- Have full access to the FOS Vic website including member-only areas
- Be able to connect with Scouting friends.
- Be kept up-to-date on specific upcoming events and register for them online.
- Post and share your photos and announcements with the FOS Vic community.
- And even more member benefits to come!
- You can also buy Life Membership which has extra privileges. Not only will you be financially helping Scouting, but you'll also be listed on an honour roll and you'll receive the ongoing issues of the Australian Scout magazine.

Visits www.fosvic.org.au or contact admin@fosvic.org.au.

Australian Scout Fellowship (ASF)

The Australian Scout Fellowship (ASF) allows former Rovers and adult Leaders to maintain their connection with Scouting and continue to be actively involved as time permits.

ASF branches include those supporting local Districts, managing our campsites, and supporting local Scout performing arts. For some members this means regular activity — weekly working bees at campsites, or monthly District events, or the annual Scout performing arts productions across the State. For others, it is a more casual opportunity to keep in touch with Scouting in Victoria, to maintain social contact with other former and current Leaders and Rovers, and to participate in Scout events as a recognised member of Scouts Victoria.

As specific examples, ASF members are currently working with several of our Scout campsites: Gilwell, Clifford Park, Eumeralla, Treetops and Caringal. And there are active groups working with: Scout Heritage (Bentleigh) and Heritage Geelong, as well as with Gang Show and other performing arts shows. In addition, there are several active District/Region divisions.

Our list of active ASF divisions is growing, and the ASF council is keen to establish more support and working bee events at key Scout campsites.

Retiring Leaders may apply for ASF membership by submission of an A2 with the approval of the appropriate Commissioner.
Recently booted

Rovers need to contact Membership Support for further information concerning ASF membership.

ASF membership automatically provides membership of the Scout Association, and ASF members must be willing to re-affirm the Scout Promise, submit to a National Police Check, and hold a current Working with Children Check.

Members are entitled to wear their Scout uniform at official events. The ASF uniform is the Scout shirt or ASF Pacific Blue Polo Shirt, ASF scarf and name bar. Members receive each Australian Scout magazine, Be Informed, which often includes ASF updates regarding recent events, forthcoming activities and initiatives, while the Voice of Fellowship quarterly news includes much more detail, including a calendar of upcoming events.

ASF members may align with their local District division, or one of the many 'non District' divisions. ASF members remain fully protected up to age 85 by the Association's extensive range of insurance policies. Insurance is not available for members aged more than 85 years of age.

General Enquiries - fellowship@scoutsvictoria.com.au

ASF Communications - vic.asf.newsletter@gmail.com

Gilwell Park – ASF Heritage

The Gilwell Park Heritage team has been formed to provide support to the management of Gilwell Park. The team offers advice, expertise and effort (labour) for the conservation and repair of the heritage assets contained on site. Construction of the heritage trails are underway, detailing The Story of Gilwell. All members both uniform and lay, past and present are welcome to join in each Wednesday at Gilwell. A Fellowship division has been formed to allow for registration.

Administration and Membership

Victorian Scout Foundation

Support tomorrow's leaders today.

Established in 1985, the Victorian Scout Foundation raises funds to support the work and long term goals of Scouts Victoria.

Income from youth member fees alone cannot provide the financial basis for development, and so Scouts Victoria relies on the work of the Foundation to support its aims and help bring our long-term goals to fruition. Its purpose is to raise money to assist with the development of new and existing Scout Groups, the training of Scout Leaders and much more.

The Victorian Scout Foundation is a capital fund, preserving donations in perpetuity, only distributing earnings to support the work of Scouts Victoria. Therefore membership to the Foundation can make a permanent contribution to the future of Victoria's youth.

Foundation Membership Levels

The Foundation offers various giving levels for membership as follows:

- Associate \$600
- Member \$2,000
- Fellow \$10,000
- Governor \$25,000+ Payment pledges.

Donations can be made through a five-year pledge.

For example, a member could become a Fellow by committing \$10,000 over five years in five payments of \$2,000 per annum.

Bequests

Over the years, Scouts Victoria has been the grateful recipient of many unexpected bequests. Bequests are the most effective way of providing benefits for future generations of Victorian Scouts. Bequests may be a share of an estate, cash, and items of personal property or real estate.

We would like to be able to acknowledge and thank the people who confirm a bequest in their lifetime and give them the recognition they deserve. For this reason if you are considering making a bequest to Scouts Victoria, and would like to have a confidential discussion about your intentions or simply find out more information, please contact the Foundation as follow

Governance

The Foundation is governed by a board of trustees, composed of the President, Senior Vice-President, and ex officio members. The board meets quarterly and holds its annual general meeting in October.

The board's charter is to ensure appropriate and accountable management of funds held by the Victorian Scout Foundation, and to ensure that all matters of governance are adhered to. The Foundation also assumes responsibility for the distribution of monies which are raised by the Foundation, or which are given to it as a body.

Contact - foundation@scoutsvictoria.com.au

Special Interest Groups

Gilwell Reunion

The Gilwell Reunion Committee aims to promote fellowship, friendship and support for Leaders who have undertaken Advanced (Wood Badge) Training in order to assist them to become more effective Leaders of youth; and to assist in the continual upgrade of the training facilities at Gilwell Park by suggesting improvements and fundraising to provide funds to enable such improvements and maintenance to occur.

Gilwell Reunion - This is open to all Wood Badge holders and is held on the Australia Day weekend. The weekend combines service to Gilwell Park along with a lot of fun - where Leaders and ex-Leaders get to do silly things without having to worry about the kids laughing at us. If you haven't been before, why not find a couple of your Wood Badge course buddies with whom you promised to keep in touch and come along. You can attend for the whole weekend or just attend for a day.

Contact: the Secretary, Victorian Gilwell Reunion Committee, Victoria Scout Centre, 152 Forster Road Mt Waverley 3149. Keep an eye on Be Informed for further information.

Baden-Powell Lodge - Freemasons Victoria - Our Principles Make a Difference

Started in 1930, the BP Lodge is a Masonic Lodge within Freemasonry, founded on similar basic principles as Scouting. Membership is open to all men, meeting monthly from February to November on the fourth

Monday, 7.30 pm at the Waverley Masonic Centre. The Baden-Powell Annual Founder's Night meeting on the fourth Monday each February incorporates the Annual Rover Service Award Presentation, to encourage and recognise the valuable service given to the community and Scouting by all Victorian Rover Crews.

Contact - secretary@badenpowelllodge.com

Administration and Membership

Baden-Powell Scout Guild

A fellowship of former Scouts, Guides and other interested people (26+) who are keen to continue the principles of Scouting and Guiding - to keep alive the spirit of the Scout and Guide Promise and Law, to take that spirit into the community and to continue support for Scouting and Guiding. Each State participates in fun activities and undertakes service, along with enjoying regular meetings.

Contact - guildmaster@bpsgv.org.au or visit www.bpguildaustralia.wixsite.com/bpscoutguildaus

Australian Badge Club

The Club is open to all members of the Scout and Guide Associations, to assist members to accumulate, assemble and provide facts relating to the history of badges, new, existing and extinct, from all over the world. Members are encouraged to swap badges by correspondence, thus encouraging friendship around the world. Meetings: third Sunday of alternate months at 152 Forster Road, Mt Waverley. The Club will mount a display, when requested, at Scout and Guide activities.

Contact: Secretary Ann Taylor, P.O. Box 276, Bayswater 3153.

Finances and Insurance

Certificate of Incorporation

The Scout Association of Australia, Victorian Branch is a body incorporated by Royal Charter 1912 and by an Act of Victorian Parliament being The Boy Scouts Association Act No. 4092 of 1932 as amended by the Scout Association Act No. 9878 of 1983. The Act is in essence our Certificate of Incorporation. A letter explaining this is available for download on our website under Age Sections and Adults > Member Resources > Forms and Tools > [Legal Forms](#). The umbrella of the body corporate extends to cover all Scout Regions, Districts, Groups, and other Formations and their operation committees.

Bank Accounts

All bank accounts, must be in the name of: The Scout Association of Australia, Victorian Branch, (name of Group eg. 1st Stony Creek Scout Group)

Vehicle Registrations

For vehicles (including buses, tractors, etc.) and trailers, please see the trailers, vehicles, buses and vessels section or follow the instructions on the website under Age Sections and Adults > Member Resources > Forms and Tools > [Vehicles Trailers, Buses and Other](#).

Bendigo Bank

Opening a Bendigo Community Choice Partners Account at your local Bendigo Community Bank (use Agency Code 7003) and developing a relationship with the bank manager will put you in touch with one of the fastest growing philanthropic movements in the Australian community. Last year the Community Banks gave away over \$30 million to local organisations. If you are an existing Bendigo Bank customer and you don't have the above account please contact your Branch and have them close/transfer the balance of your operating accounts into a Not for Profit Everyday Account. This account has improved benefits and interest rates.

Insurance

This section is designed to provide Scout members with a broad overview of the Scout insurance program and does not represent an insurance policy, guarantee and cannot be relied upon as such. For specific details regarding the scope and extent of cover for the Scout insurance program, please contact the Scout broker, AON.

The Scout Association's Insurance Broker: AON, Level 33, 201 Kent St Sydney NSW 3000.

General claims and enquiries: should be directed to AON Scout Claims on 03 9211 3339.

Making a claim under the Scout insurance program

Claims made under the Scout Insurance Program are managed by AON which assists Scout members liaise with the insurers of the policies to coordinate the exchange of information, advocate the position of Scouts and seek to expedite claims settlements.

Please call AON (03 9211 3339) as soon as an incident has occurred or is discovered. AON will provide you with the information required to get the matter resolved as quickly as possible.

AON Claims Contact Details

Monday - Friday 8.30am-5pm - 03 9211 3339.

AON will instruct authorised trades people/vendors to secure, repair or replace property as required.

After Hours Emergency Contact

Contact 0410 018 469. They will initiate the same processes as apply in business hours.

Administration and Membership

Confirmation of Insurance: (Certificate of Placement)

Scouts may be requested to confirm the existence of Public Liability, Property and Personal Accident insurance policies held by Scouts. If an external organisation requires Scouts to sign an event/activity application form then the form must be forwarded to Scouts Victoria for review prior to signing. This does not apply for applications that involve State or Federal organisations such as Parks Victoria or local councils.

Confirmations are not necessary for Bunning's sausage sizzles as Scouts are registered in the 'Bunning's Public Drive'. Advise your Bunning's contact of this and they will be able to verify the currency of Scout Public Liability Insurance policy.

You can download a copy of the following common certificate requests from our website under Resources > Forms and Tools > [Insurance Certificates and Other Information](#).

Common Certificates of Placement: You can download a copy of the following common certificate requests for the following common events (Sausage sizzles, raffle tickets, Christmas tree sales, rope bridge and Bunnings BBQ) from our website under Resources > Forms and Tools > [Insurance Certificates and Other Information](#).

For activities or events that fall outside these common activities you can request a confirmation certificate by providing details of the activity or event as per the table below and email the request to confirmationofinsurance@scoutsvictoria.com.au.

You will be required to provide a copy of your Risk Management Plan in support of the event as per the requirements for managing Scouting events in accordance with ScoutSafe policies.

- Scout Group.
- Contact Person and Phone.
- Name of the event.
- Date and location of event.
- Summary of activities being undertaken.
- Any Interested Party that needs to be noted.
- Scouts Hosting Community Events and Markets.

Where Scouts are hosting or coordinating large scale events that involve attendance by members of the public care must be taken to ensure the safety and interests of Scouts, Scout members and the attending public. Scout Groups wishing to host or coordinate a large scale community event are required to follow ScoutSafe policies governing the process for planning and approval of Scout approved activities which includes completion of the Scout Risk Management Form prior to the event being conducted. The risk register template can be downloaded from our website at Member Resources > Forms and Tools > [Insurance Certificates and Other Information](#).

Any requests for Certificates of Placement for community events will need to have been approved in accordance with ScoutSafe policies and accompanied by the Risk Register.

New or unusual Scout events or activities

AON must be advised of any unusual or new Scouting activity planned well in advance of the event date to ensure that there is adequate insurance cover available. If the event planned is not within the scope of events normally covered by the insurers, then AON may advise that an additional premium is required to be paid or in some situations that the event presents an unacceptable risk and cannot be insured.

To request a confirmation certificate provide details of the activity or event as per the table above and email the request to: confirmationofinsurance@scoutsvictoria.com.au.

Extract of Insurance Policies Held By Scout Association Of Australia - Victorian Branch

Further details regarding the insurance policies listed below can be accessed from our website under Resources > Forms and Tools > [Insurance Certificates and Other Information](#).

Policy	Risk Covered	Comments
Industrial Special Risk Insurance (ISR) Property and Contents.	Property and Contents of Scout locations as declared through Extranet.	Automatically includes Burglary cover up to \$50,000. Excess for property, contents and Malicious Damage claims of \$1000.
Personal Accident Insurance.	Assists Scout members with medical costs sustained whilst undertaking Scout Approved Activities.	Medicare items and 'Medicare gap' is unable to be covered. Age limit of 85.
Public Liability Insurance.	See below.	

Administration and Membership

Trailers, Motor Vehicles and Boats.	Trailers, Motor Vehicles and Boats owned and registered to Scouts as per declared through Extranet.	Excess \$1000. Trailers/\$1000 Motor Vehicles.
Hall Hire.	Limited to Scouts 'Property Owners' liability and does not extend to the hirers of the hall who need to make their own arrangements.	Hall Hire application form details the obligations of hall hirers in respect to their liability obligations.
Transit Insurance.	Covers Scout owned equipment in transit and temporarily removed from its permanent location.	Excess of \$1000. Does not cover equipment not owned by Scouts.
Travel Insurance – State initiated travel as Scouts National coordinate Australian contingents (Jamborees/Moots).	Groups intending overseas travel are required to have travel insurance as per Branch guidelines.	Not automatically included for members. Contact AON to discuss obtaining travel insurance.

Public Liability Insurance

Period November 30, 2019–2020

The Scout Association of Australia (Victorian Branch) has in place a Public and Products Liability Policy which provides indemnity (protection) in respect of Scout Authorised Activities conducted by any Scout Group or other Formation within the Scout Association of Australia (Victorian Branch). The limit of indemnity is not less than \$20,000,000 for any one occurrence.

The indemnity is provided in respect of personal injury or property damage suffered by a member of the public as a result of negligence on the part of the Scout Association or any member of the Scout Association which includes Leaders, Youth Members, Committee Members and Voluntary Workers whilst acting with the approval, or consent of the Scout Association, or its authorised officers, or certificated Leaders. The policy extends to include Scout Member to Member Liability which in effect provides indemnity for any member of the Scout Association of Australia (Victorian Branch), should they be sued by any other member for negligence resulting in personal injury, or damage to property subject to terms and conditions of the policy.

Disclaimer: This document has been prepared at the request of our client and does not represent an insurance policy, guarantee or warranty and cannot be relied upon as such. All coverage described is subject to the terms, conditions and limitations of the insurance policy and is issued as a matter of record only. This document does not alter or extend the coverage provided or assume continuity beyond the Expiry Date. It does not confer any rights under the insurance policy to any party. AON Insurance is under no obligation to inform any party if the insurance policy is cancelled, assigned or changed after Issue Date.

Trailers, Vehicles, Buses and Vessels

By definition for registration and insurance, a trailer is a vehicle. For any Scout Group or formation to operate a trailer, it must be recorded and registered correctly, as follows.

Scouts Victoria runs all of our vehicles as a fleet for registration with VicRoads. All a Group or formation has to do is enter the details of the vehicle in Extranet and keep them up-to-date. The Annual Insurance Questionnaire, sent out in August, will prompt you to do this.

New or transferred Trailers

You will usually need to take the trailer to a VicRoads office for inspection and registration. Before doing this, contact the State Office and request a Letter of Authorisation. Without this, VicRoads will not register the trailer as a Scout trailer.

Simply email trailers@scoutsvictoria.com.au with the Group/formation name and the name of the person who will be doing the registration. You will receive a PDF letter that contains all the information VicRoads requires. This Letter will work for both new and transferred trailers.

Once you have the registration number, enter the details in Extranet. The Group Assets - Trailers section is down the bottom of the Group's home page.

Existing Trailers

Update the Extranet record when any details change through the year. The Annual Insurance Questionnaire is the final opportunity to advise:

- If you still have the trailer.
- If you want it re-registered.
- What the replacement value is.

The State Office acts on that information for both re-registration and insuring trailers.

Administration and Membership

Unregistered Trailers

Depending on the size of the trailer, it may not have to be registered. It must still be insured however. To do this, simply list and maintain the record in Extranet as above.

Buses

We have a bus, or are thinking of getting one.

There is more to operating a bus than you'd think. Here is what you need to know on registration and your annual requirements.

A 'bus' is a motor vehicle that has been built with seating positions for 10 or more adults, including the driver. The bus will need to be registered and have a current (within 12 months) roadworthy certificate.

Registration

1. As with all vehicles, the bus must be registered to Scouts Victoria. Simply email trailers@scoutsvictoria.com.au to obtain the Letter of Authority to correctly set up the registration and the Certificate of Registration to Operate a Bus Service. Please include the name of the person who will be doing the registration.
2. Once you have the registration number, enter the details in Extranet. The Group Assets – Vehicles and Powered Vessels section is down the bottom of the Group's home page.
3. Update the Extranet record when any details change through the year. The Annual Insurance Questionnaire is the final opportunity to advise:
 - If you still have the bus.
 - If you want it re-registered.
 - What the replacement value is.

The State Office acts on that information for both re-registration and insuring the bus.

Annual Bus Safety Inspection

- Every bus must have an annual safety inspection.
- Any licensed vehicle tester authorized by VicRoads may do the inspection.
- For information on what is inspected, see Transport Safety Victoria's Bus Safety page.
- Scouts Victoria, as the owner, must hold a copy of the current Roadworthy Certificate. When you have it done, please email a copy in to trailers@scoutsvictoria.com.au.
- If your bus has not had a safety inspection in the last 12 months and/or you do not have the Roadworthy Certificate, you may not operate the bus.
- If you require a copy of our Certificate to Operate a Bus Service, just corporateprojects@scoutsvictoria.com.au.

We are hiring a bus

You may be asked for a Certificate of Registration to Operate a Bus Service. It will depend on what organization you hire the bus from.

If you are asked for one:

1. Complete the Request to Issue Bus Operators Certificate of Registration, Form V1.
2. Email corporateprojects@scoutsvictoria.com.au the completed form and copies of the drivers' licenses. Please include any specific names, departments, addresses or emails that the Certificate is to be sent to; this will speed up the process.
3. The State Office then sends the bus operator the Certificate.

Other Vehicles

Cars, tractors, caravans - anything that isn't a trailer or a bus.

All of these vehicles have to be registered and be insured with Scouts Victoria.

Simply email trailers@scoutsvictoria.com.au with the Group/formation name and the name of the person who will be doing the registration. You will receive a PDF letter that contains all the information VicRoads requires. This Letter will work for both new and transferred trailers.

Once you have the registration number, enter the details in Extranet. The Group Assets - Vehicles and Powered Vessels section is down the bottom of the Group's home page.

Existing Vehicles

Update the Extranet record when any details change through the year. The Annual Insurance Questionnaire is the final opportunity to advise:

- If you still have the vehicle.
- If you want it re-registered.
- What the replacement value is.

The State Office acts on that information for both re-registration and insuring trailers.

Administration and Membership

Unregistered vehicles

These are usually vehicles that never leave a private property, such as a campsite. Such vehicles must still be insured, of course. To do this, simply list and maintain the record in Extranet as above.

Vessels

A vessel is a water craft that uses an engine for propulsion. For any Scout Group or formation to operate a trailer, it must be recorded and registered correctly, as follows. Scouts Victoria runs all of our vessels as a fleet for registration with Marine Safety Victoria.

VicRoads handles the actual registration process on their behalf.

All a Group or formation has to do is enter the details of the vessel in Extranet and keep them up-to-date. The Annual Insurance Questionnaire, sent out in August, will prompt you to do this.

New or transferred Vessels

Simply email trailers@scoutsvictoria.com.au with the Group/formation name and the name of the person who will be doing the registration. You will receive a PDF letter that contains all the information VicRoads requires. This Letter will work for both new and transferred vessels.

Once you have the registration number, enter the details in Extranet. The Group Assets – Vehicles and Powered Vessels section is down the bottom of the Group's home page.

Existing Vessels

Update the Extranet record when any details change through the year. The Annual Insurance Questionnaire is the final opportunity to advise:

- If you still have the vessel.
- If you want it re-registered.
- What the replacement value is.

The State Office acts on that information for both re-registration and insuring vessels.

Property Management

Refurbishments, Extensions and Improvements

In order to do any repairs and improvements to local infrastructure, a refurbishment process is in place at Scouts Victoria to assist Groups*. By following the procedure your Group will be supported to provide the best possible outcome for continuing quality youth programs.

**Please note that we are using 'Group' here in the broader sense. It includes campsites, Districts, Regions, supporting formations such as Activity*

Teams and ASF Divisions and any other Scouting formation.

The Group Facilities Support Subcommittee has been established to review and assist Groups that need to do refurbishment. All projects over \$15,000 require endorsement by the Subcommittee. The Group Facilities Support Subcommittee have some means to assist Groups, subject to fulfilment of requirements and budgetary constraints, in the form of a loan, or a mix of a loan and grant.

Preparing Your Proposal

To prepare your proposal of works, please prepare the following:

1. Establish a scope of works – Project Description

This should include a general description of the work that is needed and the possible stages and timing of work. Essential safety and occupational health measures in the Scout facility have to be included to ensure continued quality youth programs.

Peter Jankulovski – Building Projects Coordinator, can visit your site and meet with you about identifying non-negotiable safety and compliance areas and assist establishing a project budget estimate. 03 8543 9843 property@scoutsvictoria.com.au.

2. Project Budget Estimate – Group Financial Viability

The Group should consider what the project might cost and the viability of the Group being able to pay for it. Group financial records and census data are added to your submission so that 3rd party analysis can be made and a business case produced.

3. Funding Sources Identified and Proposed

The Group should possess their own capacity to fund a project but there are also external Grants that are often applied for. If you have applied for an external Grant, please provide a copy of this paperwork. Please note that any such Grant must be done through Scouts Victoria – see the [Grants for Groups fact sheet](#) under the Fundraising and Grants section of our website or email grants.manager@scoutsvictoria.com.au for details.

Administration and Membership

4. Preliminary Prioritisation

Call the Facilities Team on 03 8543 9805 at Scouts Victoria to ask them to assist you in identifying what works are highest priority for your Group and the urgency and timing of the project.

5. Prepare your P2 form

(P2 is the short name for the Application for Approval of Building Works form found under Forms and Tools on Scouts Victoria website).

This form summarises the information in the previous points of the project and collates the information for consideration for the Group Facilities Support Subcommittee.

This is not meant to be an onerous task, a small project should only need a sentence or two.

Policies Directory

All members of the Scout Association of Australia - Victorian Branch are required, as a condition of Membership, to abide by the Principles, Policies, Rules, Regulations and Procedures of Scouts Australia and Scouts Victoria.

Policy And Rules November 2017

Scouts Australia policy and rules are defined in 'Policy and Rules 2017' which can be downloaded from the Scouts Australia website.

Policy and rules included in this document are outlined in the following table.

Policies

P1 Principles
P2 Duty of care
P3 Membership of the Scout Association of Australia
P4 Principal accountabilities
P5 Personnel management
P6 Management of the Rover Scout Section
P7 Finance, property, insurance and legal protection
P8 Community and external relations

Rules

R1 National organization

R2 The branch
R3 Support for Groups
R4 The Scout Group
R5 Joey Scout Section
R6 Cub Scout Section
R7 Scout Section
R8 Venturer Scout Section
R9 Rover Scout Section
R10 Scout Fellowship
R11 Adult training and development
R12 Safe practice R13 Decorations and awards
R14 Uniform, badges and insignia R15 General rules

Scouts Australia CHILD PROTECTION POLICY and PRESCRIBED PROCEDURES available on our website under About Us > [Policies](#).

Scouts Victoria Policies

Policies approved by the Branch Executive Committee include:

- Child Protection Policy 2016
- Child Safe Scouting at Major Events
- Conflict of Interest Policy 2019
- Delegations Policy 2016
- Emergency Response Plan 2002
- Facebook Policy and Guidelines 2012
- Guns and Firearms Policy 1998

Inappropriate Conduct and Behaviour Policy 2018

- Investment Policy 2019
- Privacy Policy 2016
- Real Property Policy 2016
- Sun Protection policy 2017
- Youth Membership Policy 2016
- Code of Conduct 2017 Code of Ethics 2017

Available on our website under About Us > Policies.

Complaints and Disputes

Introduction

Any complaint that relates to adherence to the Child Protection Policy must be reported using the Child Safe Scouting Reporting Process on Page 5 of this Info Book.

In an Association as large as Scouting, there will always be a time when parties, in particular Adults, will not agree on a particular course of action or direction being undertaken. Usually most of these disputes are quickly resolved at a local level without the need for any further action. There are however times when a person may wish to make a formal complaint.

Please note that, with the exception of child protection, issues should be addressed by the individual member's Team Leader.

Administration and Membership

Who is my team leader?

For Leaders who are members of Scout Groups, this would be your Group Leader. For a Group Leader this would be your District Commissioner.

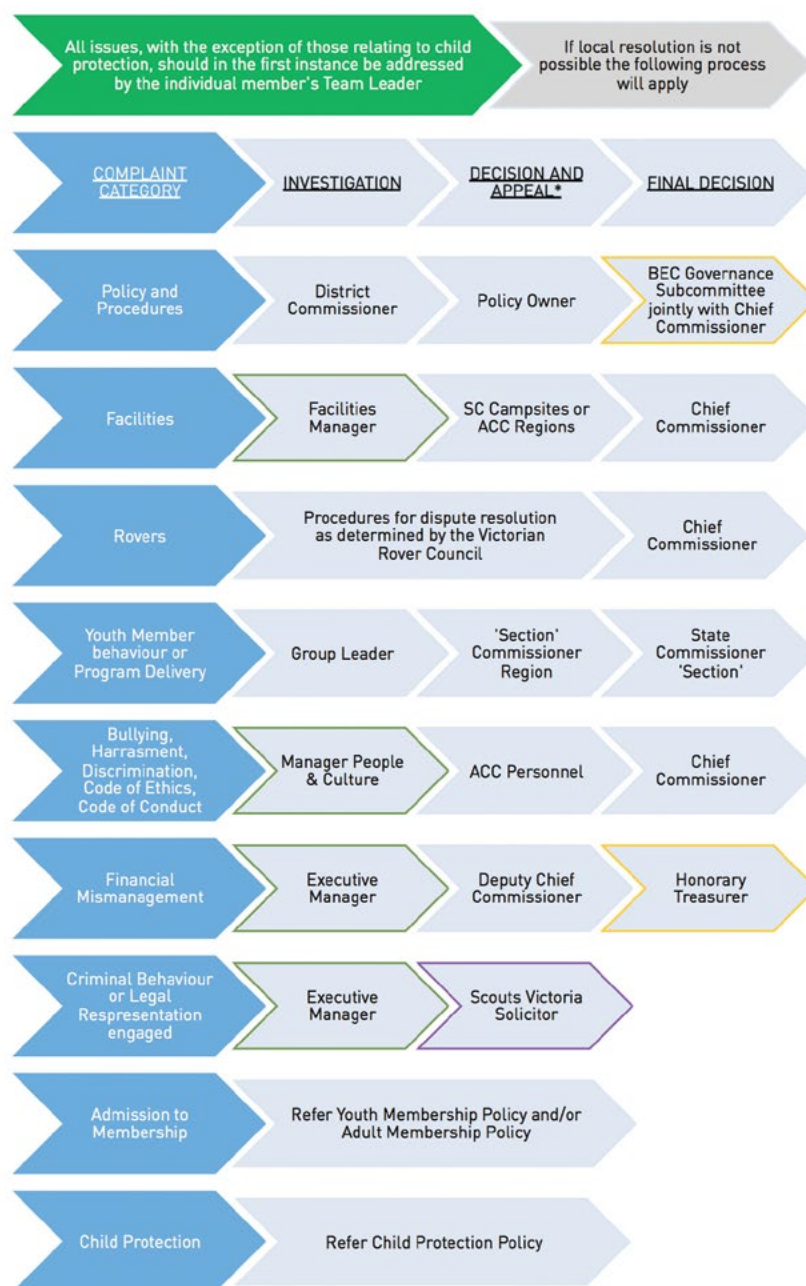
Investigation Process (excluding Child Protection Incidents)

If a complaint or dispute is escalated to the Scouts Victoria Personnel Team and an investigation is commenced, then the investigation will usually include meeting with involved parties relating to the complaint or dispute. The investigator will make a recommendation to the Decision Maker for implementation.

The investigator may apply to the Assistant Chief Commissioner – Personnel to request a member to not participate actively in Scouting Activities to prevent further incidents during the investigation. The ACC-Personnel will make recommendation to the Chief Commissioner to determine if a suspension is necessary and advise as such.

Complaint and Disputes Flowchart

The flow chart below outlines the stages in the escalation of a complaint.



* If decision is appealed the process is first reviewed for procedural fairness then coordinated by the Manager People & Culture to ensure proper documentation is retained.



Administration and Membership

More Information

For more information or assistance relating to a Complaint or Dispute, please contact the People and Culture Manager on 8543 9800 during business hours.

Incidents

Scouts Victoria Emergency Line 03 8543 9877.

In the Event of an Incident

Based on the severity of the incident, you should:

- Check for danger - ensure the safety of any casualties, yourself and others;
- Provide first aid if able to do so and/or obtain appropriate medical treatment;
- If necessary, alert the appropriate emergency services (000);
- If necessary, notify Scouts Victoria via the Emergency Line (03 8543 9877);
- Notify the injured or affected person's parents (in the case of a youth member) or next of kin (in the case of an adult);

Incident Reporting

Please report within 48 hours, any injury or incident relating to Scouting activities that affects any Scout member, member of the public or causes significant damage to buildings or assets. This includes near miss incidents where the consequences could have been more significant.

An online Incident Report is accessible on our website under Resources > Forms and Tools > [Incident Report](#).

You will receive automatic acknowledgment of an incident report submitted through the online form.

Scouts Victoria Emergency Line

In addition to completing an incident report, you must contact Scouts Victoria via the Emergency Line for incidents meeting the following criteria:

- The death of any person;
- A person requiring immediate medical treatment by a doctor, dentist or in a hospital;
- Major building or asset damage;
- Lost or overdue activity participants;
- An incident reported to emergency services, such as Police, Fire, State Emergency Service or Ambulance;
- An incident that is continuing to escalate beyond local resource capacity or where urgent assistance is required.

Index

A

B

C

D

E

F

G

H

Index

I

J

K

L

M

N

O

P

Q

R

S

Index

Y

T

V

W

2020, Youth Participating, Assisting and Leading.

Their program, their adventurous
journey, their personal progression.

In 2020 we will record all youth Participating,
Assisting and Leading in a diverse program from
a range of Challenge Area activities.



**Our programs are Adventurous,
Fun, Challenging and Inclusive**