



For Adventure!

11th Victorian Cuboree

Gilwell Park, 25-29 September 2023

Leader's Handbook



**Cub
Scouts**

V 1.2



**Scouts
VICTORIA**

Welcome to Cuboree 11 !

Cuborees are fantastic events for Cub Scouts, Leaders, Rovers, Venturers and Adult Helpers. They provide an opportunity for Cub Scouts to get out and do more than just have a weekend camp or holiday.

Victorian Cuborees are 5 days and 4 nights duration, with catered meals and well managed sub camps.

Tuesday to Thursday, activities are conducted to provide an opportunity for all Cubs to have social interactions, learn new skills, experience adventures and of course have fun with some new friends.

Each Sub Camp will contain over one thousand Cub Scouts plus Leaders and Non-Uniformed Supporters, all of whom contribute to a fun-filled event each and every day.

This handbook will explain how to get the most out of your time at Cuboree and of course get more fun out of the event too.

We can't wait to welcome you all to Gilwell Park, Gembrook this September!



John Kerr
Chief Director



Nikki Coffey
Camp Chief



For Adventure!

Key Contact Information

Cuboree Admin: 03 8543 9821

- Public number for parents and Cuboree attendees

Emergency Management Centre: 03 5967 8855

- Cuboree attendees only, not for public use

Table of Contents

Table of Contents	3
Cuboree Management Team	4
Site Map	5
Child Safe Scouting at Cuboree	7
Administration	9
Wristbands	9
Independent Travellers	10
Attendance Management	10
Parking	10
Emergency Management Centre (EMC)	11
Camping	12
Sites and Services	13
Gas Cylinders	13
Waste Disposal	13
Fire Safety	14
Equipment	14
Gas Safety	14
Other Safety Requirements	15
Activity Bases	16
Extra Activities	17
At the Activities	18
Cub Scout Passports	19
Joey Scouts Hop Into Cuboree	20
Health and Wellbeing	21
Services	21
Health and Wellbeing Handbook	22
Venturers at Cuboree	23
Catering	24
Menu	25
Transport	26
Transport - Arriving at Cuboree	27
Transport - Departing Cuboree	28
Merchandise	29



For Adventure!

Cuboree Management Team

Chief Director - John Kerr

Deputy Chief Director - Josh Cashill

Camp Chief - Nikki Coffey

Director Activities - Lucy Hubbard

Director Administration - Narelle Caruana

Director Camping - Russell Bradd

Director Event Catering - Jess Rutherford

Director Finance & Merchandise - Trevor Howlett

Director People & Wellbeing - Bronywn Mepstead

Director Works and Services - Gary Steinhardt

Director PR & Marketing - Peter Coffey

Director Scout Safe, Transport & Security - Danny Attard

Business Manager - Michael Thomas

Manager Cuboree Program - Ezgi Bridger

Manager Police Scouters - Andrew North

Manager Joey Scout Day - Adrian Newman

Joey Scout Liaison - Shell Pryor

Joey Scout Day Camp Chief - Judy Niven



For Adventure!



Sub Camps

Sub Camp 1 - **Blue**

Sub Camp 2 - **Green**

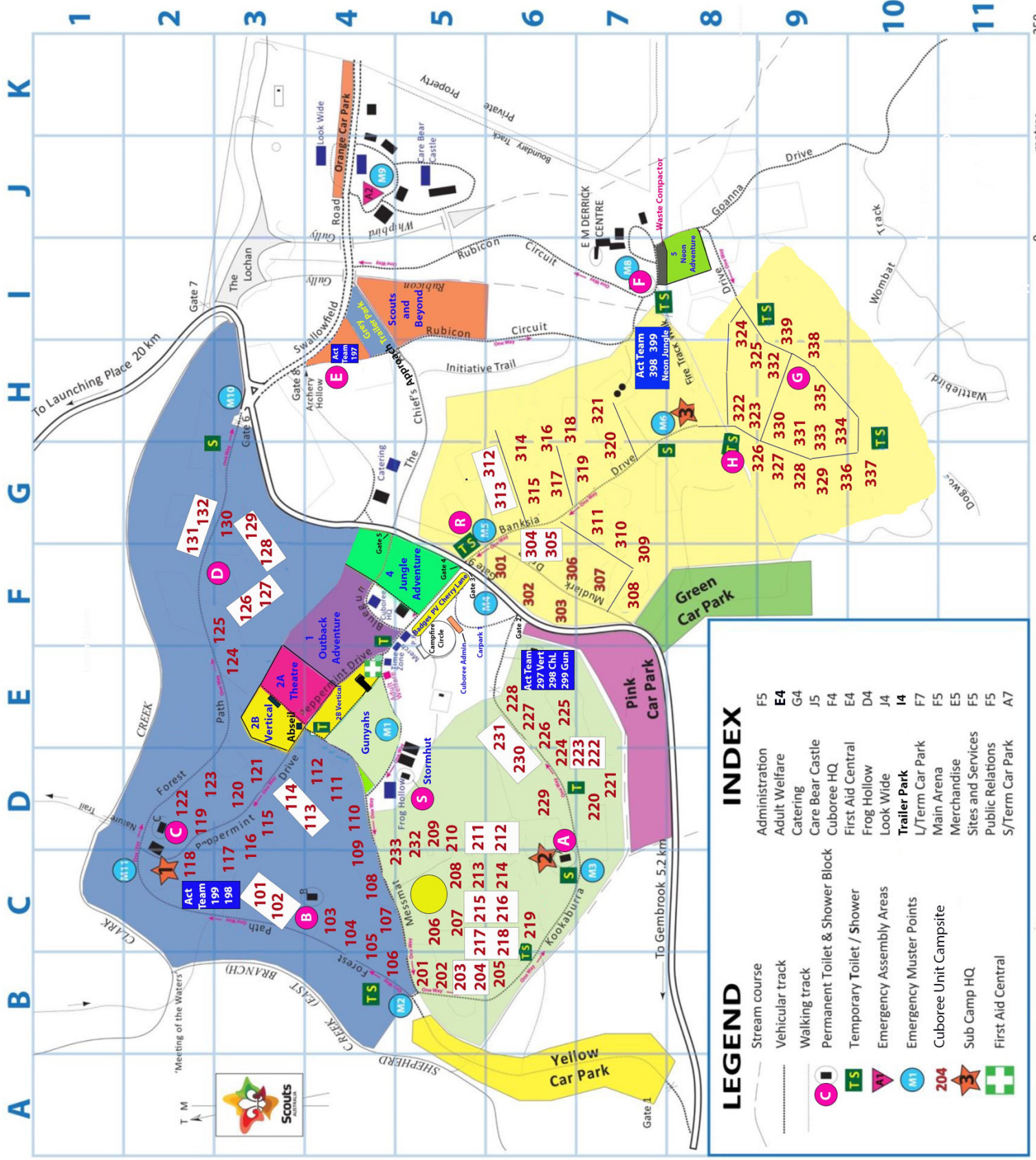
Sub Camp 3 - **Yellow**

Activities

- 1 Outback Adventure F4
- 2A Theatre Adventure E3
- 2B Vertical Adventure E3 and E4
- 3 Safari Adventure (Off site) F5
- 4 Jungle Adventure F5
- 5 Neon Adventure I8
- 6 Scouts and Beyond I5
- Cherry Lane F5
- Citizen Scientist F5
- Gunyahs E4



Scouts
VICTORIA



LEGEND

- Stream course
- Vehicular track
- Walking track
- Permanent Toilet & Shower Block
- Temporary Toilet / Shower
- Emergency Assembly Areas
- Emergency Muster Points
- Cuboree Unit Campsite
- Sub Camp HQ
- First Aid Central

INDEX

- F5 Administration
- E4 Adult Welfare
- G4 Catering
- J5 Care Bear Castle
- F4 Cuboree HQ
- D4 First Aid Central
- J4 Frog Hollow
- I4 Look Wide
- F7 **Trailer Park**
- F5 L/Term Car Park
- E5 Main Arena
- F5 Merchandise
- F5 Sites and Services
- A7 Public Relations
- A7 S/Term Car Park

Cub Scout Suggested Packing List

All gear should be in a large strong bag and every item clearly marked with the Cub's name and Unit number. Cubs will be getting dirty, wet and muddy, so old clothes are advisable. Check the weather forecast and pack accordingly.

Note: No electronic games, radios, mobile phones or lollies

CLOTHING

- 4 x Long Pants/Shorts (Depending on the weather)
- 4 x T-shirts
- 1 x Long sleeve shirt
- 4 x Warm Jumper/Top
- 6 x Pair of Socks
- 5 x Underclothes
- 2 x Pyjamas
- 2 x Pairs of Shoes/Runners/Gum Boots (Depending on the weather)
- At least one set of old clothes for the muddy activity (they may not return home)
- 1 x Raincoat/Warm waterproof jacket
- 1 x Sun hat
- 1 x Beanie
- 1 x Pair of Thongs – for showers
- 1 x Cuboree Shirt and Scarf (if delivered prior to Cuboree to your Group)
- Thermals (Optional)

TOILETRIES/PERSONAL ITEMS

- 2 x Towels (Medium Size)
- 1 x Bar of Soap
- 1 x Toothbrush and Toothpaste
- 1 x Brush or Comb
- 4 x Handkerchief or a Travel Pack Size Tissues
- 1 x Sunscreen
- 1 x Insect Repellent
- 1 x Waterproof bag for above

SLEEPING GEAR

- 1 x Good quality warm sleeping bag with Inner sheet or Liner
- 1 x Warm blanket
- 1 x Pillow
- 1 x Sleeping mat or Camp Stretcher
- 1 x Teddy/Soft Toy

DILLY BAG (MEAL GEAR) UNBREAKABLES

- 1 x Plate (Dinner Size)
- 1 x Bowl
- 1 x Cup
- 1 x Knife
- 1 x Fork
- 1 x Spoon
- 2 x Tea Towels

OTHER GEAR

- 1 x Torch with Extra batteries
- 2 x plastic bags for dirty clothes
- 1 x Small backpack for day use
- 1 x Water Bottle
- Medication (if required)

NOTES:

If your Cub Scout is prone to bed wetting, please supply an extra sleeping bag, extra pyjamas and 4 pairs of Pull Ups. You may pack other items, BUT REMEMBER, your Cub Scout will need to move their bag themselves. Cub Scout Uniform is NOT required for Cuboree.



For Adventure!

Child Safe Scouting at Cuboree

Cuboree Unit Code

We respect other people

We treat others how we want to be treated

We think about others and how we can be kind

We are responsible

We work together

We support each other to try new things

We care about nature and treat it with respect

We have lots of fun

We are adventurous



Adult Code of Conduct

I respect the dignity of myself and others

I demonstrate a high degree of personal responsibility

I am a role model to others in my words and actions

I act at all times in accordance with the Law and Promise

I adhere to the Scouts Australia Child Protection Policy

I report any conduct I see or hear that does not adhere to this Code



For Adventure!

Code of Conduct

Venturers at Cuboree 2023

Category 1

Things we want to see

This is behaviour that we encourage you to display

- Helping other people
- Sticking to the scout law and scout promise
- Having fun
- Being positive and happy
- Being inclusive and accepting and embracing differences
- Helping create a safe space for all youth in all sections.
- Looking out for others and being supportive
- Having respectful relations with others

Category 2

Behaviour that is sometimes appropriate.

This is behaviour that is sometimes appropriate and needs permission

- Nicknames
- Physical touch
- Taking and/or posting photos or personal information
- Being loud
- Touching items or things that are not your own
- Assisting putting equipment on (PFD's, Harnesses etc.)

Category 3

Behaviour that is not appropriate

This is behaviour (physical and virtual) that is assumed not intentional and fixed by the youth member after being reminded

- Swearing/Unscout like Language
- Name calling/Bad Mouthing
- Being somewhere you should not be
- Irritating others
- Excluding others
- Unintentionally making someone feel uncomfortable
- Being alone with someone in a tent that is not yours (for whatever reason)

Category 4

Behaviour that is never acceptable.

This is behaviour (physical and virtual) that is contributing to someone being or feeling uncomfortable or unsafe, will not be tolerated and will be reported

- Category 2 behaviours without permission
- Failure to modify or cease Category 3 behaviours
- Bullying, cyber-bullying, harassment or discriminating behaviour
- Purposefully making someone else uncomfortable
- Partaking in (or knowing someone else is and not reporting it) drugs, alcohol, cigarettes or vapes
- Any sexual interactions (e.g. Anything you would not want your grandparents see you do)
- Any illegal behaviour



Administration

The Administration team are located in the Environment Centre building, near the entrance to Cuboree (Gate 2) and adjacent to the bus parking.

We are the first point of contact during the event for:

- Site Access, Check in & Out Point
- Lost Property
- Independent Travellers
- Parking Permits
- Wristbands & Replacements
- Application Records
- Communications (Radios)

We are also the Go-to Point for Questions – We will chase down an answer if we don't have it!

Wristbands

These are individually printed in the Activity Group colours, and should be worn at all times by attendees of Cuboree.

Information includes:

First Name and Initial of Last Name

Cuboree Participant ID, Membership Number

Camping Unit Number, Medical & Dietary Symbols

Hay Fever / Asthma

You can re-order wristbands at Cuboree Admin or via

www.cuboree.net at the event



Hours of Operation: 6am - 10pm

Contact Phone: 03 8543 9821

Website: www.cuboree.net



For Adventure!

Independent Travellers

If a Youth member is arriving or leaving by car (not on the bus), this must be organised with Cuboree Admin before **8 September 2023**. This includes youth members leaving with leaders on the Friday. Please email admin@cuboree.com.au to organise this. **Only in special circumstances will a youth member be able to travel independently.**

Attendance Management

Everyone On Site **MUST** Check in and Out.

- If you arrive on a bus, your bus Captain will sign you in and out as a group. Information will be in the Unit Packs you will get on arriving to Cuboree.
- If you arrive by car, you must check in via Cuboree Admin and receive your Wristband.
- Day Visitors and Part Time Cooks must also check in on arrival and departure via Cuboree Admin.

Parking

All Cars Parking at Cuboree during the event must have a permit to park. Please apply via [Cuboree.net/parking](https://cuboree.net/parking) by **5pm 15 September 2023**.



For Adventure!

Emergency Management Centre (EMC)

Cuboree has an Emergency Management Centre (EMC) which is staffed 24 hours a day to respond to emergencies and urgent event issues. The EMC proactively monitors weather, coordinates response to incidents and supports the Cuboree Organising Committee as needed throughout the event.

In an emergency, Youth participants and Leaders/Adults can raise the alarm by:

- Telling a Cuboree Team Member (such as Security, Catering, First Aid, Works & Services etc)
- Contacting the Admin team
- By calling the EMC on 03 5967 8855

If you just have a general question about day-to-day Cuboree things, then pop in and visit the friendly Admin Team. They can escalate incidents to the EMC if needed.



For Adventure!

Camping

At Cuboree 2023, there will be three Subcamps, each servicing around 1,200 Cubs, plus the adults in each Camping Unit.

Subcamp 1
Summit

Subcamp 2
We know we can

Subcamp 3
Adventure on the High Seas

Your Subcamp team is your “go to” for camping supplies, updates to the schedule, catering and initial First Aid and wellbeing issues. They can answer most of your questions, or escalate to the directorates if needed.

Important Notes

Make sure you confirm the boundaries of your campsite, so you are not encroaching on another site. Getting on with your neighbours is the Scouting way!

Trailers can only be left at the campsite if they are being used as your Unit Q-Store for food. All other trailers must be moved offsite.

All roads and tracks must be kept clear for access purposes, so take care where you set up your campsite. Check with your Subcamp if you're not sure.



For Adventure!

Sites and Services

Bump-in: 8am - 6pm Saturday and Sunday

Nobody* to stay overnight at the campsites during Bump-in

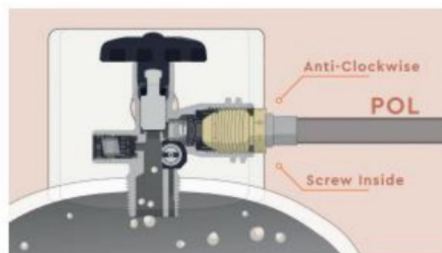
Bump-out: after last Bus on Friday. 8am-6pm Saturday and Sunday

To keep everything running, the Sites and Services team will manage all the logistics of Cuboree.

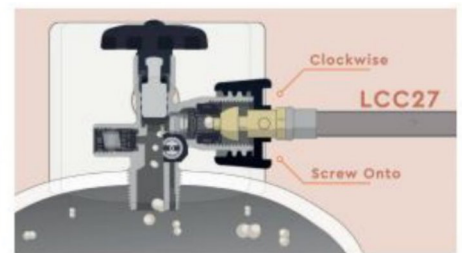
Gas Cylinders

Units cannot bring their own gas bottles to Cuboree.

These will be supplied through the Subcamps and have universal fittings, which supports the old (reverse thread) and new connectors.



Older appliances with the traditional POL fitting will still continue to screw into the new cylinder valve ANTI-CLOCKWISE.



From late 2021 LPG appliances will start to adopt a new hose fitting that is purpose built to function with the new valve design. Importantly, appliances with this new hose fitting will only be able to connect to the cylinder valve being screwed on CLOCK-WISE.

Waste Disposal

A reminder that waste should be sorted and disposed of as follows:



General Waste

Black Plastic Bags



Recycling

Clear Plastic Bags



Loose

Cardboard



Organics

Bucket Provided
Dispose at Subcamp



For Adventure!

Fire Safety

The area at the highest risk of fire is the kitchen within unit campsites, and we are reliant on fire to cook food. There have been fires caused by appliances in campsites, with causes including maintenance, equipment damaged during transport and oversights during the connection of gas fittings to cylinders.

Unit Leaders and unit cooking teams should implement the following requirements:

Equipment

All unit sites should have the following equipment:

- 900g Dry Powder Extinguisher
- Fire Blanket

These items are standard requirements for campsites under Outdoor Adventure Stage 3 and should be a standard item as part of any Scout Group's camping equipment.

They should be positioned in a prominent position that is accessible such as to the side of a kitchen shelter or similar. Ensure your path to these items are not blocked by the gas appliances or other equipment.

Review and understand the operating instructions of the fire blanket and extinguishers prior to commencing the use of appliances in your campsite.

Gas Safety

Before any gas appliance is used and following any change of cylinders you should complete these three steps:

- Check the hose is in good condition – that the hose has not been compromised, look if the hose has been crushed, cracks or splits – if any damage is present, do not use the appliance.
- Check for gas leaks at the fittings on the appliance and the gas cylinder, by opening the valve and then using soapy water, bubbles emitting is a sign of a gas leak
- If any bubbles are present, turn the gas off and resolve the problem.



For Adventure!



You can see a brief video of the three steps via [this link](#).

The soapy water test uses a small amount (teaspoon or less) of detergent in water, mixed into a bottle like a squeezey sauce bottle or similar and shaken to develop a bubbly mix.

Other Safety Requirements

- Only gas bottles supplied by Cuboree can be used.
- All campsite cooking at Cuboree should be conducted with gas appliances. Solid or liquid fuels are not permitted
- Open fires are not permitted
- Gas lanterns are not permitted
- Any appliances in use must be under full supervision by an adult

If you need assistance, seek help from your subcamp or call (03) 5967 8855 – Cuboree Emergency Management Centre for help.



For Adventure!

Activity Bases

OUTBACK ADVENTURE

Slide, crawl and jump through this Adventure. Put your skills to the test to see if you can survive the muddy Outback. **THIS IS THE MUDDY ACTIVITY.** There will be a “Cubwash” station, so bring items to help the Cubs stay warm and get clean(ish). They will want to return to their campsite afterwards for a proper shower.

SAFARI ADVENTURE

Travel on the Safari to learn about creatures large and small.

NEON ADVENTURE

Bright lights and flying rockets up into the sky. See colour changes come to life, travel through the Neon Adventure!

SCOUTS & BEYOND

Learn what it is like to be a Scout and put those Bushcraft skills to the test.

VERTICAL & THEATRE ADVENTURE

Climb, scale, slide and tower over Gilwell on a Vertical Adventure high up in the sky.

Dance your way through Theatre Adventure, see if you can make your Akela roll around laughing with your Unit’s comedy show.

JUNGLE ADVENTURE

Can you survive the Jungle? Build, explore, travel and take a closer look as you make your way through this Adventure.



For Adventure!

Extra Activities



CHERRY LANE

Open from when you arrive on Monday, this is a casual “drop in” centre, where Cubs can try their hand at a range of short, fun activities. Cubs will need to be supervised by their leaders at this base.

Cherry Lane is located near the main entrance to Cuboree.



GUNYAHS

A nighttime activity base, with four different themes:

Colours / Hoop Troop / Radio / Kub Kars

Each Unit will have the opportunity to attend one Gunyah during Cuboree, these must be booked in advance by Unit Akelas.

BADGE CLUB

Check out all the many badges from Groups, Districts, Events and past Cuborees. You might choose to swap a badge or two yourself!

HERITAGE BADGES

The Scout Heritage Team will be selling badges from Tuesday to Thursday, adjacent to Cherry Lane.

CITIZEN SCIENTISTS

Come and visit the Parks Victoria Rangers from Tuesday to Thursday to learn about the flora and fauna that inhabit our environment.

GATEWAY WALK

Walk around the Cuboree site and check out the other Units that are camping. There will be some awesome gateways to see!



For Adventure!

At the Activities

- When you arrive at an activity, we ask that only one leader from each Unit comes to check in.
- While on an activity, your Cubs will be under the direction of the Activity Manager and the Activity Staff, some of whom will be Scouts and Venturers. We ask that you and your Cubs follow any reasonable instructions and treat the Activity Staff with the same respect that you would treat any other Leader and, in fact, how you would wish to be treated. If you see or hear any disrespectful exchanges, please step forward and support our Activity Teams. Poor conduct toward team members will not be tolerated.
- Please don't remove or damage any part of the activity (or permit your Cubs to do so). Our teams have given countless hours of time over the last three years to build the Activities.
- Make sure everyone attending the activities is appropriately dressed including footwear, which must stay on during the activity.
- It's a good idea to make a trip via the toilets en-route to the activities.
- Please be punctual to each activity, the activities will not wait for you to arrive, and your Cubs may miss part of the activity if you are late.
- We may require Leaders to assist their Cubs with the activities, so please stay with your Cubs.
- There will not be tea and coffee facilities at the activities. If you can't go a few hours without caffeine, please bring a thermos with you!
- Bring a tarp for your Cubs to sit on if the ground is wet.
- Finally, and most importantly; we hope that you and your Cubs thoroughly enjoy the Program Activities at Cuboree 2023 – Open for Adventure!



For Adventure!

Cub Scout Passports

Cuboree 11 sees the return of the Cub Scout Passport!

This is a small booklet that Cub Scouts can carry with them. It will be handed out to the Units when they arrive at Cuboree on the bus. It contains info about Cuboree, the activities they will attend, and a page for stamps from each activity base.

When you arrive at an activity, we ask that only one leader from each Unit comes to get all of the activity passports from your Unit stamped, and they are handed in open to the correct page please.

This will speed up the process of stamping over 500 books at a time, and will make everyone's lives easier.



For Adventure!

Joey Scouts Hop Into Cuboree



**Wednesday
27 September**



Joey Scouts Hop into Cuboree is a great opportunity for Joey Scouts to experience the excitement and adventure that is Cuboree. This single day event allows Joey Scouts to see Cub Scouts in their natural environment-having fun and camping at Cuboree in Gilwell Park.

Joey Scout Patrols and their Leaders/adult supporters will meet at the Gembrook Football Ground, and will then be transported by Shuttle Bus to Gilwell Park. Patrols they spend the day exploring the Cuboree site, and have fun at some of the dedicated Joey Scout activities around Gilwell Park.

They will start arriving at Gilwell Park around 9:30am and will depart around 3:00pm.

Joey Scouts and Adults will bring their own lunch, water bottle and snacks for the day, but may drop into your unit camp site to say Hello.

Joey Scouts and their leaders will be completing a Scavenger Hunt around the Cuboree site, as well as enjoying other activities around the site. They will not be taking part in the main Cuboree activities with the Cub Scouts.

If you see Joey Scouts from your home Group while they are walking around, invite them in to your site to have a look around - they may well be your Cub Scouts at the next Cuboree.



For Adventure!

Health and Wellbeing

Services

There is a comprehensive support structure in place to ensure everyone has a great time, but help is there when its needed.



UNIT WELFARE

Allocate a leader to be responsible for welfare in your Unit. Make sure everyone looks out for everyone, Cubs, Venturers and adults!

Providing next-level support, this is your 'go-to' if you have issues that need more than Unit support.

SUBCAMP WELFARE

CUB TIMEZONE

A short stay quiet area, opposite the Adult Welfare facility. Suitable for Cubs for 15-30 minutes if they need a break during activities.

Medical support services if more is needed than that provided by Unit/Subcamp/Activity First Aid.

FROG HOLLOW

CARE BEAR CASTLE

Medical or Welfare issues that require additional support. Referrals from Subcamp or Wellbeing required.

Available to all adults, not just Leaders. Have a well-earned break, a hot cuppa, a foot spa, a chance for a unwind. Encourage all adults in your team to pop in at least once during Cuboree.

ADULT DAY SPA




For Adventure!

Health and Wellbeing Handbook

To help you out, the People and Wellbeing team have created a separate document, “The Health and Wellbeing Handbook”.

You can download this from the Cuboree Resources page:

<https://scoutsvictoria.com.au/activities-events/events/cubs/cuboree-2023-resources/>



For Adventure!

Venturers at Cuboree

A Venturer is a young person who has volunteered for a role as an Activity or Service Leader, or carer buddy to a Cub Scout. Venturers at Cuboree are placed in teams and work as an effective part of that team, and therefore have the same responsibilities as any other Activity or Service Leader.

Please show them courtesy and respect, in the same manner as any other person at Cuboree. Whilst Venturers are happy to fulfil the tasks assigned to them, we should also be aware that they are young people who would like to spend some time with their peers.

All managers should consider how best they support the Venturers in their teams, allowing for some extra time. This may be by allowing Venturers to socialise at less critical times e.g. when your leaders are cleaning the site at the end of the day.

There will be a supported chill out zone called Look Wide, specifically for Venturers, where they can go to socialise when not involved in their daily responsibilities, and relieved of their duties.



For Adventure!

Catering

Catering is a huge endeavour to support the thousands of hungry youths and adults at Cuboree.

To help you out, the Catering team have created a separate document, "The Big Bite".

You can download this from the Cuboree Resources page:

<https://scoutsvictoria.com.au/activities-events/events/cubs/cuboree-2023-resources/>



For Adventure!

Menu

This is a summary of the meals. For more details, refer to the detailed menu and ingredients list, downloadable from the [Cuboree Resources](#) page.

	Breakfast	Lunch	Dinner
Monday		BYO LUNCH Afternoon tea: Potato chips and fruit	BBQ hamburgers, sausages and coleslaw Chocolate cake, custard S: Milo
Tuesday	Cereal, toast, bacon and eggs MT: Muffins	Cold cut sandwiches AT: Popcorn and fruit	Souvlaki with wedges and Greek salad Ice cream sandwich S: Milo
Wednesday	Cereal, toast, pancakes MT: Muesli bar	Chicken taco with corn chips AT: Potato chips and fruit	Pasta with meatballs, garlic bread, garden salad Apple Danish, whipped cream S: Milo
Thursday	Cereal, toast, spaghetti and baked beans MT: Biscuits	Toasted sandwiches and soup AT: Popcorn and fruit	Roast chicken, veggies mashed potato, yorkshire pudding Cheesecake, berries S: Milo
Friday	Cereal, toast, yoghurt MT: Muffins	Cold cut sandwiches AT: Potato chips and fruit	HOME!



For Adventure!

Transport

Travel to and from Cuboree will be by Bus!

Almost all youth (Cubs, Scouts, Venturers) and most Leaders, Rovers, and Adults will travel to Cuboree on a Contingent Bus - in most cases, all the Unit will be on the one bus, and buses have the same number as your Unit number.

Personal luggage only on the buses. Most other gear (tents, cooking, tables, signage, activity gear) must be transported separately to/from Cuboree not on the buses (talk to your Unit Akela).

If you need to park your car at Cuboree for some or all of the event, you will need to request a permit. This must be done well in advance of the event, parking applications will close on September 15 2023 at 5pm. Use the link on the FAQ Page.

Unlike a Jamboree, there is no difference in price if you do not travel on the bus.

Travelling on the bus

A Bus Captain will be allocated for each bus, this is usually a leader that is at the first pick-up point. They will be contacted in advance, and will be responsible for liaising with the Cuboree Transport team if there are any issues on the day (e.g. attendees not at pick-up points, delays in transport).

Unit Akela/Bus Captains will talk with the Bus Drivers to arrange extra (short) stops for toilet breaks if needed.

Seatbelts are required to be worn wherever they are available.



For Adventure!

Transport - Arriving at Cuboree

Upon Arrival - Monday 25 Sept

Upon arrival at Cuboree, our Wonderful Welfare Team members will be boarding the buses and 'jockeying' them to the correct drop off spot.

Most Units will be dropped off at their Campsite. Some may have a short walk.

Leaders and Adults will exit buses first and assist unloading the baggage before the Cubs get off and move into their campsite - be careful and watch for Buses!

Service Leaders will need to walk themselves and their gear from their drop-off to their camp. Same for departure (talk to your Bus Captain to get the latest departure times).

Off-site activity - Tues/Wed/Thur 26-28 Sept

For any off-site activities (away from Gilwell Park) all Units will be picked up and returned to Cuboree from the main Car Park, next to the Environment Centre (Admin Office).

Please arrive at the Car Park 15 min before the departure time so we can load buses.

All buses will go to the same place, so you and your Cubs can get on any bus (as directed) and fill them up. You might need to split a Unit onto different buses but they are all going to the same place.



For Adventure!

Transport - Departing Cuboree

Joey Day - Wed 27 Sept

Joey's and their adults will arrive at the Gembrook Football Oval and board the shuttle bus to and from Cuboree.

Private vehicles will not be allowed to Cuboree.

Drop off and pick up will be from the Car Park next to Environment Centre (Admin Office)

Departure - Friday 29 Sept

Most Units will be picked up at their Campsite (picked up where you were dropped off)

Please have your Cubs packed and their gear stacked for loading at least 15 min before your pickup time so we can get the gear and Cubs on the bus as quickly as possible;

NOTE: Adults within the Unit are required to help load the buses.

We will be updating social media as the buses leave Gilwell to assist parents with meeting the buses.



For Adventure!

Merchandise

The Cuboree uniform of shirt, scarf and badge will be provided to Unit Akelas at the O-Days, or collected on the bump-in weekend just prior to Cuboree.

The Merchandise shed will be open from Tuesday to Thursday, starting at breakfast time and closing around dinner time. On Friday, it will be open from breakfast time until the last bus departure.

For Cubs, there will be lots of Cuboree items to purchase, ranging in price from around \$5 to \$20. The Cuboree Teddy (always a popular item) will cost \$20. Some items (e.g. Hoodie and Police Scouter Badge) will be available to pre-order via the Scout Event Shop www.scouteventshop.com.au until the end of August.

Unit Akelas, please discuss with your leaders and parents how money will be collected and stored for the Cubs while at the event. Most Units will set a maximum amount of money that a Cub can bring, to avoid any disappointment or overspending.

We encourage Cubs to come and check out the goodies themselves during opening hours!



For Adventure!

Cuboree 2023

STAY WARM & DRY AND SLEEP WELL

Our very own Scout Shop has the best gear at the lowest prices for **Cuboree**



SNOWGUM ADVENTURE GEAR

Easy Fold Camp Stretcher

Simple to assemble.
Dimensions:
192cm L x 64cm W x 43cm H
Weight: 7.5kg
RRP \$149.95
only \$99.95



SNOWGUM ADVENTURE GEAR

Leichardt Sleeping Bag

Good to -5°C
You'll be warm as toast.
RRP \$179.95
only \$119.95
Also available, Microfibre Inner Sheet
RRP \$59.95 **only \$34.95**



SNOWGUM VAPORTEC® 100% WATERPROOF JACKETS

Cloudburst or Cloudscape
Sizes: Kids 8 to 5XL
Men's or Women's fit
RRP \$229.95 **only \$119.95**



SNOWGUM VAPORTEC® FOOTWEAR

Cooper Waterproof Boot

Keep your feet warm and dry.
Available in Kids & Adult sizes.
RRP \$179.95
only \$99.95



SEA-TO-SUMMIT CAMPING SET

Delta 3 Piece Set

Plate, bowl, mug and cutlery in mesh bag.
RRP \$49.95 **only \$34.95**

SNOWGUM ADVENTURE

Vulcan LED Headtorch

80 Lumens. 180° Rotational Head.
RRP \$29.95 **only \$17.95**



SNOWGUM ADVENTURE

Large Wheeled Duffel

Seriously big. Seriously tough!
Dimensions:
76cm L x 42cm W x 31cm H
Capacity: 90 Litres
RRP \$199.95
only \$119.95



AVAILABLE ONLINE AT



ScoutShop.com.au

OR VISIT IN-STORE AT

SNOWGUM - 702 DANDENONG ROAD, OAKLEIGH EAST OPEN 10-5 7 DAYS A WEEK

SNOWGUM.COM.AU official sponsors of **Cuboree 2023**

Version Changes

V1.0	18/08/23	First release version
V1.1	25/08/23	Change to menu, updated site map, Snowgum page
V1.2	17/09/23	Added Fire Safety pages



For Adventure!